

# ADAC Kartrennen Cheb

# KZ2 Cup / Competitor list

#	Driver	Nat	Sponsor Competitor	Nat	Driver-License Com-License	Equipment
406	Manuel Kastl	DEU	CS Competition	BEL	61705 917665	Sodi /TM/VEGA
407	Emanuel Mai	DEU	Solgat Motorsport	DEU	16484 66799	Birelart /TM/VEGA
409	Luis Esser	DEU	Mach1 Motorsport	DEU	11661 66429	Mach1 /TM/VEGA
410	Christoffer Sachse	DNK	MP Karttracing	NLD	72890 13058022	Henza Kart /TM/VEGA
411	Mark Zvarich	THA	TB Racing Team	DEU	29 38262	Sodi /TM/VEGA
412	Iliyan Yankov	BGR	Formula K SRP Factory Team	DEU	BG-26/E-INT 009 48701	IPK /TM/VEGA
413	Niko Bognar	DEU	Formula K SRP Factory Team	DEU	65560 48701	IPK /TM/VEGA
414	Eric Wess	DEU	Christian Wess	DEU	44964 65002	Birelart /TM/VEGA
415	Viggo Rasmussen	DEU	Kartshop Ampfing	DEU	69185 66030	Birelart /TM/VEGA
416	Jayden Gushiken	DEU	Formula K SRP Factory Team	DEU	48497 48701	IPK /TM /VEGA
417	Khalil Sodah	LTU	Mach1 Motorsport	DEU	2026-ITE/25 66429	Mach1 /TM/VEGA
420	Quinten van Leeuwen	NLD	MP Karttracing	NLD	48150 13058022	Henza Kart /TM/VEGA
422	Carl Luthardt	DEU	Kartshop Ampfing	DEU	37029 66030	Birelart /TM/VEGA
423	Oskar Steinbach	DEU	Kartshop Ampfing	DEU	10217 66030	Birelart /TM/VEGA
424	Noah Kaltenbach	DEU	Solgat Motorsport	DEU	41550 66799	Birelart /TM/VEGA
425	Sascha Dreher	DEU	Mach1 Motorsport	DEU	41859 66429	Mach1 /TM/VEGA
432	Kevin Lantinga	NLD	TB Racing Team	DEU	42585 38262	Sodi /TM/VEGA
433	Pavel Vimmer	CZE	TB Racing Team	DEU	26AS0709 38262	KR /TM/VEGA
434	Marcel Ernst	DEU	Doerr Motorsport	DEU	34772 65122	KR /IAME/VEGA
436	Vaclav Prochazka	CZE	TEAM OKKART	CZE	26AS0252 26AT02581	Sodi /TM/VEGA
437	Lucie Zimmelova	CZE	MS KART RACING TEAM	CZE	26AS0118 26AT00621	MS Kart /TM/VEGA
442	Ondrej Piki	CZE	KartingPlanet s.r.o	CZE	26AS0435 26AT02781	Sodi /TM/VEGA
443	Lukas Lehnert	CZE	MS KART RACING TEAM	CZE	26AS0408 26AT00621	MS Kart /TM/VEGA
444	Kevin Wagner	DEU	TB Racing Team	DEU	11828 38262	Sodi /TM/VEGA
447	Matyas Pursi	CZE	IPK VMS Racing	CZE	26AS0309 26AT00171	Birel Art /TM/VEGA
450	Barry Gregory	FRA	Formula K SRP Factory Team	DEU	114024 48701	IPK /TM /VEGA
451	Tomas Kuzela	CZE	SKYLARKS Karting Team	CZE	26AS1180 26AT00961	Sodi /TM/VEGA
452	Erik Mueller	DEU	Mach1 Motorsport	DEU	17884 66429	Mach1 /TM/VEGA
454	Martin Antos	CZE	SPIRIT RACING s.r.o.	CZE	26AS0350 26AT00681	Birelart /TM/VEGA
458	Radek Vavra	CZE	TB Racing Team	DEU	26AS0260 38262	Sodi /TM /VEGA
462	Matej Kacovsky	CZE	SPIRIT RACING s.r.o	CZE	26AS1717 26AT00681	Birelart /TM/VEGA
464	Marc Gerstenkorn	CHE	Mach1 Motorsport	DEU	375 66429	Mach1 /TM/VEGA
466	Valentin Knoedel	DEU	Formula K SRP Factory Team	DEU	48527 48701	IPK /TM/VEGA
468	Rick Hartmann	DEU	MSC Langenfeld MP Karttracing	NLD	67247 13058022	Henza Kart /TM/VEGA
469	Julian Bub	DEU	Doerr Motorsport	DEU	48217 65122	KR /IAME/VEGA
470	Maximilian Preradovic	DEU	Solgat Motorsport	DEU	52050 66799	Birelart /TM/VEGA
474	Jason Duijvestijn	NLD	CS Competition	BEL	44454 917665	Sodi //VEGA
477	Derk van Silfhout	NLD	Derk van Silfhout	NLD	44638 44638	Birelart /TM/VEGA
480	Milan van Winden	NLD	MP Karttracing	NLD	48897 13058022	Henza Kart /TM/VEGA
481	Jannik Remmert	DEU	VDB Kart Racing	DEU	19994 66002	Birelart /TM/VEGA
484	Max Hezel	DEU	CV Performance Group X JP Motorsport	DEU	65055 38321	KR /IAME/VEGA
485	Oliver Staedtler	DEU	Formula K SRP Factory Team	DEU	65210 48701	IPK /TM/VEGA
491	Kevin Rosenbaeck	SWE	Kevin Rosenbaeck	SWE	95612 95612	Intrepid /TM/VEGA
495	Adrian Martinz	AUT	TB Racing Team	DEU	JK2072 38262	Sodi /TM/VEGA

# ADAC Kartrennen Cheb

# KZ2 Cup / Competitor list

#	Driver	Nat	Sponsor Competitor	Nat	Driver-License Com-License	Equipment
498	Ondrej Duba	EST CZE	SPIRIT RACING s.r.o.	DEU CZE	26AS0683 26AT00681	Birelart /TM/VEGA
499	Karl Leesma	EST CZE	Formula K SRP Factory Team	DEU CZE	34333 48701	IPK /TM/VEGA

# ADAC Kartrennen Cheb

# KZ2 Cup / Test Session 2 even

Track: Cheb - 1.202 km  
 Session Started: 11:01:00  
 Best Lap by: 464 - Marc Gerstenkorn - 49.672

Rank	#	Driver	Nat	Sponsor Competitor	Nat	Driver-License Com-Licence	Equipment	laps	Best Lap	Diff	In Lap	Penalty
1	464	Marc Gerstenkorn	CHE	Mach1 Motorsport	DEU	375 66429	Mach1 /TM/VEGA	5	49.672		3	
2	436	Vaclav Prochazka	CZE	TEAM OKKART	CZE	26AS0252 26AT02581	Sodi /TM/VEGA	7	49.754	0.082	4	
3	414	Eric Wess	DEU	Christian Wess	DEU	44964 65002	Birelart /TM/VEGA	8	49.800	0.128	5	
4	416	Jayden Gushiken	DEU	Formula K SRP Factory Team	DEU	48497 48701	IPK /TM /VEGA	8	49.836	0.164	5	
5	422	Carl Luthardt	DEU	Kartshop Ampfing	DEU	37029 66030	Birelart /TM/VEGA	7	49.926	0.254	5	
6	412	Iliyan Yankov	BGR	Formula K SRP Factory Team	DEU	BG-26/E-INT 009 48701	IPK /TM/VEGA	8	49.956	0.284	6	
7	444	Kevin Wagner	DEU	TB Racing Team	DEU	11828 38262	Sodi /TM/VEGA	7	49.983	0.311	5	
8	442	Ondrej Píkl	CZE	KartingPlanet s.r.o	CZE	26AS0435 26AT02781	Sodi /TM/VEGA	7	50.012	0.340	5	
9	406	Manuel Kastl	DEU	CS Competition	BEL	61705 917665	Sodi /TM/VEGA	7	50.039	0.367	5	
10	432	Kevin Lantinga	NLD	TB Racing Team	DEU	42585 38262	Sodi /TM/VEGA	6	50.158	0.486	3	
11	458	Radek Vavra	CZE	TB Racing Team	DEU	26AS0260 38262	Sodi /TM /VEGA	8	50.164	0.492	6	
12	480	Milan van Winden	NLD	MP Kartracing	NLD	48897 13058022	Henza Kart /TM/VEGA	7	50.177	0.505	5	
13	420	Quinten van Leeuwen	NLD	MP Kartracing	NLD	48150 13058022	Henza Kart /TM/VEGA	8	50.242	0.570	4	
14	454	Martin Antos	CZE	SPIRIT RACING s.r.o.	CZE	26AS0350 26AT00681	Birelart /TM/VEGA	8	50.283	0.611	4	
15	474	Jason Duijvestijn	NLD	CS Competition	BEL	44454 917665	Sodi /VEGA	7	50.289	0.617	6	
16	466	Valentin Knoedel	DEU	Formula K SRP Factory Team	DEU	48527 48701	IPK /TM/VEGA	8	50.297	0.625	6	
17	434	Marcel Ernst	DEU	Doerr Motorsport	DEU	34772 65122	KR /IAME/VEGA	6	50.374	0.702	3	
18	462	Matej Kacovsky	CZE	SPIRIT RACING s.r.o	CZE	26AS1717 26AT00681	Birelart /TM/VEGA	7	50.419	0.747	4	
19	452	Erik Mueller	DEU	Mach1 Motorsport	DEU	17884 66429	Mach1 /TM/VEGA	6	50.485	0.813	5	
20	470	Maximilian Preradovic	DEU	Solgat Motorsport	DEU	52050 66799	Birelart /TM/VEGA	7	50.647	0.975	5	
21	498	Ondrej Duba	CZE	SPIRIT RACING s.r.o.	CZE	26AS0683 26AT00681	Birelart /TM/VEGA	8	50.753	1.081	4	
22	484	Max Hezel	DEU	CV Performance Group X JP Motorsport	DEU	65055 38321	KR /IAME/VEGA	6	50.834	1.162	4	
23	468	Rick Hartmann	DEU	MSC Langenfeld MP Kartracing	NLD	67247 13058022	Henza Kart /TM/VEGA	8	50.908	1.236	8	
24	410	Christoffer Sachse	DNK	MP Kartracing	NLD	72890 13058022	Henza Kart /TM/VEGA	8	50.948	1.276	5	
25	450	Barry Gregory	FRA	Formula K SRP Factory Team	DEU	114024 48701	IPK /TM /VEGA	5	51.025	1.353	3	
26	424	Noah Kaltenbach	DEU	Solgat Motorsport	DEU	41550 66799	Birelart /TM/VEGA	7	51.147	1.475	4	

Timekeeper  
M.Riehmers

Race Director  
K.Meinhardt

ADAC Kartrennen Cheb

KZ2 Cup

Test Session 2 even

Cheb 1,202 Km

29.05.2026 11:00

Practice (11:00 Time) started at 11:01:00

Lap	Time of Day	Lap Tm	Diff	S1 Tm	S2 Tm	S3 Tm
<b>(464) Marc Gerstenkorn</b>						
1	11:08:41.956	<b>1:08.151</b>	+18.479	25.571	22.150	20.430
2	11:09:32.113	<b>50.157</b>	+0.485	15.516	16.407	18.234
3	11:10:21.785	<b>49.672</b>		<b>15.202</b>	<b>16.242</b>	18.228
4	11:11:16.420	<b>54.635</b>	+4.963	15.245	20.498	18.892
5	11:12:06.306	<b>49.886</b>	+0.214	15.372	16.300	<b>18.214</b>

Lap	Time of Day	Lap Tm	Diff	S1 Tm	S2 Tm	S3 Tm
<b>(436) Vaclav Prochazka</b>						
1	11:06:48.707	<b>1:08.769</b>	+19.015	28.174	19.437	21.158
2	11:07:40.672	<b>51.965</b>	+2.211	16.334	17.008	18.623
3	11:08:31.112	<b>50.440</b>	+0.686	15.224	16.894	18.322
4	11:09:20.866	<b>49.754</b>		<b>15.138</b>	<b>16.343</b>	<b>18.273</b>
5	11:10:24.145	<b>1:03.279</b>	+13.525	15.144	16.476	31.659
6	11:11:25.281	<b>1:01.136</b>	+11.382	18.407	19.239	23.490
7	11:12:18.549	<b>53.268</b>	+3.514	15.313	16.523	21.432

Lap	Time of Day	Lap Tm	Diff	S1 Tm	S2 Tm	S3 Tm
<b>(414) Eric Weiss</b>						
1	11:06:38.171	<b>1:10.666</b>	+20.866	29.070	20.980	20.616
2	11:07:49.372	<b>51.201</b>	+1.401	15.991	16.703	18.507
3	11:08:19.543	<b>50.171</b>	+0.371	15.424	16.406	18.341
4	11:09:09.550	<b>50.007</b>	+0.207	15.301	16.352	18.354
5	11:09:59.350	<b>49.800</b>		<b>15.231</b>	<b>16.271</b>	<b>18.298</b>
6	11:10:49.242	<b>49.892</b>	+0.092	15.267	16.292	18.333
7	11:11:39.387	<b>50.145</b>	+0.345	15.401	16.369	18.375
8	11:12:29.527	<b>50.140</b>	+0.340	15.353	16.345	18.442

Lap	Time of Day	Lap Tm	Diff	S1 Tm	S2 Tm	S3 Tm
<b>(416) Jayden Gushiken</b>						
1	11:06:48.580	<b>1:02.664</b>	+12.828	21.703	19.644	21.317
2	11:07:41.952	<b>53.372</b>	+3.536	16.321	16.915	20.136
3	11:08:32.446	<b>50.494</b>	+0.658	15.483	16.461	18.550
4	11:09:22.377	<b>49.931</b>	+0.095	15.333	16.335	<b>18.263</b>
5	11:10:12.213	<b>49.836</b>		<b>15.184</b>	16.307	18.345
6	11:11:02.110	<b>49.897</b>	+0.061	15.214	<b>16.252</b>	18.431
7	11:11:56.185	<b>54.075</b>	+4.239	17.605	17.388	19.082
8	11:12:46.553	<b>50.368</b>	+0.532	15.347	16.502	18.519

Lap	Time of Day	Lap Tm	Diff	S1 Tm	S2 Tm	S3 Tm
<b>(422) Carl Luthardt</b>						
1	11:06:40.219	<b>1:07.227</b>	+17.301	26.750	19.910	20.567
2	11:07:33.157	<b>52.938</b>	+3.012	16.905	17.070	18.963
3	11:08:23.428	<b>50.271</b>	+0.345	15.352	16.518	18.401
4	11:09:13.607	<b>50.179</b>	+0.253	15.381	16.377	18.421
5	11:10:03.533	<b>49.926</b>		<b>15.200</b>	<b>16.935</b>	<b>18.391</b>
6	11:10:53.725	<b>50.192</b>	+0.266	15.259	16.414	18.519
7	11:11:44.071	<b>50.346</b>	+0.420	15.401	16.457	18.488

Lap	Time of Day	Lap Tm	Diff	S1 Tm	S2 Tm	S3 Tm
<b>(412) Iliyan Yankov</b>						
1	11:06:48.969	<b>1:01.942</b>	+11.986	21.832	19.400	20.710
2	11:07:43.252	<b>54.283</b>	+4.327	16.596	18.326	19.361
3	11:08:33.844	<b>50.592</b>	+0.636	15.434	16.529	18.629
4	11:09:23.859	<b>50.015</b>	+0.059	15.219	16.376	18.420
5	11:10:13.964	<b>50.105</b>	+0.149	15.198	16.505	<b>18.402</b>
6	11:11:03.920	<b>49.956</b>		<b>15.189</b>	<b>16.355</b>	18.412
7	11:11:56.384	<b>52.464</b>	+2.508	15.341	17.438	19.685
8	11:12:46.857	<b>50.473</b>	+0.517	15.372	16.625	18.476

Lap	Time of Day	Lap Tm	Diff	S1 Tm	S2 Tm	S3 Tm
<b>(444) Kevin Wagner</b>						
1	11:07:25.094	<b>59.550</b>	+9.567	21.220	18.323	20.007
2	11:08:15.847	<b>50.763</b>	+0.770	15.654	16.474	18.625
3	11:09:05.937	<b>50.090</b>	+0.107	15.245	16.329	18.516
4	11:09:56.295	<b>50.358</b>	+0.375	15.450	16.371	18.537
5	11:10:46.278	<b>49.983</b>		<b>15.222</b>	<b>16.296</b>	<b>18.465</b>
6	11:11:36.528	<b>50.250</b>	+0.267	15.367	16.322	18.561
7	11:12:26.886	<b>50.358</b>	+0.375	15.303	16.405	18.650

Lap	Time of Day	Lap Tm	Diff	S1 Tm	S2 Tm	S3 Tm
<b>(442) Ondrej Píkl</b>						
1	11:07:07.524	<b>1:07.426</b>	+17.414	24.797	20.596	22.033
2	11:08:00.314	<b>52.790</b>	+2.778	16.619	16.804	19.367
3	11:08:50.559	<b>50.245</b>	+0.233	15.327	16.510	18.408
4	11:09:40.631	<b>50.072</b>	+0.060	15.365	16.417	<b>18.290</b>
5	11:10:30.643	<b>50.012</b>		<b>15.282</b>	<b>16.343</b>	18.387
6	11:11:21.034	<b>50.391</b>	+0.379	15.390	16.620	18.381
7	11:12:11.233	<b>50.199</b>	+0.187	15.340	16.426	18.433

Lap	Time of Day	Lap Tm	Diff	S1 Tm	S2 Tm	S3 Tm
<b>(406) Manuel Kastl</b>						
1	11:07:07.365	<b>58.881</b>	+8.842	19.942	18.759	20.180
2	11:07:58.923	<b>51.558</b>	+1.519	16.096	16.704	18.758
3	11:08:48.994	<b>50.071</b>	+0.032	<b>15.299</b>	16.332	18.440
4	11:09:39.044	<b>50.050</b>	+0.011	15.317	16.305	<b>18.428</b>
5	11:10:29.083	<b>50.039</b>		15.303	<b>16.290</b>	18.446
6	11:11:19.345	<b>50.262</b>	+0.223	15.314	16.444	18.504
7	11:12:09.893	<b>50.548</b>	+0.509	15.317	16.665	18.566

Lap	Time of Day	Lap Tm	Diff	S1 Tm	S2 Tm	S3 Tm
<b>(432) Kevin Lantinga</b>						
1	11:06:55.304	<b>1:00.246</b>	+10.088	21.341	19.220	19.685
2	11:07:46.387	<b>51.083</b>	+0.925	15.794	16.627	18.662
3	11:08:36.545	<b>50.158</b>		<b>15.245</b>	<b>16.407</b>	18.506
4	11:09:26.807	<b>50.262</b>	+0.104	15.312	16.430	18.520
5	11:10:19.233	<b>52.426</b>	+2.268	15.344	16.530	20.552
6	11:11:09.546	<b>50.313</b>	+0.155	15.323	16.578	<b>18.412</b>

Lap	Time of Day	Lap Tm	Diff	S1 Tm	S2 Tm	S3 Tm
<b>(458) Radek Vavra</b>						
1	11:06:38.474	<b>1:06.519</b>	+16.355	24.736	21.086	20.697
2	11:07:29.976	<b>51.502</b>	+1.338	15.940	16.854	18.708
3	11:08:20.312	<b>50.336</b>	+0.172	15.326	16.540	18.470
4	11:09:10.547	<b>50.235</b>	+0.071	<b>15.212</b>	<b>16.407</b>	18.616
5	11:10:00.854	<b>50.307</b>	+0.143	15.323	16.493	18.491
6	11:10:51.018	<b>50.164</b>		15.305	16.476	<b>18.383</b>
7	11:11:42.381	<b>51.363</b>	+1.199	15.367	16.739	19.257
8	11:12:33.188	<b>50.807</b>	+0.643	15.670	16.605	18.532

Lap	Time of Day	Lap Tm	Diff	S1 Tm	S2 Tm	S3 Tm
<b>(480) Milan van Winden</b>						
1	11:06:44.175	<b>1:02.630</b>	+12.453	22.743	19.165	20.722
2	11:07:36.882	<b>52.707</b>	+2.530	16.489	16.862	19.356
3	11:08:27.223	<b>50.341</b>	+0.164	15.376	16.460	18.505
4	11:09:17.776	<b>50.553</b>	+0.376	15.343	16.788	18.422
5	11:10:07.953	<b>50.177</b>		15.278	16.483	<b>18.416</b>
6	11:10:58.154	<b>50.201</b>	+0.024	<b>15.275</b>	<b>16.454</b>	18.472
7	11:11:48.975	<b>50.821</b>	+0.644	15.823	16.527	18.471

Lap	Time of Day	Lap Tm	Diff	S1 Tm	S2 Tm	S3 Tm
<b>(420) Quinten van Leeuwen</b>						
1	11:06:49.335	<b>1:01.449</b>	+11.207	22.102	19.104	20.243
2	11:07:43.946	<b>54.611</b>	+4.369	16.912	18.011	19.688
3	11:08:34.795	<b>50.849</b>	+0.607	15.550	16.814	18.485
4	11:09:25.037	<b>50.242</b>		15.369	<b>16.491</b>	<b>18.382</b>
5	11:10:15.334	<b>50.297</b>	+0.055	<b>15.236</b>	16.536	18.525
6	11:11:05.754	<b>50.420</b>	+0.178	15.370	16.559	18.491
7	11:11:56.831	<b>51.077</b>	+0.835	15.424	16.590	19.063
8	11:12:47.245	<b>50.414</b>	+0.172	15.290	16.592	18.532

Lap	Time of Day	Lap Tm	Diff	S1 Tm	S2 Tm	S3 Tm
<b>(454) Martin Antos</b>						
1	11:06:39.460	<b>1:10.380</b>	+20.097	28.026	21.421	20.933
2	11:07:30.347	<b>50.887</b>	+0.604	15.613	16.676	18.598
3	11:08:20.912	<b>50.565</b>	+0.282	15.442	16.628	<b>18.495</b>
4	11:09:11.195	<b>50.283</b>		15.321	<b>16.462</b>	18.500
5	11:10:01.508	<b>50.313</b>	+0.030	<b>15.255</b>	16.533	18.525
6	11:10:55.666	<b>54.158</b>	+3.875	18.208	17.368	18.582
7	11:11:46.208	<b>50.542</b>	+0.259	15.336	16.592	18.614
8	11:12:40.655	<b>54.447</b>	+4.164	15.495	18.612	20.340

Lap	Time of Day	Lap Tm	Diff	S1 Tm	S2 Tm	S3 Tm
<b>(474) Jason Duijvestijn</b>						
1	11:07:07.689	<b>1:03.015</b>	+12.726	23.504	19.398	20.113
2	11:07:59.141</					

# ADAC Kartrennen Cheb

## KZ2 Cup

Cheb 1,202 Km

### Test Session 2 even

29.05.2026 11:00

Practice (11:00 Time) started at 11:01:00

Lap	Time of Day	Lap Tm	Diff	S1 Tm	S2 Tm	S3 Tm
<b>(434) Marcel Ernst</b>						
1	11:07:08.104	<b>1:07.150</b>	+16.776	27.171	19.687	20.292
2	11:08:01.186	<b>53.082</b>	+2.708	17.282	17.036	18.764
3	11:08:51.560	<b>50.374</b>		<b>15.381</b>	<b>16.428</b>	18.565
4	11:09:42.131	<b>50.571</b>	+0.197	15.489	16.523	18.559
5	11:10:32.586	<b>50.455</b>	+0.081	15.394	16.526	<b>18.535</b>
6	11:11:23.241	<b>50.655</b>	+0.281	15.475	16.553	18.627

Lap	Time of Day	Lap Tm	Diff	S1 Tm	S2 Tm	S3 Tm
1	11:06:54.450	<b>1:00.523</b>	+9.498	21.969	18.526	20.028
2	11:07:47.058	<b>52.608</b>	+1.583	16.138	17.044	19.426
3	11:08:38.083	<b>51.025</b>		<b>15.672</b>	<b>16.628</b>	<b>18.725</b>
4	11:09:29.317	<b>51.234</b>	+0.209	15.821	16.663	18.750
5	11:10:20.667	<b>51.350</b>	+0.325	15.753	16.723	18.874

Lap	Time of Day	Lap Tm	Diff	S1 Tm	S2 Tm	S3 Tm
<b>(462) Matej Kacovsky</b>						
1	11:06:43.154	<b>1:06.088</b>	+15.669	26.117	19.521	20.450
2	11:07:34.506	<b>51.352</b>	+0.933	16.028	16.740	18.584
3	11:08:25.455	<b>50.949</b>	+0.530	15.632	<b>16.445</b>	18.872
4	11:09:15.874	<b>50.419</b>		<b>15.409</b>	16.503	18.507
5	11:10:06.407	<b>50.533</b>	+0.114	15.566	16.470	<b>18.497</b>
6	11:11:27.963	<b>1:21.556</b>	+31.137	15.420	16.685	49.451
7	11:12:21.659	<b>53.696</b>	+3.277	17.900	16.562	19.234

Lap	Time of Day	Lap Tm	Diff	S1 Tm	S2 Tm	S3 Tm
<b>(424) Noah Kaltenbach</b>						
1	11:06:41.898	<b>1:07.719</b>	+16.572	26.526	20.118	21.075
2	11:07:35.717	<b>53.819</b>	+2.672	17.656	17.148	19.015
3	11:08:27.681	<b>51.964</b>	+0.817	15.953	16.911	19.100
4	11:09:18.828	<b>51.147</b>		<b>15.544</b>	<b>16.750</b>	18.853
5	11:10:10.202	<b>51.374</b>	+0.227	15.630	16.773	18.971
6	11:11:01.421	<b>51.219</b>	+0.072	15.587	16.794	<b>18.838</b>
7	11:12:25.495	<b>1:24.074</b>	+32.927	16.476	16.827	50.771

Lap	Time of Day	Lap Tm	Diff	S1 Tm	S2 Tm	S3 Tm
<b>(452) Erik Mueller</b>						
1	11:06:42.664	<b>1:06.820</b>	+16.335	26.346	19.226	21.248
2	11:07:34.200	<b>51.536</b>	+1.051	16.076	16.672	18.788
3	11:08:25.089	<b>50.889</b>	+0.404	15.502	16.644	18.743
4	11:09:15.772	<b>50.683</b>	+0.198	15.498	16.438	18.747
5	11:10:06.257	<b>50.485</b>		<b>15.398</b>	<b>16.422</b>	<b>18.665</b>
6	11:10:57.416	<b>51.159</b>	+0.674	15.789	16.556	18.814

Lap	Time of Day	Lap Tm	Diff	S1 Tm	S2 Tm	S3 Tm
<b>(470) Maximilian Preradovic</b>						
1	11:06:42.015	<b>1:06.900</b>	+16.253	26.142	19.822	20.936
2	11:07:33.997	<b>51.982</b>	+1.335	16.237	16.843	18.902
3	11:08:25.272	<b>51.275</b>	+0.628	15.498	16.631	19.146
4	11:09:16.525	<b>51.253</b>	+0.606	15.978	16.591	18.684
5	11:10:07.172	<b>50.647</b>		<b>15.397</b>	16.564	18.686
6	11:10:57.942	<b>50.770</b>	+0.123	15.546	<b>16.543</b>	<b>18.681</b>
7	11:11:48.789	<b>50.847</b>	+0.200	15.420	16.602	18.825

Lap	Time of Day	Lap Tm	Diff	S1 Tm	S2 Tm	S3 Tm
<b>(498) Ondrej Duba</b>						
1	11:06:46.235	<b>1:03.024</b>	+12.271	23.239	19.546	20.239
2	11:07:38.060	<b>51.825</b>	+1.072	16.113	16.892	18.820
3	11:08:29.315	<b>51.255</b>	+0.502	15.736	16.654	18.865
4	11:09:20.068	<b>50.753</b>		<b>15.431</b>	16.659	18.663
5	11:10:10.876	<b>50.808</b>	+0.055	15.551	<b>16.571</b>	18.686
6	11:11:01.836	<b>50.960</b>	+0.207	15.536	16.610	18.814
7	11:11:53.012	<b>51.176</b>	+0.423	15.665	16.720	18.791
8	11:12:43.917	<b>50.905</b>	+0.152	15.548	16.717	<b>18.640</b>

Lap	Time of Day	Lap Tm	Diff	S1 Tm	S2 Tm	S3 Tm
<b>(484) Max Hezel</b>						
1	11:06:55.690	<b>59.909</b>	+9.075	21.274	19.185	19.450
2	11:07:47.180	<b>51.490</b>	+0.656	15.801	16.961	18.728
3	11:08:42.339	<b>55.159</b>	+4.325	15.754	19.156	20.249
4	11:09:33.173	<b>50.834</b>		<b>15.583</b>	16.702	<b>18.549</b>
5	11:10:24.146	<b>50.973</b>	+0.139	15.613	16.686	18.674
6	11:11:15.097	<b>50.951</b>	+0.117	15.622	<b>16.628</b>	18.701

Lap	Time of Day	Lap Tm	Diff	S1 Tm	S2 Tm	S3 Tm
<b>(468) Rick Hartmann</b>						
1	11:06:48.841	<b>1:02.319</b>	+11.411	21.910	19.315	21.094
2	11:07:41.306	<b>52.465</b>	+1.557	16.370	17.126	18.969
3	11:08:32.376	<b>51.070</b>	+0.162	15.645	16.738	18.687
4	11:09:23.414	<b>51.038</b>	+0.130	15.699	16.664	<b>18.675</b>
5	11:10:14.616	<b>51.202</b>	+0.294	15.508	16.865	18.829
6	11:11:05.580	<b>50.964</b>	+0.056	<b>15.447</b>	16.756	18.761
7	11:11:57.088	<b>51.508</b>	+0.600	15.857	16.692	18.959
8	11:12:47.996	<b>50.908</b>		15.546	<b>16.653</b>	18.709

Lap	Time of Day	Lap Tm	Diff	S1 Tm	S2 Tm	S3 Tm
<b>(410) Christoffer Sachse</b>						
1	11:06:44.857	<b>1:00.978</b>	+10.030	21.867	19.128	19.983
2	11:07:37.378	<b>52.521</b>	+1.573	16.204	17.401	18.916
3	11:08:28.403	<b>51.025</b>	+0.077	15.532	16.806	18.687
4	11:09:19.424	<b>51.021</b>	+0.073	15.513	16.823	18.685
5	11:10:10.372	<b>50.948</b>		15.540	<b>16.629</b>	18.779
6	11:11:01.508	<b>51.136</b>	+0.188	15.669	16.793	<b>18.674</b>
7	11:11:52.567	<b>51.059</b>	+0.111	15.543	16.759	18.757
8	11:12:43.563	<b>50.996</b>	+0.048	<b>15.496</b>	16.760	18.740

Lap	Time of Day	Lap Tm	Diff	S1 Tm	S2 Tm	S3 Tm
<b>(450) Barry Gregory</b>						

# ADAC Kartrennen Cheb

# KZ2 Cup / Test Session 2 odd

Track: Cheb - 1.202 km

Session Started: 11:15:00

Best Lap by: 485 - Oliver Staedtler - 49.779

Rank	#	Driver	Nat	Sponsor Competitor	Nat	Driver-License Com-License	Equipment	laps	Best Lap	Diff	In Lap	Penalty
1	485	Oliver Staedtler	DEU	Formula K SRP Factory Team	DEU	65210 48701	IPK /TM/VEGA	7	49.779		6	
2	411	Mark Zvarich	THA	TB Racing Team	DEU	29 38262	Sodi /TM/VEGA	6	49.790	0.011	5	
3	433	Pavel Vimmer	CZE	TB Racing Team	DEU	26AS0709 38262	KR /TM/VEGA	6	49.816	0.037	4	
4	451	Tomas Kuzela	CZE	SKYLARKS Karting Team	CZE	26AS1180 26AT00961	Sodi /TM/VEGA	7	49.856	0.077	7	
5	423	Oskar Steinbach	DEU	Kartshop Ampfing	DEU	10217 66030	Birelart /TM/VEGA	6	50.070	0.291	5	
6	407	Emanuel Mai	DEU	Solgat Motorsport	DEU	16484 66799	Birelart /TM/VEGA	7	50.096	0.317	4	
7	409	Luis Esser	DEU	Mach1 Motorsport	DEU	11661 66429	Mach1 /TM/VEGA	6	50.096	0.317	4	
8	495	Adrian Martinz	AUT	TB Racing Team	DEU	JK2072 38262	Sodi /TM/VEGA	6	50.111	0.332	3	
9	413	Niko Bognar	DEU	Formula K SRP Factory Team	DEU	65560 48701	IPK /TM/VEGA	6	50.129	0.350	4	
10	481	Jannik Remmert	DEU	VDB Kart Racing	DEU	19994 66002	Birelart /TM/VEGA	7	50.178	0.399	5	
11	469	Julian Bub	DEU	Doerr Motorsport	DEU	48217 65122	KR /IAME/VEGA	6	50.244	0.465	6	
12	447	Matyas Pursl	CZE	IPK VMS Racing	CZE	26AS0309 26AT00171	Birel Art /TM/VEGA	6	50.276	0.497	6	
13	425	Sascha Dreher	DEU	Mach1 Motorsport	DEU	41859 66429	Mach1 /TM/VEGA	13	50.304	0.525	4	
14	437	Lucie Zimmelova	CZE	MS KART RACING TEAM	CZE	26AS0118 26AT00621	MS Kart /TM/VEGA	6	50.379	0.600	4	
15	477	Derk van Silfhout	NLD	Derk van Silfhout	NLD	44638 44638	Birelart /TM/VEGA	7	50.498	0.719	4	
16	417	Khalil Sodah	LTU	Mach1 Motorsport	DEU	2026-ITE/25 66429	Mach1 /TM/VEGA	7	50.668	0.889	3	
17	443	Lukas Lehnert	CZE	MS KART RACING TEAM	CZE	26AS0408 26AT00621	MS Kart /TM/VEGA	8	50.720	0.941	6	
18	491	Kevin Rosenbaeck	SWE	Kevin Rosenbaeck	SWE	95612 95612	Intrepid /TM/VEGA	13	50.893	1.114	5	
19	415	Viggo Rasmussen	DEU	Kartshop Ampfing	DEU	69185 66030	Birelart /TM/VEGA	13	51.229	1.450	6	
20	499	Karl Leesma	EST	Formula K SRP Factory Team	DEU	34333 48701	IPK /TM/VEGA	11	51.396	1.617	4	

Timekeeper  
M.Riehmers

Race Director  
K.Meinhardt

Page 1/1

These results are provisional until the conclusion of any judicial and technical matters!

K-15652/25

Printed: 29.05.2026 / 11:27

# ADAC Kartrennen Cheb

KZ2 Cup

Test Session 2 odd

Practice (11:00 Time) started at 11:15:00

Cheb 1,202 Km

29.05.2026 11:15

Lap	Time of Day	Lap Tm	Diff	S1 Tm	S2 Tm	S3 Tm
<b>(485) Oliver Staedtler</b>						
1	11:21:47.383	<b>1:07.382</b>	+17.603	27.261	19.790	20.331
2	11:22:38.859	<b>51.476</b>	+1.697	16.192	16.662	18.622
3	11:23:28.916	<b>50.057</b>	+0.278	15.476	<b>16.188</b>	18.393
4	11:24:18.980	<b>50.064</b>	+0.285	15.504	16.244	18.316
5	11:25:09.104	<b>50.124</b>	+0.345	15.291	16.475	18.358
6	11:25:58.883	<b>49.779</b>		<b>15.202</b>	16.277	18.300
7	11:26:48.676	<b>49.793</b>	+0.014	15.257	16.239	<b>18.297</b>

<b>(411) Mark Zvarich</b>						
1	11:21:56.407	<b>1:04.221</b>	+14.431	25.460	19.054	19.717
2	11:22:46.826	<b>50.419</b>	+0.629	15.544	16.409	18.466
3	11:23:38.812	<b>49.986</b>	+0.196	15.326	16.319	18.341
4	11:24:26.774	<b>49.962</b>	+0.172	15.346	16.273	18.343
5	11:25:16.564	<b>49.790</b>		<b>15.196</b>	<b>16.263</b>	<b>18.331</b>
6	11:26:10.458	<b>53.894</b>	+4.104	15.302	18.628	19.964

<b>(433) Pavel Vimmer</b>						
1	11:22:19.449	<b>1:05.527</b>	+15.711	25.785	20.076	19.666
2	11:23:10.063	<b>50.614</b>	+0.798	15.607	16.551	18.456
3	11:23:59.922	<b>49.859</b>	+0.043	15.215	<b>16.317</b>	<b>18.327</b>
4	11:24:49.738	<b>49.816</b>		15.153	16.328	18.335
5	11:25:39.602	<b>49.864</b>	+0.048	15.162	16.369	18.333
6	11:26:29.447	<b>49.845</b>	+0.029	<b>15.137</b>	16.345	18.363

<b>(451) Tomas Kuzela</b>						
1	11:21:38.916	<b>1:03.658</b>	+13.802	24.204	18.867	20.587
2	11:22:31.698	<b>52.782</b>	+2.926	15.693	16.823	20.266
3	11:23:21.767	<b>50.069</b>	+0.213	15.233	16.589	18.247
4	11:24:11.685	<b>49.918</b>	+0.062	15.210	16.524	<b>18.184</b>
5	11:25:01.660	<b>49.975</b>	+0.119	15.207	16.401	18.367
6	11:25:51.610	<b>49.950</b>	+0.094	15.226	16.423	18.301
7	11:26:41.466	<b>49.856</b>		<b>15.153</b>	<b>16.385</b>	18.318

<b>(423) Oskar Steinbach</b>						
1	11:21:12.063	<b>1:12.944</b>	+22.874	28.072	21.625	23.247
2	11:22:07.969	<b>55.906</b>	+5.836	17.067	17.360	21.479
3	11:22:58.686	<b>50.717</b>	+0.647	15.668	16.602	18.447
4	11:23:48.785	<b>50.099</b>	+0.029	15.278	16.421	18.400
5	11:24:38.855	<b>50.070</b>		<b>15.238</b>	16.453	<b>18.379</b>
6	11:25:28.930	<b>50.076</b>	+0.005	15.259	16.423	18.393

<b>(407) Emanuel Mai</b>						
1	11:21:37.971	<b>59.327</b>	+9.231	21.944	17.889	19.494
2	11:22:29.259	<b>51.288</b>	+1.192	15.835	16.752	18.701
3	11:23:19.820	<b>50.561</b>	+0.465	15.401	16.702	18.458
4	11:24:09.916	<b>50.096</b>		15.371	<b>16.366</b>	<b>18.369</b>
5	11:25:00.110	<b>50.194</b>	+0.098	<b>15.278</b>	16.449	18.467
6	11:25:50.475	<b>50.365</b>	+0.269	15.406	16.487	18.472
7	11:26:40.739	<b>50.264</b>	+0.168	15.411	16.438	18.415

<b>(409) Luis Esser</b>						
1	11:21:50.118	<b>1:04.604</b>	+14.508	24.846	19.314	20.444
2	11:22:41.100	<b>50.982</b>	+0.886	15.665	16.727	18.590
3	11:23:31.390	<b>50.290</b>	+0.194	15.332	16.529	18.429
4	11:24:21.486	<b>50.096</b>		<b>15.231</b>	<b>16.448</b>	<b>18.417</b>
5	11:25:12.086	<b>50.600</b>	+0.504	15.356	16.614	18.630
6	11:26:02.293	<b>50.207</b>	+0.111	15.282	16.489	18.436

<b>(495) Adrian Martinz</b>						
1	11:22:16.379	<b>1:04.524</b>	+14.413	26.037	18.704	19.783
2	11:23:07.017	<b>50.638</b>	+0.527	15.678	16.443	18.517
3	11:23:57.128	<b>50.111</b>		<b>15.415</b>	<b>16.337</b>	<b>18.369</b>
4	11:24:48.141	<b>51.013</b>	+0.902	15.655	16.820	18.538
5	11:25:38.560	<b>50.419</b>	+0.308	15.505	16.450	18.464
6	11:26:29.263	<b>50.703</b>	+0.592	15.463	16.393	18.847

<b>(413) Niko Bognar</b>						
1	11:21:32.242	<b>1:07.101</b>	+16.972	25.039	20.984	21.078
2	11:22:24.432	<b>52.190</b>	+2.061	16.774	16.709	18.707
3	11:23:14.815	<b>50.383</b>	+0.254	15.501	<b>16.340</b>	18.542
4	11:24:04.944	<b>50.129</b>		<b>15.245</b>	16.384	18.500
5	11:24:55.666	<b>50.722</b>	+0.593	15.693	16.698	<b>18.331</b>

Lap	Time of Day	Lap Tm	Diff	S1 Tm	S2 Tm	S3 Tm
6	11:25:45.993	<b>50.327</b>	+0.198	15.389	16.431	18.507

<b>(481) Jannik Remmert</b>						
1	11:21:12.450	<b>1:12.353</b>	+22.175	27.482	21.544	23.327
2	11:22:08.116	<b>55.666</b>	+5.488	17.035	17.147	21.484
3	11:22:59.004	<b>50.888</b>	+0.710	15.938	16.500	18.450
4	11:23:49.456	<b>50.452</b>	+0.274	15.504	16.514	<b>18.434</b>
5	11:24:39.634	<b>50.178</b>		<b>15.272</b>	<b>16.440</b>	18.466
6	11:25:30.023	<b>50.389</b>	+0.211	15.356	16.577	18.456
7	11:26:20.651	<b>50.628</b>	+0.450	15.430	16.638	18.560

<b>(469) Julian Bub</b>						
1	11:22:36.338	<b>1:08.941</b>	+18.697	26.334	21.890	20.717
2	11:23:28.404	<b>52.066</b>	+1.822	16.250	16.943	18.870
3	11:24:18.814	<b>50.410</b>	+0.166	15.410	16.572	18.428
4	11:25:09.453	<b>50.639</b>	+0.395	<b>15.244</b>	<b>16.470</b>	18.925
5	11:25:59.813	<b>50.360</b>	+0.116	15.284	16.653	18.423
6	11:26:50.057	<b>50.244</b>		15.330	16.513	<b>18.401</b>

<b>(447) Matyas Pursl</b>						
1	11:21:48.255	<b>1:07.578</b>	+17.302	28.319	19.093	20.166
2	11:22:39.595	<b>51.340</b>	+1.064	15.855	16.790	18.695
3	11:23:30.009	<b>50.414</b>	+0.138	15.427	16.452	18.535
4	11:24:20.689	<b>50.680</b>	+0.404	15.395	16.580	18.705
5	11:25:11.053	<b>50.364</b>	+0.088	15.373	<b>16.430</b>	18.561
6	11:26:01.329	<b>50.276</b>		<b>15.320</b>	16.441	<b>18.515</b>

<b>(425) Sascha Dreher</b>						
1	11:16:04.103	<b>56.669</b>	+6.365	19.645	17.856	19.168
2	11:16:54.841	<b>50.738</b>	+0.434	15.527	16.556	18.655
3	11:17:45.245	<b>50.404</b>	+0.100	15.368	16.491	18.545
4	11:18:35.549	<b>50.304</b>		15.418	<b>16.377</b>	18.509
5	11:19:26.215	<b>50.666</b>	+0.362	15.581	16.501	18.584
6	11:20:20.428	<b>54.213</b>	+3.909	18.065	17.340	18.808
7	11:21:11.254	<b>50.826</b>	+0.522	<b>15.333</b>	16.587	18.906
8	11:22:01.940	<b>50.686</b>	+0.382	15.435	16.661	18.590
9	11:22:52.849	<b>50.909</b>	+0.605	15.704	16.596	18.609
10	11:23:43.439	<b>50.590</b>	+0.286	15.487	16.486	18.617
11	11:24:33.967	<b>50.528</b>	+0.224	15.393	16.596	18.539
12	11:25:24.410	<b>50.443</b>	+0.139	15.489	16.512	<b>18.442</b>
13	11:26:14.842	<b>50.432</b>	+0.128	15.347	16.519	18.566

<b>(437) Lucie Zimmelova</b>						
1	11:21:48.622	<b>1:06.034</b>	+15.655	26.876	18.916	20.242
2	11:22:40.105	<b>51.483</b>	+1.104	15.775	16.859	18.849
3	11:23:30.667	<b>50.562</b>	+0.183	15.409	16.557	18.596
4	11:24:21.046	<b>50.379</b>		<b>15.386</b>	16.529	<b>18.464</b>
5	11:25:11.556	<b>50.510</b>	+0.131	15.476	16.498	18.536
6	11:26:02.133	<b>50.577</b>	+0.198	15.418	<b>16.488</b>	18.671

<b>(477) Derk van Silfhout</b>						
1	11:21:03.202	<b>1:19.542</b>	+29.044	34.806	22.565	22.171
2	11:22:00.737	<b>57.535</b>	+7.037	18.523	18.944	20.068
3	11:22:51.366	<b>50.629</b>	+0.131	15.606	16.529	18.494
4	11:23:41.864	<b>50.498</b>		15.557	16.524	<b>18.417</b>
5	11:24:32.367	<b>50.503</b>	+0.005	<b>15.385</b>	16.685	18.433
6	11:25:22.867	<b>50.500</b>	+0.002	15.479	<b>16.517</b>	18.504
7	11:26:13.612	<b>50.745</b>	+0.247	15.547	16.609	18.589

<b>(417) Khalil Sodah</b>						
1	11:21:39.240	<b>1:03.516</b>	+12.848	24.096	19.183	20.237
2	11:22:30.683	<b>51.443</b>	+0.775	15.854	16.714	18.875
3	11:23:21.351	<b>50.668</b>		15.434	16.650	<b>18.584</b>
4	11:24:12.054	<b>50.703</b>	+0.035	15.450	<b>16.541</b>	18.712
5	11:25:02.817	<b>50.763</b>	+0.095	<b>15.312</b>	16.682	18.769
6	11:25:53.651	<b>50.834</b>	+0.166	15.502	16.556	18.776
7	11:26:44.415	<b>50.764</b>	+0.096	15.591	16.559	18.614

<b>(443) Lukas Lehnert</b>						
1	11:19:56.037	<b>1:02.976</b>	+12.256	23.322	18.383	21.271
2	11:20:53.826	<b>57.789</b>	+7.069	17.371	18.308	22.110
3	11:21:50.503	<b>56.677</b>	+5.957	17.036	19.084	20.557
4	11:22:41.675	<b>51.172</b>	+0.452	15.705	16.695	18.772
5	11:23:32.512	<b>50.837</b>	+0.117	<b>15.451</b>	16.732	18.654

# ADAC Kartrennen Cheb

KZ2 Cup

Cheb 1,202 Km

Test Session 2 odd

29.05.2026 11:15

Practice (11:00 Time) started at 11:15:00

Lap	Time of Day	Lap Tm	Diff	S1 Tm	S2 Tm	S3 Tm	Lap	Time of Day	Lap Tm	Diff	S1 Tm	S2 Tm	S3 Tm
6	11:24:23.232	<b>50.720</b>		15.575	<b>16.548</b>	<b>18.597</b>							
7	11:25:14.728	<b>51.496</b>	+0.776	15.610	16.830	19.056							
8	11:26:05.598	<b>50.870</b>	+0.150	15.451	16.645	18.774							
<b>(491) Kevin Rosenbaeck</b>													
1	11:16:13.083	<b>58.881</b>	+7.988	21.003	18.079	19.799							
2	11:17:04.593	<b>51.510</b>	+0.617	15.941	16.707	18.862							
3	11:17:55.713	<b>51.120</b>	+0.227	15.741	16.636	18.743							
4	11:18:46.887	<b>51.174</b>	+0.281	15.783	<b>16.591</b>	18.800							
5	11:19:37.780	<b>50.893</b>		<b>15.677</b>	16.611	<b>18.705</b>							
6	11:20:29.296	<b>51.516</b>	+0.623	15.892	16.673	18.951							
7	11:21:20.598	<b>51.302</b>	+0.409	15.760	16.790	18.752							
8	11:22:12.306	<b>51.708</b>	+0.815	15.956	16.856	18.896							
9	11:23:03.925	<b>51.619</b>	+0.726	15.813	16.879	18.927							
10	11:23:55.199	<b>51.274</b>	+0.381	15.718	16.668	18.888							
11	11:24:46.393	<b>51.194</b>	+0.301	15.715	16.634	18.845							
12	11:25:37.664	<b>51.271</b>	+0.378	15.687	16.702	18.882							
13	11:26:29.108	<b>51.444</b>	+0.551	15.715	16.894	18.835							
<b>(415) Viggo Rasmussen</b>													
1	11:16:25.918	<b>1:07.058</b>	+15.829	24.771	20.523	21.764							
2	11:17:20.017	<b>54.099</b>	+2.870	17.238	17.448	19.413							
3	11:18:11.610	<b>51.593</b>	+0.364	15.901	16.797	18.895							
4	11:19:02.965	<b>51.355</b>	+0.126	15.721	<b>16.638</b>	18.996							
5	11:19:54.456	<b>51.491</b>	+0.262	15.661	16.701	19.129							
6	11:20:45.685	<b>51.229</b>		15.661	16.673	18.895							
7	11:21:38.367	<b>52.682</b>	+1.453	15.920	17.147	19.615							
8	11:22:30.174	<b>51.807</b>	+0.578	15.802	16.908	19.097							
9	11:23:22.974	<b>52.800</b>	+1.571	15.847	17.923	19.030							
10	11:24:14.358	<b>51.384</b>	+0.155	15.733	16.781	<b>18.870</b>							
11	11:25:05.704	<b>51.346</b>	+0.117	<b>15.652</b>	16.741	18.953							
12	11:25:57.565	<b>51.861</b>	+0.632	15.848	16.802	19.211							
13	11:26:49.375	<b>51.810</b>	+0.581	15.662	16.853	19.295							
<b>(499) Karl Leesma</b>													
1	11:16:32.723	<b>1:00.860</b>	+9.464	21.900	18.724	20.236							
2	11:17:25.626	<b>52.903</b>	+1.507	16.401	17.294	19.208							
3	11:18:17.167	<b>51.541</b>	+0.145	15.804	16.744	18.993							
4	11:19:08.563	<b>51.396</b>		15.713	16.731	18.952							
5	11:20:00.079	<b>51.516</b>	+0.120	<b>15.654</b>	16.749	19.113							
6	11:20:51.796	<b>51.717</b>	+0.321	15.796	16.862	19.059							
7	11:21:45.255	<b>53.459</b>	+2.063	16.386	17.985	19.088							
8	11:22:36.915	<b>51.660</b>	+0.264	15.718	16.921	19.021							
9	11:23:28.700	<b>51.785</b>	+0.389	15.820	17.010	18.955							
10	11:24:20.585	<b>51.885</b>	+0.489	16.291	<b>16.699</b>	<b>18.895</b>							
11	11:25:55.381	<b>1:34.796</b>	+43.400	15.768	17.037	1:01.991							

# ADAC Kartrennen Cheb

# KZ2 Cup / Test Session 3 even

Track: Cheb - 1.202 km  
 Session Started: 13:30:01  
 Best Lap by: 464 - Marc Gerstenkorn - 50.012

Rank	#	Driver	Nat	Sponsor Competitor	Nat	Driver-License Com-Licence	Equipment	laps	Best Lap	Diff	In Lap	Penalty
1	464	Marc Gerstenkorn	CHE	Mach1 Motorsport	DEU	375 66429	Mach1 /TM/VEGA	7	50.012		3	
2	412	Iliyan Yankov	BGR	Formula K SRP Factory Team	DEU	BG-26/E-INT 009 48701	IPK /TM/VEGA	10	50.145	0.133	10	
3	422	Carl Luthardt	DEU	Kartshop Ampfing	DEU	37029 66030	Birelart /TM/VEGA	11	50.148	0.136	7	
4	436	Vaclav Prochazka	CZE	TEAM OKKART	CZE	26AS0252 26AT02581	Sodi /TM/VEGA	11	50.169	0.157	5	
5	458	Radek Vavra	CZE	TB Racing Team	DEU	26AS0260 38262	Sodi /TM /VEGA	13	50.174	0.162	8	
6	406	Manuel Kastl	DEU	CS Competition	BEL	61705 917665	Sodi /TM/VEGA	9	50.213	0.201	8	
7	474	Jason Duijvestijn	NLD	CS Competition	BEL	44454 917665	Sodi /VEGA	11	50.222	0.210	6	
8	442	Ondrej Píkl	CZE	KartingPlanet s.r.o	CZE	26AS0435 26AT02781	Sodi /TM/VEGA	12	50.239	0.227	8	
9	416	Jayden Gushiken	DEU	Formula K SRP Factory Team	DEU	48497 48701	IPK /TM /VEGA	9	50.254	0.242	5	
10	414	Eric Wess	DEU	Christian Wess	DEU	44964 65002	Birelart /TM/VEGA	12	50.312	0.300	12	
11	480	Milan van Winden	NLD	MP Kartracing	NLD	48897 13058022	Henza Kart /TM/VEGA	9	50.405	0.393	4	
12	420	Quinten van Leeuwen	NLD	MP Kartracing	NLD	48150 13058022	Henza Kart /TM/VEGA	10	50.575	0.563	4	
13	466	Valentin Knoedel	DEU	Formula K SRP Factory Team	DEU	48527 48701	IPK /TM/VEGA	10	50.589	0.577	4	
14	444	Kevin Wagner	DEU	TB Racing Team	DEU	11828 38262	Sodi /TM/VEGA	8	50.597	0.585	4	
15	454	Martin Antos	CZE	SPIRIT RACING s.r.o.	CZE	26AS0350 26AT00681	Birelart /TM/VEGA	11	50.622	0.610	8	
16	432	Kevin Lantinga	NLD	TB Racing Team	DEU	42585 38262	Sodi /TM/VEGA	11	50.623	0.611	6	
17	452	Erik Mueller	DEU	Mach1 Motorsport	DEU	17884 66429	Mach1 /TM/VEGA	7	50.713	0.701	4	
18	434	Marcel Ernst	DEU	Doerr Motorsport	DEU	34772 65122	KR /IAME/VEGA	12	50.756	0.744	10	
19	462	Matej Kacovsky	CZE	SPIRIT RACING s.r.o	CZE	26AS1717 26AT00681	Birelart /TM/VEGA	12	50.789	0.777	3	
20	470	Maximilian Preradovic	DEU	Solgat Motorsport	DEU	52050 66799	Birelart /TM/VEGA	9	50.879	0.867	5	
21	410	Christoffer Sachse	DNK	MP Kartracing	NLD	72890 13058022	Henza Kart /TM/VEGA	11	50.934	0.922	6	
22	468	Rick Hartmann	DEU	MSC Langenfeld MP Kartracing	NLD	67247 13058022	Henza Kart /TM/VEGA	11	50.952	0.940	7	
23	498	Ondrej Duba	CZE	SPIRIT RACING s.r.o.	CZE	26AS0683 26AT00681	Birelart /TM/VEGA	11	50.957	0.945	8	
24	450	Barry Gregory	FRA	Formula K SRP Factory Team	DEU	114024 48701	IPK /TM /VEGA	10	51.105	1.093	5	
25	484	Max Hezel	DEU	CV Performance Group X JP Motorsport	DEU	65055 38321	KR /IAME/VEGA	10	51.137	1.125	6	
26	424	Noah Kaltenbach	DEU	Solgat Motorsport	DEU	41550 66799	Birelart /TM/VEGA	9	51.522	1.510	5	

Timekeeper  
M.Riehmers

Race Director  
K.Meinhardt

# ADAC Kartrennen Cheb

## KZ2 Cup

Cheb 1,202 Km

### Test Session 3 even

29.05.2026 13:30

Practice (11:00 Time) started at 13:30:01

Lap	Time of Day	Lap Tm	Diff	S1 Tm	S2 Tm	S3 Tm
<b>(464) Marc Gerstenkorn</b>						
1	13:36:48.828	<b>1:06.110</b>	+16.098	29.460	18.097	18.553
2	13:37:38.863	<b>50.035</b>	+0.023	15.324	<b>16.374</b>	<b>18.337</b>
3	13:38:28.875	<b>50.012</b>		<b>15.174</b>	16.461	18.377
4	13:39:19.219	<b>50.344</b>	+0.332	15.426	16.419	18.499
5	13:40:09.408	<b>50.189</b>	+0.177	15.312	16.473	18.404
6	13:41:00.698	<b>51.290</b>	+1.278	15.447	17.172	18.671
7	13:41:50.864	<b>50.166</b>	+0.154	15.290	16.493	18.383

Lap	Time of Day	Lap Tm	Diff	S1 Tm	S2 Tm	S3 Tm
<b>(412) Iliyan Yankov</b>						
1	13:33:57.159	<b>1:08.385</b>	+18.240	28.278	19.109	20.998
2	13:34:52.575	<b>55.416</b>	+5.271	17.221	18.113	20.082
3	13:35:43.105	<b>50.590</b>	+0.385	15.484	16.479	18.567
4	13:36:33.390	<b>50.285</b>	+0.140	15.297	16.511	18.477
5	13:37:23.670	<b>50.280</b>	+0.135	15.350	<b>16.424</b>	18.506
6	13:38:14.423	<b>50.763</b>	+0.608	15.342	16.742	18.669
7	13:39:04.677	<b>50.254</b>	+0.109	<b>15.258</b>	16.561	<b>18.435</b>
8	13:39:55.000	<b>50.323</b>	+0.178	15.365	16.478	18.480
9	13:40:49.714	<b>54.714</b>	+4.569	15.501	19.064	20.149
10	13:41:39.859	<b>50.145</b>		15.258	16.447	18.440

Lap	Time of Day	Lap Tm	Diff	S1 Tm	S2 Tm	S3 Tm
<b>(422) Carl Luthardt</b>						
1	13:31:22.138	<b>1:08.941</b>	+18.793	26.503	20.995	21.443
2	13:32:14.175	<b>52.037</b>	+1.889	16.240	16.900	18.897
3	13:33:05.277	<b>51.102</b>	+0.954	15.661	16.773	18.668
4	13:33:56.868	<b>51.591</b>	+1.443	15.445	16.723	19.423
5	13:34:46.901	<b>2:10.033</b>	+1:19.885	16.710	16.841	1:36.482
6	13:37:02.853	<b>55.952</b>	+5.804	20.782	16.631	18.539
7	13:37:53.001	<b>50.148</b>		<b>15.251</b>	<b>16.435</b>	<b>18.462</b>
8	13:38:43.326	<b>50.325</b>	+0.177	15.261	16.454	18.610
9	13:39:33.906	<b>50.580</b>	+0.432	15.438	16.625	18.517
10	13:40:24.460	<b>50.554</b>	+0.406	15.509	16.554	18.491
11	13:41:15.061	<b>50.601</b>	+0.453	15.271	16.567	18.763

Lap	Time of Day	Lap Tm	Diff	S1 Tm	S2 Tm	S3 Tm
<b>(436) Vaclav Prochazka</b>						
1	13:31:36.810	<b>1:03.909</b>	+13.740	23.906	19.021	20.982
2	13:32:30.173	<b>53.363</b>	+3.194	16.984	17.127	19.252
3	13:33:20.630	<b>50.457</b>	+0.288	15.433	16.512	18.512
4	13:34:11.257	<b>50.627</b>	+0.458	15.396	16.542	18.689
5	13:35:01.426	<b>50.169</b>		15.312	<b>16.462</b>	<b>18.395</b>
6	13:35:51.924	<b>50.498</b>	+0.329	15.390	16.678	18.430
7	13:36:42.548	<b>50.624</b>	+0.455	15.412	16.644	18.568
8	13:37:32.752	<b>50.204</b>	+0.035	<b>15.197</b>	16.544	18.463
9	13:38:23.431	<b>1:02.679</b>	+12.510	15.263	16.774	30.642
10	13:39:13.161	<b>55.930</b>	+5.761	18.291	18.890	18.749
11	13:40:03.630	<b>50.269</b>	+0.100	15.324	16.489	18.456

Lap	Time of Day	Lap Tm	Diff	S1 Tm	S2 Tm	S3 Tm
<b>(458) Radek Vavra</b>						
1	13:31:23.780	<b>1:08.080</b>	+17.906	26.275	21.299	20.506
2	13:32:19.025	<b>55.245</b>	+5.071	18.084	18.098	19.063
3	13:33:09.801	<b>50.776</b>	+0.602	15.590	16.583	18.603
4	13:34:00.461	<b>50.660</b>	+0.486	15.472	16.701	18.487
5	13:34:51.899	<b>51.438</b>	+1.264	15.355	17.053	19.030
6	13:35:42.251	<b>50.352</b>	+0.178	15.282	16.538	18.532
7	13:36:34.389	<b>52.138</b>	+1.964	15.398	17.771	18.969
8	13:37:24.563	<b>50.174</b>		<b>15.264</b>	<b>16.471</b>	<b>18.439</b>
9	13:38:15.421	<b>50.858</b>	+0.684	<b>15.223</b>	16.962	18.673
10	13:39:06.671	<b>51.250</b>	+1.076	15.276	16.546	19.428
11	13:39:57.977	<b>51.306</b>	+1.132	16.119	16.656	18.531
12	13:40:48.946	<b>50.969</b>	+0.795	15.275	16.606	19.088
13	13:41:39.276	<b>50.330</b>	+0.156	15.258	16.480	18.592

Lap	Time of Day	Lap Tm	Diff	S1 Tm	S2 Tm	S3 Tm
<b>(406) Manuel Kastl</b>						
1	13:34:15.686	<b>1:09.924</b>	+19.711	24.917	18.522	26.485
2	13:35:07.536	<b>51.850</b>	+1.637	16.418	16.724	18.708
3	13:35:58.017	<b>50.481</b>	+0.268	15.462	16.572	18.447
4	13:36:48.287	<b>50.270</b>	+0.057	15.363	16.499	<b>18.408</b>
5	13:37:40.086	<b>51.799</b>	+1.586	15.332	17.639	18.828
6	13:38:30.431	<b>50.345</b>	+0.132	15.341	16.513	18.491
7	13:39:21.095	<b>50.664</b>	+0.451	15.505	16.517	18.642
8	13:40:11.308	<b>50.213</b>		15.337	<b>16.440</b>	18.436
9	13:41:02.105	<b>50.797</b>	+0.584	<b>15.314</b>	16.732	18.751

Lap	Time of Day	Lap Tm	Diff	S1 Tm	S2 Tm	S3 Tm
<b>(474) Jason Duijvestijn</b>						
1	13:33:05.867	<b>1:00.455</b>	+10.233	23.935	17.564	18.956
2	13:33:57.247	<b>51.380</b>	+1.158	15.775	16.691	18.914
3	13:34:48.673	<b>51.426</b>	+1.204	16.049	16.774	18.603
4	13:35:39.283	<b>50.610</b>	+0.388	15.432	16.644	18.534
5	13:36:29.572	<b>50.289</b>	+0.067	15.377	16.559	<b>18.353</b>
6	13:37:19.794	<b>50.222</b>		<b>15.255</b>	16.540	18.427
7	13:38:11.001	<b>51.207</b>	+0.985	15.610	16.931	18.666
8	13:39:01.886	<b>50.885</b>	+0.663	15.968	16.516	18.401
9	13:39:52.349	<b>50.463</b>	+0.241	15.444	<b>16.506</b>	18.513
10	13:40:43.175	<b>50.826</b>	+0.604	15.498	16.603	18.725
11	13:41:33.815	<b>50.640</b>	+0.418	15.452	16.548	18.640

Lap	Time of Day	Lap Tm	Diff	S1 Tm	S2 Tm	S3 Tm
<b>(442) Ondrej Pkl</b>						
1	13:31:32.278	<b>1:12.231</b>	+21.992	22.672	25.309	24.250
2	13:32:26.526	<b>54.248</b>	+4.009	18.287	17.113	18.848
3	13:33:17.376	<b>50.850</b>	+0.611	15.560	16.561	18.729
4	13:34:09.086	<b>51.710</b>	+1.471	16.001	17.106	18.603
5	13:34:59.982	<b>50.896</b>	+0.657	15.616	16.626	18.654
6	13:35:50.380	<b>50.398</b>	+0.159	15.335	16.563	18.500
7	13:36:41.248	<b>50.868</b>	+0.629	15.441	16.645	18.782
8	13:37:31.487	<b>50.239</b>		15.327	<b>16.475</b>	<b>18.437</b>
9	13:38:24.099	<b>52.612</b>	+2.373	15.404	16.525	20.683
10	13:39:16.450	<b>58.351</b>	+8.112	22.811	17.027	18.513
11	13:40:12.815	<b>50.365</b>	+0.126	<b>15.319</b>	16.579	18.467
12	13:41:03.177	<b>50.362</b>	+0.123	15.323	16.487	18.552

Lap	Time of Day	Lap Tm	Diff	S1 Tm	S2 Tm	S3 Tm
<b>(416) Jayden Gushiken</b>						
1	13:34:14.731	<b>1:06.190</b>	+15.936	24.719	19.052	22.419
2	13:35:06.992	<b>52.261</b>	+2.007	16.366	16.818	19.077
3	13:35:57.657	<b>50.665</b>	+0.411	15.469	16.529	18.667
4	13:36:48.064	<b>50.407</b>	+0.153	15.375	16.502	18.530
5	13:37:38.318	<b>50.254</b>		15.357	<b>16.383</b>	18.514
6	13:38:28.692	<b>50.374</b>	+0.120	<b>15.350</b>	16.522	<b>18.502</b>
7	13:39:19.501	<b>50.809</b>	+0.555	15.438	16.458	18.913
8	13:40:09.900	<b>50.399</b>	+0.145	15.447	16.446	18.506
9	13:41:00.301	<b>50.401</b>	+0.147	15.373	16.476	18.552

Lap	Time of Day	Lap Tm	Diff	S1 Tm	S2 Tm	S3 Tm
<b>(414) Eric Wess</b>						
1	13:31:31.791	<b>1:21.558</b>	+31.246	30.365	26.856	24.337
2	13:32:30.098	<b>58.307</b>	+7.995	19.039	19.496	19.772
3	13:33:20.938	<b>50.840</b>	+0.528	15.784	16.572	18.484
4	13:34:11.622	<b>50.684</b>	+0.372	15.422	16.616	18.646
5	13:35:02.098	<b>50.476</b>	+0.164	15.488	16.518	18.470
6	13:35:52.831	<b>50.733</b>	+0.421	15.364	<b>16.456</b>	18.913
7	13:36:43.488	<b>50.657</b>	+0.345	15.459	16.730	18.468
8	13:37:34.011	<b>50.523</b>	+0.211	15.375	16.533	18.615
9	13:39:05.614	<b>1:31.603</b>	+41.291	15.392	16.573	59.638
10	13:39:58.532	<b>52.918</b>	+2.606	17.922	16.547	<b>18.449</b>
11	13:40:49.234	<b>50.702</b>	+0.390	15.346	16.494	18.862
12	13:41:39.546	<b>50.312</b>		<b>15.269</b>	16.520	18.523

Lap	Time of Day	Lap Tm	Diff	S1 Tm	S2 Tm	S3 Tm
<b>(480) Milan van Winden</b>						
1	13:33:33.831	<b>59.715</b>	+9.310	22.946	17.388	19.381
2	13:34:24.899	<b>51.068</b>	+0.663	15.812	16.735	<b>18.521</b>
3	13:35:15.734	<b>50.835</b>	+0.430	15.528	16.544	18.763
4	13:36:06.139	<b>50.405</b>				

# ADAC Kartrennen Cheb

KZ2 Cup

Test Session 3 even

Practice (11:00 Time) started at 13:30:01

Cheb 1,202 Km

29.05.2026 13:30

Lap	Time of Day	Lap Tm	Diff	S1 Tm	S2 Tm	S3 Tm
(466) Valentin Knoedel						
1	13:33:52.285	<b>1:05.540</b>	+14.951	28.570	17.757	19.213
2	13:34:43.421	<b>51.136</b>	+0.547	15.585	16.607	18.944
3	13:35:34.294	<b>50.873</b>	+0.284	15.528	16.600	18.745
4	13:36:24.883	<b>50.589</b>		15.418	16.535	<b>18.636</b>
5	13:37:15.748	<b>50.865</b>	+0.276	15.369	16.530	18.966
6	13:38:06.788	<b>51.040</b>	+0.451	15.831	<b>16.508</b>	18.701
7	13:38:57.490	<b>50.702</b>	+0.113	<b>15.323</b>	16.589	18.790
8	13:39:48.843	<b>51.353</b>	+0.764	15.450	17.057	18.846
9	13:40:39.696	<b>50.853</b>	+0.264	15.362	16.584	18.907
10	13:41:30.819	<b>51.123</b>	+0.534	15.551	16.747	18.825
(444) Kevin Wagner						
1	13:32:02.536	<b>59.931</b>	+9.334	21.928	18.381	19.622
2	13:32:53.742	<b>51.206</b>	+0.609	15.725	16.639	18.842
3	13:33:45.933	<b>52.191</b>	+1.594	15.467	18.032	18.692
4	13:34:36.530	<b>50.597</b>		15.475	16.544	<b>18.578</b>
5	13:35:27.680	<b>51.150</b>	+0.553	<b>15.338</b>	16.548	19.264
6	13:36:20.827	<b>53.147</b>	+2.550	<b>16.476</b>	18.784	18.784
7	13:37:14.078	<b>53.251</b>	+2.654	15.478	16.585	21.188
8	13:38:04.689	<b>50.611</b>	+0.014	15.466	16.489	18.656
(454) Martin Antos						
1	13:32:38.246	<b>1:04.804</b>	+14.182	24.853	19.914	20.037
2	13:33:29.194	<b>50.948</b>	+0.326	15.671	16.612	18.665
3	13:34:20.461	<b>51.267</b>	+0.645	15.420	<b>16.483</b>	19.364
4	13:35:11.243	<b>50.782</b>	+0.160	15.470	16.679	18.633
5	13:36:01.932	<b>50.689</b>	+0.067	15.501	16.627	<b>18.561</b>
6	13:36:52.747	<b>50.815</b>	+0.193	15.429	16.624	18.762
7	13:37:45.173	<b>58.426</b>	+7.804	16.692	19.180	22.554
8	13:38:34.795	<b>50.622</b>		<b>15.406</b>	16.536	18.680
9	13:39:33.210	<b>51.415</b>	+0.793	15.496	17.174	18.745
10	13:40:23.947	<b>50.737</b>	+0.115	15.451	16.582	18.704
11	13:41:15.518	<b>51.571</b>	+0.949	16.183	16.668	18.720
(432) Kevin Lantinga						
1	13:31:23.420	<b>1:11.623</b>	+21.000	27.113	21.562	22.948
2	13:32:24.922	<b>1:01.502</b>	+10.879	18.200	21.104	22.198
3	13:33:22.103	<b>57.181</b>	+6.558	18.034	18.821	20.326
4	13:34:12.991	<b>50.888</b>	+0.265	15.445	16.697	18.746
5	13:35:03.630	<b>50.639</b>	+0.016	15.535	16.612	<b>18.492</b>
6	13:35:54.253	<b>50.623</b>		15.489	<b>16.560</b>	18.574
7	13:36:45.035	<b>50.782</b>	+0.159	<b>15.371</b>	16.852	18.559
8	13:37:35.916	<b>50.881</b>	+0.258	15.499	16.721	18.661
9	13:38:26.624	<b>50.708</b>	+0.085	15.419	16.647	18.642
10	13:39:17.404	<b>50.780</b>	+0.157	15.531	16.580	18.669
11	13:40:10.159	<b>52.755</b>	+2.132	15.399	18.680	18.676
(452) Erik Mueller						
1	13:33:31.393	<b>1:07.335</b>	+16.622	28.252	19.654	19.429
2	13:34:22.975	<b>51.582</b>	+0.869	16.768	18.837	18.987
3	13:35:13.901	<b>50.926</b>	+0.213	15.570	16.614	18.742
4	13:36:04.614	<b>50.713</b>		15.519	16.564	<b>18.630</b>
5	13:36:55.669	<b>51.055</b>	+0.342	15.574	16.750	18.731
6	13:37:46.429	<b>50.760</b>	+0.047	15.516	<b>16.534</b>	18.710
7	13:38:37.505	<b>51.076</b>	+0.363	<b>15.492</b>	16.648	18.936
(434) Marcel Ernst						
1	13:32:03.636	<b>1:03.043</b>	+12.287	25.021	18.164	19.858
2	13:32:55.582	<b>51.946</b>	+1.190	15.919	16.732	19.295
3	13:33:47.003	<b>51.421</b>	+0.665	15.820	16.766	18.835
4	13:34:38.063	<b>51.060</b>	+0.304	15.643	16.705	18.712
5	13:35:28.872	<b>50.809</b>	+0.053	15.586	16.535	<b>18.688</b>
6	13:36:20.262	<b>51.390</b>	+0.634	15.877	16.688	18.825
7	13:37:15.771	<b>55.509</b>	+4.753	15.810	16.607	23.092
8	13:38:20.231	<b>1:04.460</b>	+13.704	20.325	21.829	22.306
9	13:39:11.269	<b>51.038</b>	+0.282	15.685	16.608	18.745
10	13:40:02.025	<b>50.755</b>		15.544	16.508	18.704
11	13:40:54.009	<b>51.984</b>	+1.228	15.978	17.044	18.962
12	13:41:44.846	<b>50.837</b>	+0.081	<b>15.531</b>	<b>16.505</b>	18.801
(462) Matej Kacovsky						
1	13:31:32.558	<b>1:06.588</b>	+15.799	20.151	22.767	23.670

Lap	Time of Day	Lap Tm	Diff	S1 Tm	S2 Tm	S3 Tm
(470) Maximilian Preradovic						
2	13:32:27.804	<b>55.246</b>	+4.457			
3	13:33:18.593	<b>50.789</b>				
4	13:34:10.175	<b>51.582</b>	+0.793	15.606	17.240	18.736
5	13:35:01.252	<b>51.077</b>	+0.288	15.709	16.714	18.654
6	13:35:53.108	<b>51.856</b>	+1.067	15.751	16.727	19.378
7	13:36:44.664	<b>51.556</b>	+0.767	15.462	17.382	18.712
8	13:37:41.226	<b>56.562</b>	+5.773	16.323	18.212	22.027
9	13:38:32.345	<b>51.119</b>	+0.330	15.500	<b>16.631</b>	18.988
10	13:39:23.473	<b>51.128</b>	+0.339	15.519	16.845	18.764
11	13:40:14.721	<b>51.248</b>	+0.459	15.494	16.784	18.970
12	13:41:05.813	<b>51.092</b>	+0.303	15.592	16.691	18.809
(410) Christoffer Sachse						
1	13:31:23.592	<b>1:09.195</b>	+18.261	27.231	21.335	20.629
2	13:32:19.559	<b>55.967</b>	+5.033	18.485	18.282	19.200
3	13:33:11.041	<b>51.482</b>	+0.548	15.661	16.877	18.944
4	13:34:02.324	<b>51.283</b>	+0.349	15.724	16.756	18.803
5	13:35:00.280	<b>57.956</b>	+7.022	18.445	20.015	19.496
6	13:35:51.214	<b>50.934</b>		<b>15.445</b>	16.849	<b>18.640</b>
7	13:36:42.923	<b>51.709</b>	+0.775	15.739	16.827	19.143
8	13:37:34.320	<b>51.397</b>	+0.463	15.512	<b>16.671</b>	19.214
9	13:38:25.780	<b>51.460</b>	+0.526	15.674	16.791	18.995
10	13:40:01.930	<b>1:36.150</b>	+45.216	15.668	16.813	1:03.669
11	13:40:55.257	<b>53.327</b>	+2.393	17.632	16.845	18.850
(468) Rick Hartmann						
1	13:32:30.715	<b>1:02.997</b>	+12.045	25.169	17.825	20.003
2	13:33:21.966	<b>51.251</b>	+0.299	15.763	<b>16.645</b>	18.843
3	13:34:13.462	<b>51.496</b>	+0.544	15.874	16.788	18.834
4	13:35:04.523	<b>51.061</b>	+0.109	15.491	16.850	18.720
5	13:35:55.746	<b>51.223</b>	+0.271	15.578	16.822	18.823
6	13:36:46.767	<b>51.021</b>	+0.069	15.613	16.662	18.746
7	13:37:37.719	<b>50.952</b>		<b>15.467</b>	16.744	18.741
8	13:38:29.735	<b>52.016</b>	+1.064	15.519	17.631	18.866
9	13:39:20.782	<b>51.047</b>	+0.095	15.649	16.672	18.726
10	13:40:12.409	<b>51.627</b>	+0.675	16.133	16.670	18.824
11	13:41:03.881	<b>51.472</b>	+0.520	16.086	16.678	<b>18.708</b>
(498) Ondrej Duba						
1	13:32:25.368	<b>1:00.184</b>	+9.227	22.196	17.927	20.061
2	13:33:17.156	<b>51.788</b>	+0.831	16.083	16.831	18.874
3	13:34:09.884	<b>52.728</b>	+1.771	16.411	17.593	18.724
4	13:35:01.077	<b>51.193</b>	+0.236	15.748	16.785	<b>18.660</b>
5	13:35:52.344	<b>51.267</b>	+0.310	<b>15.479</b>	16.679	19.109
6	13:36:44.486	<b>52.142</b>	+1.185	15.637	17.802	18.703
7	13:37:35.451	<b>50.965</b>	+0.008	15.481	16.751	18.733
8	13:38:26.408	<b>50.957</b>		15.578	<b>16.644</b>	18.735
9	13:39:23.108	<b>56.700</b>	+5.743	16.935	20.844	18.921
10	13:40:14.344	<b>51.236</b>	+0.279	15.690	16.702	18.844
11	13:41:05.424	<b>51.080</b>	+0.123	15.510	16.656	18.914
(450) Barry Gregory						
1	13:32:38.541	<b>1:06.250</b>	+15.145	26.770	19.451	20.029
2	13:33:29.752	<b>51.211</b>	+0.106	15.858	<b>16.611</b>	<b>18.742</b>
3	13:34:21.309	<b>51.557</b>	+0.452	15.712	16.703	19.142
4	13:35:12.620	<b>51.311</b>	+0.206	15.625	16.700	18.986
5	13:36:03.725	<b>51.105</b>		<b>15.568</b>	16.734	18.803
6	13:36:54.910	<b>51.185</b>	+0.080	15.609	16.721	18.855
7	13:37:46.878	<b>51.968</b>	+0.863	15.766	16.729	19.473
8	13:38:40.001	<b>53.123</b>	+2.018	15.745	18.447	18.931
9	13:39:35.382	<b>55.381</b>	+4.276	15.764	20.774	18.843
10	13:40:30.413	<b>55.031</b>	+3.926	15.677	16.800	22.554

# ADAC Kartrennen Cheb

KZ2 Cup Cheb 1,202 Km

Test Session 3 even 29.05.2026 13:30

Practice (11:00 Time) started at 13:30:01

Lap	Time of Day	Lap Tm	Diff	S1 Tm	S2 Tm	S3 Tm	Lap	Time of Day	Lap Tm	Diff	S1 Tm	S2 Tm	S3 Tm
<b>(484) Max Hezel</b>													
1	13:31:42.145	<b>56.929</b>	+5.792	20.351	17.239	19.339							
2	13:32:35.265	<b>53.120</b>	+1.983	16.391	17.868	18.861							
3	13:33:26.919	<b>51.654</b>	+0.517	15.739	17.112	18.803							
4	13:34:20.596	<b>53.677</b>	+2.540	15.647	16.913	21.117							
5	13:35:12.057	<b>51.461</b>	+0.324	15.825	16.830	18.806							
6	13:36:03.194	<b>51.137</b>		15.621	<b>16.802</b>	<b>18.714</b>							
7	13:36:58.759	<b>55.565</b>	+4.428	15.632	20.675	19.258							
8	13:37:50.236	<b>51.477</b>	+0.340	15.716	16.831	18.930							
9	13:38:42.198	<b>51.962</b>	+0.825	15.656	17.029	19.277							
10	13:39:33.602	<b>51.404</b>	+0.267	<b>15.617</b>	16.978	18.809							
<b>(424) Noah Kaltenbach</b>													
1	13:33:50.825	<b>1:06.235</b>	+14.713	24.254	21.518	20.463							
2	13:34:43.255	<b>52.430</b>	+0.908	16.238	17.101	19.091							
3	13:35:35.698	<b>52.443</b>	+0.921	16.179	17.034	19.230							
4	13:36:27.594	<b>51.896</b>	+0.374	15.931	16.899	19.066							
5	13:37:19.116	<b>51.522</b>		<b>15.680</b>	16.901	18.941							
6	13:38:10.930	<b>51.814</b>	+0.292	16.130	<b>16.860</b>	<b>18.824</b>							
7	13:39:03.532	<b>52.602</b>	+1.080	16.758	16.941	18.903							
8	13:40:01.688	<b>58.156</b>	+6.634	17.718	21.234	19.204							
9	13:40:54.679	<b>52.991</b>	+1.469	16.008	17.674	19.309							

# ADAC Kartrennen Cheb

# KZ2 Cup / Test Session 3 odd

Track: Cheb - 1.202 km

Session Started: 13:45:00

Best Lap by: 485 - Oliver Staedtler - 49.670

Rank	#	Driver	Nat	Sponsor Competitor	Nat	Driver-License Com-Licence	Equipment	laps	Best Lap	Diff	In Lap	Penalty
1	485	Oliver Staedtler	DEU	Formula K SRP Factory Team	DEU	65210 48701	IPK /TM/VEGA	6	49.670		5	
2	451	Tomas Kuzela	CZE	SKYLARKS Karting Team	CZE	26AS1180 26AT00961	Sodi /TM/VEGA	10	50.041	0.371	6	
3	433	Pavel Vimmer	CZE	TB Racing Team	DEU	26AS0709 38262	KR /TM/VEGA	8	50.056	0.386	3	
4	411	Mark Zvarich	THA	TB Racing Team	DEU	29 38262	Sodi /TM/VEGA	11	50.261	0.591	4	
5	409	Luis Esser	DEU	Mach1 Motorsport	DEU	11661 66429	Mach1 /TM/VEGA	12	50.270	0.600	9	
6	423	Oskar Steinbach	DEU	Kartshop Ampfing	DEU	10217 66030	Birelart /TM/VEGA	13	50.296	0.626	12	
7	413	Niko Bognar	DEU	Formula K SRP Factory Team	DEU	65560 48701	IPK /TM/VEGA	9	50.312	0.642	2	
8	495	Adrian Martinz	AUT	TB Racing Team	DEU	JK2072 38262	Sodi /TM/VEGA	8	50.330	0.660	3	
9	407	Emanuel Mai	DEU	Solgat Motorsport	DEU	16484 66799	Birelart /TM/VEGA	8	50.442	0.772	7	
10	481	Jannik Remmert	DEU	VDB Kart Racing	DEU	19994 66002	Birelart /TM/VEGA	12	50.556	0.886	12	
11	477	Derk van Silfhout	NLD	Derk van Silfhout	NLD	44638 44638	Birelart /TM/VEGA	9	50.559	0.889	3	
12	417	Khalil Sodah	LTU	Mach1 Motorsport	DEU	2026-ITE/25 66429	Mach1 /TM/VEGA	11	50.629	0.959	8	
13	469	Julian Bub	DEU	Doerr Motorsport	DEU	48217 65122	KR /IAME/VEGA	7	50.648	0.978	4	
14	447	Matyas Pursi	CZE	IPK VMS Racing	CZE	26AS0309 26AT00171	Birel Art /TM/VEGA	12	50.652	0.982	11	
15	437	Lucie Zimmelova	CZE	MS KART RACING TEAM	CZE	26AS0118 26AT00621	MS Kart /TM/VEGA	10	50.755	1.085	8	
16	443	Lukas Lehnert	CZE	MS KART RACING TEAM	CZE	26AS0408 26AT00621	MS Kart /TM/VEGA	9	51.023	1.353	9	
17	499	Karl Leesma	EST	Formula K SRP Factory Team	DEU	34333 48701	IPK /TM/VEGA	12	51.054	1.384	10	
18	491	Kevin Rosenbaeck	SWE	Kevin Rosenbaeck	SWE	95612 95612	Intrepid /TM/VEGA	13	51.087	1.417	12	
19	415	Viggo Rasmussen	DEU	Kartshop Ampfing	DEU	69185 66030	Birelart /TM/VEGA	12	51.394	1.724	7	
20	425	Sascha Dreher	DEU	Mach1 Motorsport	DEU	41859 66429	Mach1 /TM/VEGA	6	51.435	1.765	2	

 Timekeeper  
M.Riehmers



 Race Director  
K.Meinhardt

Page 1/1

These results are provisional until the conclusion of any judicial and technical matters!

K-15652/25

Printed: 29.05.2026 / 13:57

# ADAC Kartrennen Cheb

## KZ2 Cup

### Test Session 3 odd

Practice (11:00 Time) started at 13:45:00

Cheb 1,202 Km  
29.05.2026 13:45

Lap	Time of Day	Lap Tm	Diff	S1 Tm	S2 Tm	S3 Tm
<b>(485) Oliver Staedtler</b>						
1	13:50:54.079	<b>1:16.662</b>	+25.992	30.036	21.625	24.001
2	13:51:47.292	<b>53.213</b>	+3.543	17.632	17.085	18.496
3	13:52:37.220	<b>49.928</b>	+0.258	15.346	16.245	18.337
4	13:53:26.894	<b>49.674</b>	+0.004	15.284	16.193	<b>18.197</b>
5	13:54:16.564	<b>49.670</b>		<b>15.266</b>	<b>16.172</b>	18.242
6	13:55:06.345	<b>49.781</b>	+0.111	15.335	16.180	18.266

Lap	Time of Day	Lap Tm	Diff	S1 Tm	S2 Tm	S3 Tm
1	13:49:03.895	<b>1:02.600</b>	+12.288	25.265	18.150	19.185
2	13:49:54.207	<b>50.812</b>		15.517	<b>16.404</b>	<b>18.391</b>
3	13:50:45.253	<b>51.046</b>	+0.734	15.528	17.039	18.479
4	13:51:35.778	<b>50.525</b>	+0.213	15.450	16.520	18.555
5	13:52:26.160	<b>50.382</b>	+0.070	<b>15.316</b>	16.519	18.547
6	13:53:16.487	<b>50.327</b>	+0.015	15.434	16.488	18.405
7	13:54:07.351	<b>50.864</b>	+0.552	15.401	16.903	18.560
8	13:54:58.214	<b>50.863</b>	+0.551	15.432	16.763	18.668
9	13:55:48.925	<b>50.711</b>	+0.399	15.599	16.552	18.560

Lap	Time of Day	Lap Tm	Diff	S1 Tm	S2 Tm	S3 Tm
<b>(451) Tomas Kuzela</b>						
1	13:48:28.083	<b>1:04.983</b>	+14.942	26.833	18.463	19.687
2	13:49:18.627	<b>50.544</b>	+0.503	15.493	16.591	18.460
3	13:50:08.705	<b>50.078</b>	+0.037	15.246	<b>16.390</b>	18.442
4	13:50:58.902	<b>50.197</b>	+0.156	15.407	16.484	<b>18.306</b>
5	13:51:49.076	<b>50.174</b>	+0.133	15.315	16.490	18.369
6	13:52:39.117	<b>50.041</b>		15.324	16.408	18.309
7	13:53:29.186	<b>50.069</b>	+0.028	15.248	16.470	18.351
8	13:54:19.372	<b>50.186</b>	+0.145	15.357	16.420	18.409
9	13:55:15.844	<b>56.472</b>	+6.431	<b>15.242</b>	19.466	21.764
10	13:56:05.991	<b>50.147</b>	+0.106	15.276	16.481	18.390

Lap	Time of Day	Lap Tm	Diff	S1 Tm	S2 Tm	S3 Tm
<b>(495) Adrian Martinz</b>						
1	13:50:27.835	<b>1:02.328</b>	+11.998	24.629	18.489	19.210
2	13:51:18.602	<b>50.767</b>	+0.437	15.563	16.527	18.677
3	13:52:08.932	<b>50.330</b>		15.474	<b>16.384</b>	18.472
4	13:52:59.535	<b>50.603</b>	+0.273	15.448	16.665	18.490
5	13:53:49.885	<b>50.350</b>	+0.020	15.502	16.410	<b>18.438</b>
6	13:54:40.215	<b>50.330</b>		<b>15.415</b>	16.387	18.528
7	13:55:30.834	<b>50.619</b>	+0.289	15.507	16.500	18.612
8	13:56:21.359	<b>50.525</b>	+0.195	15.459	16.487	18.579

Lap	Time of Day	Lap Tm	Diff	S1 Tm	S2 Tm	S3 Tm
<b>(433) Pavel Vimmer</b>						
1	13:50:27.462	<b>1:03.097</b>	+13.041	25.413	18.654	19.030
2	13:51:18.014	<b>50.552</b>	+0.496	15.423	16.547	18.582
3	13:52:08.070	<b>50.056</b>		<b>15.220</b>	16.400	18.436
4	13:52:58.334	<b>50.264</b>	+0.208	15.333	16.499	18.432
5	13:53:48.553	<b>50.219</b>	+0.163	15.307	16.483	<b>18.429</b>
6	13:54:38.789	<b>50.236</b>	+0.180	15.268	16.413	18.555
7	13:55:29.671	<b>50.882</b>	+0.826	15.682	16.756	18.444
8	13:56:19.946	<b>50.275</b>	+0.219	15.321	<b>16.397</b>	18.557

Lap	Time of Day	Lap Tm	Diff	S1 Tm	S2 Tm	S3 Tm
<b>(407) Emanuel Mai</b>						
1	13:50:30.100	<b>58.998</b>	+8.556	22.527	17.354	19.117
2	13:51:20.841	<b>50.741</b>	+0.299	15.603	16.556	18.582
3	13:52:11.351	<b>50.510</b>	+0.068	15.335	16.632	<b>18.543</b>
4	13:53:01.938	<b>50.587</b>	+0.145	15.392	16.533	18.662
5	13:53:52.448	<b>50.510</b>	+0.068	15.420	16.485	18.605
6	13:54:43.220	<b>50.772</b>	+0.330	<b>15.307</b>	16.789	18.676
7	13:55:33.662	<b>50.442</b>		15.393	<b>16.471</b>	18.578
8	13:56:24.212	<b>50.550</b>	+0.108	15.365	16.609	18.576

Lap	Time of Day	Lap Tm	Diff	S1 Tm	S2 Tm	S3 Tm
<b>(411) Mark Zvarich</b>						
1	13:47:07.590	<b>1:04.989</b>	+14.728	27.781	18.124	19.084
2	13:47:58.363	<b>50.773</b>	+0.512	15.628	16.555	18.590
3	13:48:48.822	<b>50.459</b>	+0.198	15.531	16.456	18.472
4	13:49:39.083	<b>50.261</b>		15.391	16.463	<b>18.407</b>
5	13:50:30.238	<b>51.155</b>	+0.894	15.445	16.700	18.532
6	13:51:21.042	<b>50.804</b>	+0.543	15.743	16.582	18.479
7	13:52:11.602	<b>50.560</b>	+0.299	15.418	16.511	18.631
8	13:53:02.361	<b>50.769</b>	+0.498	15.393	16.751	18.615
9	13:53:52.850	<b>50.489</b>	+0.228	15.467	16.483	18.539
10	13:54:43.360	<b>50.510</b>	+0.249	<b>15.385</b>	16.510	18.615
11	13:55:33.890	<b>50.530</b>	+0.269	15.509	<b>16.418</b>	18.603

Lap	Time of Day	Lap Tm	Diff	S1 Tm	S2 Tm	S3 Tm
<b>(481) Jannik Remmert</b>						
1	13:46:09.710	<b>54.704</b>	+4.148	18.432	17.277	18.995
2	13:47:01.138	<b>51.428</b>	+0.872	16.057	16.686	18.685
3	13:47:52.040	<b>50.902</b>	+0.346	15.657	16.637	18.608
4	13:48:42.771	<b>50.731</b>	+0.175	15.538	16.692	<b>18.501</b>
5	13:49:39.667	<b>56.896</b>	+6.340	19.516	18.694	18.686
6	13:50:30.460	<b>50.793</b>	+0.237	15.595	16.666	18.532
7	13:51:21.635	<b>51.175</b>	+0.619	15.701	16.847	18.627
8	13:52:14.865	<b>1:33.230</b>	+42.674	15.704	16.733	1:00.793
9	13:53:49.237	<b>54.372</b>	+3.816	19.129	16.663	18.580
10	13:54:39.885	<b>50.648</b>	+0.092	15.527	<b>16.558</b>	18.563
11	13:55:30.579	<b>50.694</b>	+0.138	<b>15.443</b>	16.617	18.634
12	13:56:21.135	<b>50.556</b>		15.444	16.568	18.544

Lap	Time of Day	Lap Tm	Diff	S1 Tm	S2 Tm	S3 Tm
<b>(409) Luis Esser</b>						
1	13:46:07.160	<b>59.322</b>	+9.052	21.867	17.649	19.806
2	13:46:58.150	<b>50.990</b>	+0.720	15.730	16.599	18.661
3	13:47:48.797	<b>50.647</b>	+0.377	15.434	16.571	18.642
4	13:48:39.213	<b>50.416</b>	+0.146	15.369	16.557	18.490
5	13:49:29.586	<b>50.373</b>	+0.103	15.394	16.516	18.463
6	13:51:05.939	<b>1:36.353</b>	+46.083	<b>15.331</b>	16.555	1:04.467
7	13:52:01.046	<b>55.107</b>	+4.837	19.828	16.731	18.548
8	13:52:51.428	<b>50.382</b>	+0.112	15.405	16.542	18.435
9	13:53:41.698	<b>50.270</b>		15.396	<b>16.446</b>	18.428
10	13:54:31.995	<b>50.297</b>	+0.027	15.383	16.508	<b>18.406</b>
11	13:55:22.271	<b>50.276</b>	+0.006	15.371	16.490	18.415
12	13:56:12.690	<b>50.419</b>	+0.149	15.429	16.459	18.531

Lap	Time of Day	Lap Tm	Diff	S1 Tm	S2 Tm	S3 Tm
<b>(477) Derk van Silfhout</b>						
1	13:48:26.721	<b>1:05.165</b>	+14.606	26.268	19.069	19.838
2	13:49:20.300	<b>53.579</b>	+3.020	16.449	18.144	18.986
3	13:50:10.859	<b>50.559</b>		<b>15.463</b>	16.613	<b>18.483</b>
4	13:51:01.725	<b>50.866</b>	+0.307	15.552	16.679	18.635
5	13:51:52.695	<b>50.970</b>	+0.411	15.576	16.839	18.555
6	13:52:44.196	<b>52.501</b>	+1.942	16.733	17.162	18.606
7	13:53:36.086	<b>50.890</b>	+0.331	15.717	16.609	18.564
8	13:54:26.804	<b>50.718</b>	+0.159	15.633	<b>16.591</b>	18.494
9	13:55:17.453	<b>50.649</b>	+0.090	15.494	16.649	18.506

Lap	Time of Day	Lap Tm	Diff	S1 Tm	S2 Tm	S3 Tm
<b>(423) Oskar Steinbach</b>						
1	13:46:07.760	<b>59.484</b>	+9.188	21.818	18.117	19.549
2	13:46:58.701	<b>50.941</b>	+0.645	15.627	16.670	18.644
3	13:47:49.262	<b>50.561</b>	+0.265	15.420	16.609	18.532
4	13:48:39.740	<b>50.478</b>	+0.182	15.444	16.516	18.518
5	13:49:30.271	<b>50.531</b>	+0.235	15.396	16.530	18.605
6	13:50:25.255	<b>54.984</b>	+4.688	17.600	18.538	18.846
7	13:51:15.773	<b>50.518</b>	+0.222	15.409	16.611	18.498
8	13:52:06.229	<b>50.456</b>	+0.160	15.388	16.505	18.563
9	13:52:56.888	<b>50.659</b>	+0.363	15.551	16.530	18.578
10	13:53:47.294	<b>50.406</b>	+0.110	15.416	16.463	18.527
11	13:54:38.016	<b>50.722</b>	+0.426	15.437	16.580	18.705
12	13:55:28.312	<b>50.296</b>		15.372	<b>16.454</b>	<b>18.470</b>
13	13:56:18.669	<b>50.357</b>	+0.061	<b>15.363</b>	16.472	18.522

Lap	Time of Day	Lap Tm	Diff	S1 Tm	S2 Tm	S3 Tm
<b>(417) Khalil Sodah</b>						
1	13:46:10.080	<b>56.240</b>	+5.611	19.194	17.569	19.477
2	13:47:01.702	<b>51.622</b>	+0.993	16.091	16.760	18.771
3	13:47:52.694	<b>50.992</b>	+0.363	15.711	16.578	18.703
4	13:48:43.759	<b>51.065</b>	+0.436	15.513	16.764	18.788
5	13:49:34.782	<b>51.023</b>	+0.394	15.462	16.867	18.694
6	13:51:31.761	<b>1:56.979</b>	+1:06.350	15.605	17.347	1:24.027
7	13:52:28.146	<b>56.385</b>	+5.756	20.834	16.740	18.811
8	13:53:18.775	<b>50.629</b>		15.480	<b>16.516</b>	<b>18.633</b>
9	13:54:09.560	<b>50.785</b>	+0.156	15.537	16.567	18.681
10	13:55:00.243	<b>50.683</b>	+0.054	15.461	16.536	18.686
11	13:55:50.956	<b>50.713</b>	+0.084	<b>15.460</b>	16.565	18.688

Lap	Time of Day	Lap Tm	Diff	S1 Tm	S2 Tm	S3 Tm
<b>(413) Niko Bognar</b>						

# ADAC Kartrennen Cheb

KZ2 Cup

Cheb 1,202 Km

Test Session 3 odd

29.05.2026 13:45

Practice (11:00 Time) started at 13:45:00

Lap	Time of Day	Lap Tm	Diff	S1 Tm	S2 Tm	S3 Tm
6	13:55:21.059	<b>50.744</b>	+0.096	15.438	<b>16.635</b>	18.671
7	13:56:11.992	<b>50.933</b>	+0.285	15.455	16.722	18.756
<b>(447) Matyas Pursl</b>						
1	13:46:37.448	<b>59.607</b>	+8.955	22.301	17.871	19.435
2	13:47:28.522	<b>51.074</b>	+0.422	15.796	16.622	18.656
3	13:48:19.240	<b>50.718</b>	+0.066	15.477	<b>16.520</b>	18.721
4	13:49:09.900	<b>50.660</b>	+0.008	15.530	16.523	<b>18.607</b>
5	13:50:00.697	<b>50.797</b>	+0.145	15.462	16.712	18.623
6	13:50:51.930	<b>51.233</b>	+0.581	<b>15.423</b>	16.823	18.987
7	13:51:42.812	<b>50.882</b>	+0.230	15.495	16.657	18.730
8	13:52:33.590	<b>50.778</b>	+0.126	15.483	16.635	18.660
9	13:53:30.422	<b>56.832</b>	+6.180	16.950	20.899	18.983
10	13:54:21.167	<b>50.745</b>	+0.093	15.463	16.611	18.671
11	13:55:11.819	<b>50.652</b>		15.462	16.578	18.612
12	13:56:02.604	<b>50.785</b>	+0.133	15.468	16.628	18.689

Lap	Time of Day	Lap Tm	Diff	S1 Tm	S2 Tm	S3 Tm
5	13:49:47.438	<b>51.609</b>	+0.215	15.866	16.756	18.987
6	13:50:38.919	<b>51.481</b>	+0.087	15.770	16.880	18.831
7	13:51:30.313	<b>51.394</b>		15.755	16.830	<b>18.809</b>
8	13:52:21.876	<b>51.563</b>	+0.169	15.853	16.795	18.915
9	13:53:13.397	<b>51.521</b>	+0.127	15.710	16.887	18.924
10	13:54:04.938	<b>51.541</b>	+0.147	15.897	<b>16.739</b>	18.905
11	13:54:56.535	<b>51.597</b>	+0.203	15.833	16.833	18.931
12	13:55:48.545	<b>52.010</b>	+0.616	15.712	16.869	19.429
<b>(425) Sascha Dreher</b>						
1	13:46:07.935	<b>59.056</b>	+7.621	21.489	18.358	19.209
2	13:46:59.370	<b>51.435</b>		15.743	16.637	19.055
3	13:52:02.877	<b>503.507</b>	+4:12.072	15.820	19.390	4:28.297
4	13:53:00.372	<b>57.495</b>	+6.060	20.407	18.233	<b>18.855</b>
5	13:53:53.672	<b>53.300</b>	+1.865	<b>15.482</b>	<b>16.611</b>	21.207
6	13:54:46.857	<b>53.185</b>	+1.750	16.265	17.443	19.477

Lap	Time of Day	Lap Tm	Diff	S1 Tm	S2 Tm	S3 Tm
1	13:48:28.327	<b>1:04.253</b>	+13.498	26.191	18.463	19.599
2	13:49:19.467	<b>51.140</b>	+0.385	15.579	16.878	18.683
3	13:50:10.285	<b>50.818</b>	+0.063	15.599	16.580	<b>18.639</b>
4	13:51:01.479	<b>51.194</b>	+0.439	15.593	16.673	18.928
5	13:51:52.604	<b>51.125</b>	+0.370	15.489	16.815	18.821
6	13:52:43.526	<b>50.922</b>	+0.167	15.576	16.586	18.760
7	13:53:39.994	<b>56.468</b>	+5.713	18.926	18.740	18.802
8	13:54:30.749	<b>50.755</b>		15.501	16.573	18.681
9	13:55:21.538	<b>50.789</b>	+0.034	15.460	<b>16.543</b>	18.786
10	13:56:12.503	<b>50.965</b>	+0.210	<b>15.428</b>	16.649	18.888

Lap	Time of Day	Lap Tm	Diff	S1 Tm	S2 Tm	S3 Tm
1	13:47:09.596	<b>59.951</b>	+8.928	22.761	17.699	19.491
2	13:48:00.783	<b>51.187</b>	+0.164	15.549	16.785	18.853
3	13:48:51.903	<b>51.120</b>	+0.097	15.667	16.720	<b>18.733</b>
4	13:49:42.950	<b>51.047</b>	+0.024	<b>15.458</b>	16.690	18.899
5	13:50:34.622	<b>51.672</b>	+0.649	15.831	16.907	18.934
6	13:51:26.079	<b>51.457</b>	+0.434	15.696	16.875	18.886
7	13:52:17.201	<b>51.122</b>	+0.099	15.522	16.816	18.784
8	13:53:08.462	<b>51.261</b>	+0.238	15.646	16.752	18.863
9	13:53:59.485	<b>51.023</b>		15.542	<b>16.644</b>	18.837

Lap	Time of Day	Lap Tm	Diff	S1 Tm	S2 Tm	S3 Tm
1	13:46:22.757	<b>58.072</b>	+7.018	20.352	17.993	19.727
2	13:47:14.699	<b>51.942</b>	+0.888	15.862	16.874	19.206
3	13:48:06.661	<b>51.962</b>	+0.908	15.925	16.793	19.244
4	13:48:58.306	<b>51.645</b>	+0.591	15.873	16.783	18.989
5	13:49:49.657	<b>51.351</b>	+0.297	15.762	16.713	18.876
6	13:50:41.095	<b>51.438</b>	+0.384	15.745	16.772	18.921
7	13:51:32.458	<b>51.363</b>	+0.309	15.672	16.814	18.877
8	13:52:23.723	<b>51.265</b>	+0.211	15.576	16.787	18.902
9	13:53:14.831	<b>51.108</b>	+0.054	15.662	<b>16.648</b>	18.798
10	13:54:05.885	<b>51.054</b>		15.650	16.690	<b>18.714</b>
11	13:54:56.982	<b>51.097</b>	+0.043	15.552	16.678	18.867
12	13:55:48.344	<b>51.362</b>	+0.308	15.555	16.779	19.028

Lap	Time of Day	Lap Tm	Diff	S1 Tm	S2 Tm	S3 Tm
1	13:46:18.012	<b>58.673</b>	+7.586	20.908	18.018	19.747
2	13:47:10.956	<b>52.944</b>	+1.857	16.194	17.144	19.606
3	13:48:02.489	<b>51.533</b>	+0.446	15.956	16.728	18.849
4	13:48:53.901	<b>51.412</b>	+0.325	15.672	16.803	18.937
5	13:49:45.265	<b>51.364</b>	+0.277	15.778	16.722	18.864
6	13:50:36.937	<b>51.672</b>	+0.585	16.074	16.786	18.812
7	13:51:28.331	<b>51.394</b>	+0.307	15.784	16.759	18.851
8	13:52:19.595	<b>51.264</b>	+0.177	15.731	16.746	<b>18.787</b>
9	13:53:10.883	<b>51.288</b>	+0.201	15.718	16.715	18.855
10	13:54:02.132	<b>51.249</b>	+0.162	15.710	16.630	18.909
11	13:54:53.327	<b>51.195</b>	+0.108	15.731	16.640	18.824
12	13:55:44.414	<b>51.087</b>		15.652	<b>16.605</b>	18.830
13	13:56:35.547	<b>51.133</b>	+0.046	<b>15.596</b>	16.680	18.857

Lap	Time of Day	Lap Tm	Diff	S1 Tm	S2 Tm	S3 Tm
1	13:46:17.153	<b>59.865</b>	+8.471	20.455	18.531	20.879
2	13:47:10.756	<b>53.603</b>	+2.209	16.761	17.199	19.643
3	13:48:04.104	<b>53.348</b>	+1.954	16.416	17.182	19.750
4	13:48:55.829	<b>51.725</b>	+0.331	15.943	16.812	18.970

(415) Viggo Rasmussen

# ADAC Kartrennen Cheb

# KZ2 Cup / Test Session 4 even

Track: Cheb - 1.202 km  
 Session Started: 15:01:00  
 Best Lap by: 414 - Eric Wess - 49.720

Rank	#	Driver	Nat	Sponsor Competitor	Nat	Driver-License Com-Licence	Equipment	laps	Best Lap	Diff	In Lap	Penalty
1	414	Eric Wess		Christian Wess		44964 65002	Birelart /TM/VEGA	10	49.720		7	
2	464	Marc Gerstenkorn		Mach1 Motorsport		375 66429	Mach1 /TM/VEGA	6	49.829	0.109	5	
3	442	Ondrej Píkl		KartingPlanet s.r.o		26AS0435 26AT02781	Sodi /TM/VEGA	13	50.131	0.411	13	
4	416	Jayden Gushiken		Formula K SRP Factory Team		48497 48701	IPK /TM /VEGA	8	50.231	0.511	6	
5	436	Vaclav Prochazka		TEAM OKKART		26AS0252 26AT02581	Sodi /TM/VEGA	6	50.246	0.526	4	
6	412	Iliyan Yankov		Formula K SRP Factory Team		BG-26/E-INT 009 48701	IPK /TM/VEGA	8	50.289	0.569	7	
7	406	Manuel Kastl		CS Competition		61705 917665	Sodi /TM/VEGA	9	50.329	0.609	7	
8	422	Carl Luthardt		Kartshop Ampfing		37029 66030	Birelart /TM/VEGA	11	50.349	0.629	9	
9	458	Radek Vavra		TB Racing Team		26AS0260 38262	Sodi /TM /VEGA	10	50.371	0.651	7	
10	444	Kevin Wagner		TB Racing Team		11828 38262	Sodi /TM/VEGA	9	50.438	0.718	4	
11	474	Jason Duijvestijn		CS Competition		44454 917665	Sodi //VEGA	11	50.474	0.754	9	
12	432	Kevin Lantinga		TB Racing Team		42585 38262	Sodi /TM/VEGA	10	50.527	0.807	10	
13	466	Valentin Knoedel		Formula K SRP Factory Team		48527 48701	IPK /TM/VEGA	9	50.595	0.875	6	
14	480	Milan van Winden		MP Karttracing		48897 13058022	Henza Kart /TM/VEGA	10	50.598	0.878	10	
15	434	Marcel Ernst		Doerr Motorsport		34772 65122	KR /IAME/VEGA	11	50.620	0.900	11	
16	454	Martin Antos		SPIRIT RACING s.r.o.		26AS0350 26AT00681	Birelart /TM/VEGA	13	50.714	0.994	12	
17	452	Erik Mueller		Mach1 Motorsport		17884 66429	Mach1 /TM/VEGA	9	50.755	1.035	9	
18	462	Matej Kacovsky		SPIRIT RACING s.r.o		26AS1717 26AT00681	Birelart /TM/VEGA	12	50.764	1.044	5	
19	420	Quinten van Leeuwen		MP Karttracing		48150 13058022	Henza Kart /TM/VEGA	10	50.774	1.054	6	
20	470	Maximilian Preradovic		Solgat Motorsport		52050 66799	Birelart /TM/VEGA	8	50.805	1.085	8	
21	468	Rick Hartmann		MSC Langenfeld MP Karttracing		67247 13058022	Henza Kart /TM/VEGA	10	50.822	1.102	7	
22	484	Max Hezel		CV Performance Group X JP Motorsport		65055 38321	KR /IAME/VEGA	10	50.990	1.270	9	
23	498	Ondrej Duba		SPIRIT RACING s.r.o.		26AS0683 26AT00681	Birelart /TM/VEGA	12	51.027	1.307	10	
24	410	Christoffer Sachse		MP Karttracing		72890 13058022	Henza Kart /TM/VEGA	10	51.436	1.716	10	
25	450	Barry Gregory		Formula K SRP Factory Team		114024 48701	IPK /TM /VEGA	8	51.438	1.718	8	
26	424	Noah Kaltenbach		Solgat Motorsport		41550 66799	Birelart /TM/VEGA	10	51.729	2.009	6	

Timekeeper  
M.Riehmers

Race Director  
K.Meinhardt

### ADAC Kartrennen Cheb

#### KZ2 Cup

Test Session 4 even

Practice (11:00 Time) started at 15:01:00

Cheb 1,202 Km

29.05.2026 15:00

Lap	Time of Day	Lap Tm	Diff	S1 Tm	S2 Tm	S3 Tm
<b>(414) Eric Weiss</b>						
1	15:02:20.226	<b>57.622</b>	+7.902	20.548	17.841	19.233
2	15:03:11.485	<b>51.259</b>	+1.539	15.926	16.555	18.778
3	15:06:09.910	<b>2:58.425</b>	+2:08.705	15.691	16.628	2:26.106
4	15:07:25.723	<b>1:15.813</b>	+26.093	35.037	18.543	22.233
5	15:08:17.212	<b>51.489</b>	+1.769	16.302	16.685	18.502
6	15:09:07.108	<b>49.896</b>	+0.176	15.326	<b>16.223</b>	18.347
7	15:09:56.828	<b>49.720</b>		15.245	16.271	<b>18.204</b>
8	15:10:46.926	<b>50.098</b>	+0.378	15.394	16.309	18.395
9	15:11:36.820	<b>49.894</b>	+0.174	<b>15.204</b>	16.323	18.367
10	15:12:27.006	<b>50.186</b>	+0.466	15.312	16.467	18.407

<b>(464) Marc Gerstenkorn</b>						
1	15:08:11.263	<b>1:04.989</b>	+15.160	24.840	18.617	21.532
2	15:09:03.441	<b>52.188</b>	+2.359	16.801	16.783	18.604
3	15:09:53.541	<b>50.100</b>	+0.271	15.318	16.373	18.409
4	15:10:44.339	<b>50.798</b>	+0.969	16.045	16.422	18.331
5	15:11:34.168	<b>49.829</b>		<b>15.245</b>	<b>16.302</b>	<b>18.282</b>
6	15:12:24.555	<b>50.387</b>	+0.558	15.267	16.563	18.557

<b>(442) Ondrej Píkl</b>						
1	15:02:17.183	<b>1:05.383</b>	+15.252	26.200	18.847	20.336
2	15:03:09.615	<b>52.432</b>	+2.301	16.931	16.639	18.862
3	15:04:00.661	<b>51.046</b>	+0.915	15.556	16.865	18.625
4	15:04:52.841	<b>52.180</b>	+2.049	15.576	16.949	19.655
5	15:05:43.420	<b>50.579</b>	+0.448	15.383	16.574	18.622
6	15:06:33.998	<b>50.578</b>	+0.447	15.491	16.517	18.570
7	15:07:24.615	<b>50.617</b>	+0.486	15.402	16.536	18.679
8	15:08:15.184	<b>50.569</b>	+0.438	15.411	16.466	18.692
9	15:09:05.690	<b>50.506</b>	+0.375	15.404	16.550	18.552
10	15:09:56.072	<b>50.382</b>	+0.261	15.422	16.459	18.501
11	15:10:47.696	<b>51.624</b>	+1.493	16.651	16.446	18.527
12	15:11:37.916	<b>50.220</b>	+0.089	15.370	16.427	18.423
13	15:12:28.047	<b>50.131</b>		<b>15.301</b>	<b>16.413</b>	<b>18.417</b>

<b>(416) Jayden Gushiken</b>						
1	15:06:17.189	<b>1:05.624</b>	+15.393	27.864	18.263	19.497
2	15:07:08.488	<b>51.299</b>	+1.068	15.908	16.619	18.772
3	15:07:59.308	<b>50.820</b>	+0.589	15.547	16.647	18.626
4	15:08:49.795	<b>50.487</b>	+0.256	15.455	16.494	18.538
5	15:09:40.141	<b>50.346</b>	+0.115	15.390	<b>16.439</b>	18.517
6	15:10:30.372	<b>50.231</b>		<b>15.323</b>	<b>16.458</b>	<b>18.450</b>
7	15:11:22.983	<b>52.611</b>	+2.380	16.563	16.572	19.476
8	15:12:13.350	<b>50.367</b>	+0.136	15.366	16.507	18.494

<b>(436) Vaclav Prochazka</b>						
1	15:03:20.084	<b>1:15.200</b>	+24.954	30.573	22.723	21.904
2	15:04:17.836	<b>57.762</b>	+7.506	17.715	20.559	19.478
3	15:05:08.578	<b>50.742</b>	+0.496	15.471	16.687	18.584
4	15:05:58.824	<b>50.246</b>		15.245	16.530	18.471
5	15:06:49.290	<b>50.466</b>	+0.220	15.518	<b>16.502</b>	18.446
6	15:07:39.566	<b>50.276</b>	+0.030	<b>15.224</b>	16.611	<b>18.441</b>

<b>(412) Iliyán Yankov</b>						
1	15:06:19.161	<b>1:07.034</b>	+16.745	28.858	18.169	20.007
2	15:07:18.661	<b>59.510</b>	+9.221	20.082	18.432	20.996
3	15:08:09.619	<b>50.958</b>	+0.669	15.501	16.527	18.930
4	15:09:00.287	<b>50.668</b>	+0.379	15.449	16.642	18.577
5	15:09:50.768	<b>50.481</b>	+0.192	15.537	<b>16.469</b>	18.475
6	15:10:44.922	<b>54.154</b>	+3.865	18.647	17.044	18.463
7	15:11:35.211	<b>50.289</b>		15.326	16.531	<b>18.432</b>
8	15:12:25.597	<b>50.386</b>	+0.097	<b>15.223</b>	16.572	18.591

<b>(406) Manuel Kastl</b>						
1	15:04:49.620	<b>1:00.656</b>	+10.327	23.031	18.176	19.450
2	15:05:40.367	<b>50.747</b>	+0.418	15.576	16.467	18.704
3	15:06:30.783	<b>50.416</b>	+0.087	15.394	16.516	18.506
4	15:07:21.445	<b>50.662</b>	+0.333	15.423	16.674	18.565
5	15:08:11.983	<b>50.538</b>	+0.209	15.469	16.494	18.575
6	15:09:02.496	<b>50.513</b>	+0.184	15.456	16.491	18.566
7	15:09:52.825	<b>50.329</b>		<b>15.382</b>	<b>16.438</b>	18.509
8	15:10:43.467	<b>50.642</b>	+0.313	15.713	16.444	18.485
9	15:11:33.837	<b>50.370</b>	+0.041	15.424	16.507	<b>18.439</b>

<b>(422) Carl Luthardt</b>						
1	15:02:39.486	<b>1:14.879</b>	+24.530	28.115	23.582	23.182
2	15:03:33.721	<b>54.235</b>	+3.886	17.542	17.837	18.856
3	15:04:24.654	<b>50.933</b>	+0.584	15.520	16.743	18.670
4	15:05:15.517	<b>50.863</b>	+0.514	15.625	16.623	18.615
5	15:06:06.349	<b>50.832</b>	+0.483	15.465	16.668	18.699
6	15:07:10.766	<b>1:04.417</b>	+14.068	17.628	22.527	24.262
7	15:08:01.404	<b>50.638</b>	+0.289	<b>15.364</b>	16.621	18.653
8	15:08:54.890	<b>53.486</b>	+3.137	15.414	16.625	21.447
9	15:09:45.239	<b>50.349</b>		15.384	16.469	<b>18.496</b>
10	15:10:35.743	<b>50.504</b>	+0.155	15.465	<b>16.450</b>	18.589
11	15:11:26.243	<b>50.500</b>	+0.151	15.434	16.553	18.513

<b>(458) Radek Vavra</b>						
1	15:04:42.612	<b>59.366</b>	+8.994	22.859	17.537	18.969
2	15:05:33.473	<b>50.861</b>	+0.490	15.586	16.631	18.644
3	15:06:24.989	<b>51.516</b>	+1.145	15.464	16.710	19.342
4	15:07:15.682	<b>50.693</b>	+0.322	15.332	16.666	18.695
5	15:08:06.583	<b>50.901</b>	+0.530	15.579	16.755	18.567
6	15:08:57.575	<b>50.992</b>	+0.621	15.440	16.796	18.756
7	15:09:47.946	<b>50.371</b>		<b>15.294</b>	16.565	18.512
8	15:10:39.582	<b>51.636</b>	+1.265	15.337	16.787	19.512
9	15:11:31.247	<b>51.665</b>	+1.294	16.425	16.730	<b>18.510</b>
10	15:12:21.903	<b>50.656</b>	+0.285	15.371	<b>16.424</b>	18.861

<b>(444) Kevin Wagner</b>						
1	15:03:37.873	<b>1:05.664</b>	+15.216	27.416	18.360	19.878
2	15:04:28.787	<b>50.914</b>	+0.476	15.644	16.605	18.665
3	15:05:19.425	<b>50.638</b>	+0.200	15.436	16.568	18.634
4	15:06:09.863	<b>50.438</b>		<b>15.338</b>	16.474	<b>18.626</b>
5	15:07:01.373	<b>51.510</b>	+1.072	15.375	16.626	19.509
6	15:07:56.761	<b>55.388</b>	+4.950	15.457	16.594	23.337
7	15:08:47.753	<b>50.992</b>	+0.554	15.671	16.498	18.823
8	15:09:38.255	<b>50.502</b>	+0.064	15.379	<b>16.415</b>	18.708
9	15:10:28.988	<b>50.733</b>	+0.295	15.533	16.530	18.670

<b>(474) Jason Duijvestijn</b>						
1	15:03:39.742	<b>1:00.883</b>	+10.409	22.585	19.118	19.180
2	15:04:31.082	<b>51.340</b>	+0.866	15.683	16.828	18.829
3	15:05:21.924	<b>50.842</b>	+0.368	15.489	16.691	18.662
4	15:06:12.681	<b>50.767</b>	+0.283	15.527	16.698	18.532
5	15:07:03.620	<b>50.939</b>	+0.465	15.651	16.672	18.616
6	15:07:54.551	<b>50.931</b>	+0.457	15.394	16.701	18.836
7	15:08:45.300	<b>50.749</b>	+0.275	15.473	16.656	18.620
8	15:09:35.935	<b>50.635</b>	+0.161	15.534	16.596	18.505
9	15:10:26.409	<b>50.474</b>		<b>15.378</b>	<b>16.590</b>	18.506
10	15:11:17.324	<b>50.915</b>	+0.441	15.514	16.666	18.735
11	15:12:07.962	<b>50.638</b>	+0.164	15.509	16.656	<b>18.473</b>

<b>(432) Kevin Lantinga</b>						
1	15:04:42.871	<b>58.684</b>	+8.157	22.186	17.419	19.079
2	15:05:33.837	<b>50.966</b>	+0.439	15.573	16.658	18.735
3	15:06:26.214	<b>52.377</b>	+1.850	15.479	16.576	20.322
4	15:07:17.494	<b>51.280</b>	+0.763	15.603	16.768	18.909
5	15:08:09.014	<b>51.520</b>	+0.993	15.517	16.977	19.026
6	15:08:59.661	<b>50.647</b>	+0.120	15.431	<b>16.534</b>	18.682
7	15:09:50.337	<b>50.676</b>	+0.149	15.393	16.540	18.743
8	15:10:40.894	<b>50.557</b>	+0.030	15.386	16.623	<b>18.548</b>
9	15:11:31.640	<b>50.746</b>	+0.219	15.427	16.630	18.689
10	15:12:22.167	<b>50.527</b>		<b>15.332</b>	16.599	18.596

<b>(466) Valentin Knoedel</b>						
1	15:05:55.207	<b>1:11.320</b>	+20.725	34.000	17.917	19.403
2	15:06:46.369	<b>51.162</b>	+0.567	15.614	16.779	18.769
3	15:07:37.345	<b>50.976</b>	+0.381	15.586	16.563	18.827
4	15:08:28.166	<b>50.821</b>	+0.226	15.470	16.682	18.669
5	15:09:19.255	<b>51.089</b>	+0.494	15.412	16.630	19.047
6	15:10:09.850	<b>50.595</b>		15.495	<b>16.557</b>	<b>18.543</b>
7	15:11:00.571	<b>50.721</b>	+0.126	15.449	16.653	18.619
8	15:11:53.260	<b>52.689</b>	+2.094	15.575	17.208	19.906
9	15:12:44.048	<b>50.788</b>	+0.193	<b>15.366</b>	16.611	18.811

<b>(480) Milan van Winden</b>						
-------------------------------	--	--	--	--	--	--

# ADAC Kartennen Cheb

KZ2 Cup

Cheb 1,202 Km

Test Session 4 even

29.05.2026 15:00

Practice (11:00 Time) started at 15:01:00

Lap	Time of Day	Lap Tm	Diff	S1 Tm	S2 Tm	S3 Tm
1	15:03:51.300	<b>1:04.701</b>	+14.103	23.594	18.788	22.319
2	15:04:43.652	<b>52.352</b>	+1.754	16.744	16.889	18.719
3	15:05:34.651	<b>50.999</b>	+0.401	15.570	16.800	18.629
4	15:06:26.306	<b>51.655</b>	+1.057	15.522	17.125	19.008
5	15:07:17.689	<b>51.383</b>	+0.785	15.652	16.830	18.901
6	15:08:09.245	<b>51.556</b>	+0.958	15.614	16.836	19.106
7	15:09:00.189	<b>50.944</b>	+0.346	15.513	16.700	18.731
8	15:10:19.723	<b>1:19.534</b>	+28.936	15.895	<b>16.542</b>	47.097
9	15:11:13.792	<b>54.069</b>	+3.471	18.833	16.707	<b>18.529</b>
10	15:12:04.390	<b>50.598</b>		<b>15.459</b>	16.566	18.573

Lap	Time of Day	Lap Tm	Diff	S1 Tm	S2 Tm	S3 Tm
10	15:12:24.068	<b>51.602</b>	+0.828	15.821	16.850	18.931
<b>(470) Maximilian Preradovic</b>						
1	15:03:30.102	<b>1:02.524</b>	+11.719	22.975	19.335	20.214
2	15:04:22.269	<b>52.167</b>	+1.362	16.487	16.819	18.861
3	15:05:13.583	<b>51.314</b>	+0.509	15.514	16.798	19.002
4	15:06:04.916	<b>51.333</b>	+0.528	15.692	16.773	18.868
5	15:06:56.045	<b>51.129</b>	+0.324	<b>15.453</b>	16.663	19.013
6	15:07:47.088	<b>51.043</b>	+0.238	15.661	16.614	18.768
7	15:08:38.220	<b>51.132</b>	+0.327	15.582	16.665	18.885
8	15:09:29.025	<b>50.805</b>		15.562	<b>16.489</b>	<b>18.754</b>

<b>(434) Marcel Ernst</b>						
1	15:03:29.879	<b>1:07.399</b>	+16.779	27.523	19.711	20.165
2	15:04:25.647	<b>55.768</b>	+5.148	17.238	19.415	19.115
3	15:05:16.600	<b>50.953</b>	+0.333	15.578	16.628	18.747
4	15:06:07.693	<b>51.093</b>	+0.473	15.694	16.718	18.681
5	15:07:01.605	<b>53.912</b>	+3.292	15.801	17.973	20.138
6	15:07:53.454	<b>51.849</b>	+1.229	<b>15.519</b>	16.529	19.801
7	15:08:44.375	<b>50.921</b>	+0.301	15.590	16.562	18.769
8	15:09:35.456	<b>51.081</b>	+0.461	15.632	16.664	18.785
9	15:10:26.160	<b>50.704</b>	+0.084	15.575	16.505	18.624
10	15:11:17.640	<b>51.480</b>	+0.860	15.522	16.638	19.320
11	15:12:08.260	<b>50.620</b>		15.538	<b>16.487</b>	<b>18.595</b>

<b>(468) Rick Hartmann</b>						
1	15:03:46.331	<b>1:13.455</b>	+22.633	27.904	23.861	21.690
2	15:04:38.923	<b>52.592</b>	+1.770	16.571	16.974	19.047
3	15:05:30.386	<b>51.463</b>	+0.641	15.842	16.723	18.898
4	15:06:21.716	<b>51.330</b>	+0.508	15.745	16.742	18.843
5	15:07:13.450	<b>1:26.734</b>	+35.912	15.950	16.767	54.017
6	15:08:04.053	<b>57.603</b>	+6.781	22.142	16.737	18.724
7	15:09:36.875	<b>50.922</b>		15.587	<b>16.520</b>	<b>18.715</b>
8	15:10:27.729	<b>50.854</b>	+0.032	<b>15.516</b>	16.609	18.729
9	15:11:18.741	<b>51.012</b>	+0.190	15.600	16.683	18.729
10	15:12:09.754	<b>51.013</b>	+0.191	15.549	16.675	18.789

<b>(454) Martin Antos</b>						
1	15:02:18.830	<b>1:03.828</b>	+13.114	25.645	18.648	19.535
2	15:03:11.694	<b>52.864</b>	+2.150	16.742	16.971	19.151
3	15:04:03.035	<b>51.341</b>	+0.627	15.674	16.742	18.925
4	15:04:54.625	<b>51.590</b>	+0.876	15.585	16.720	19.285
5	15:05:45.586	<b>50.961</b>	+0.247	15.545	16.682	18.734
6	15:06:36.524	<b>50.938</b>	+0.224	15.541	16.654	18.743
7	15:07:27.580	<b>51.056</b>	+0.342	15.541	16.670	18.845
8	15:08:18.962	<b>55.382</b>	+4.668	15.978	20.024	19.380
9	15:09:13.885	<b>50.923</b>	+0.209	15.520	<b>16.541</b>	18.862
10	15:10:04.746	<b>50.861</b>	+0.147	15.551	16.597	18.713
11	15:10:58.641	<b>53.895</b>	+3.181	18.285	16.998	<b>18.612</b>
12	15:11:49.355	<b>50.714</b>		<b>15.441</b>	16.556	18.717
13	15:12:40.442	<b>51.087</b>	+0.373	15.649	16.601	18.837

<b>(484) Max Hezel</b>						
1	15:03:45.577	<b>1:03.460</b>	+12.470	21.289	21.830	20.341
2	15:04:37.461	<b>51.884</b>	+0.894	15.879	16.943	19.062
3	15:05:29.091	<b>51.630</b>	+0.640	15.817	16.818	18.995
4	15:06:20.845	<b>51.764</b>	+0.764	15.811	16.881	19.062
5	15:07:14.684	<b>53.839</b>	+2.849	18.068	16.863	18.908
6	15:08:06.091	<b>51.407</b>	+0.417	15.791	16.759	18.857
7	15:08:57.846	<b>51.765</b>	+0.765	15.750	17.161	18.844
8	15:09:49.015	<b>51.169</b>	+0.179	<b>15.567</b>	16.880	18.722
9	15:10:40.005	<b>50.990</b>		15.589	<b>16.682</b>	<b>18.719</b>
10	15:11:32.342	<b>52.337</b>	+1.347	15.744	16.809	19.784

<b>(452) Erik Mueller</b>						
1	15:04:03.996	<b>1:06.250</b>	+15.495	26.211	19.580	20.459
2	15:04:55.645	<b>51.649</b>	+0.894	15.901	16.838	18.910
3	15:05:46.555	<b>50.910</b>	+0.155	15.618	16.615	<b>18.677</b>
4	15:06:37.554	<b>50.999</b>	+0.244	15.562	16.733	18.704
5	15:07:28.567	<b>51.013</b>	+0.258	15.523	16.681	18.809
6	15:08:19.487	<b>50.920</b>	+0.165	<b>15.515</b>	16.636	18.769
7	15:10:14.885	<b>1:55.398</b>	+1:04.643	15.524	16.670	1:23.204
8	15:11:10.241	<b>55.356</b>	+4.601	19.738	16.835	18.783
9	15:12:00.996	<b>50.755</b>		15.527	<b>16.550</b>	18.678

<b>(498) Ondrej Duba</b>						
1	15:02:29.125	<b>1:03.162</b>	+12.135	22.273	19.687	21.202
2	15:03:21.395	<b>52.270</b>	+1.243	16.134	16.881	19.255
3	15:04:13.023	<b>51.628</b>	+0.601	15.847	16.861	18.920
4	15:05:04.653	<b>51.630</b>	+0.603	15.709	16.861	19.060
5	15:05:55.973	<b>51.320</b>	+0.293	15.667	16.731	18.922
6	15:06:47.128	<b>51.155</b>	+0.128	15.602	16.691	18.862
7	15:07:38.376	<b>51.248</b>	+0.221	15.602	16.784	18.862
8	15:08:29.426	<b>51.050</b>	+0.023	<b>15.501</b>	16.700	18.849
9	15:09:20.608	<b>51.182</b>	+0.155	15.649	16.666	18.867
10	15:10:11.635	<b>51.027</b>		15.552	16.728	<b>18.747</b>
11	15:11:08.619	<b>56.984</b>	+5.957	17.004	18.509	21.471
12	15:11:59.786	<b>51.167</b>	+0.140	15.760	16.649	18.758

<b>(462) Matej Kacovsky</b>						
1	15:03:14.573	<b>1:05.603</b>	+14.839	28.295	18.109	19.199
2	15:04:05.961	<b>51.388</b>	+0.624	15.636	16.873	18.879
3	15:04:56.951	<b>50.990</b>	+0.226	15.509	16.788	18.693
4	15:05:48.271	<b>51.320</b>	+0.556	15.533	16.861	18.926
5	15:06:39.035	<b>50.764</b>		<b>15.425</b>	16.584	18.755
6	15:07:30.033	<b>50.998</b>	+0.234	15.534	16.693	18.771
7	15:08:20.976	<b>50.943</b>	+0.179	15.526	16.735	18.682
8	15:09:11.823	<b>50.847</b>	+0.083	15.463	16.597	18.787
9	15:10:05.991	<b>54.168</b>	+3.404	18.170	17.332	18.666
10	15:10:56.905	<b>50.914</b>	+0.150	15.590	16.673	<b>18.651</b>
11	15:11:47.872	<b>50.967</b>	+0.203	15.521	<b>16.527</b>	18.919
12	15:12:38.659	<b>50.787</b>	+0.023	15.497	16.588	18.702

<b>(410) Christoffer Sachse</b>						
1	15:03:51.371	<b>1:20.926</b>	+29.490	30.103	23.820	27.003
2	15:04:42.279	<b>1:03.908</b>	+12.472	20.277	21.292	22.339
3	15:05:33.749	<b>53.470</b>	+2.034	16.597	17.380	19.493
4	15:06:24.399	<b>51.650</b>	+0.214	15.681	16.957	19.012
5	15:07:15.575	<b>55.176</b>	+3.740	15.793	17.997	21.386
6	15:08:06.076	<b>56.501</b>	+5.065	18.636	16.907	20.958
7	15:09:23.870	<b>51.794</b>	+0.358	15.821	16.854	19.119
8	15:10:15.460	<b>51.590</b>	+0.154	15.702	16.906	<b>18.982</b>
9	15:11:07.889	<b>52.429</b>	+0.993	16.090	17.133	19.206
10	15:11:59.325	<b>51.436</b>		<b>15.635</b>	<b>16.798</b>	19.003

<b>(420) Quinten van Leeuwen</b>						
1	15:04:43.354	<b>57.947</b>	+7.173	21.663	17.335	18.949
2	15:05:34.430	<b>51.076</b>	+0.302	15.570	16.768	18.738
3	15:06:25.840	<b>51.410</b>	+0.636	15.482	16.717	19.211
4	15:07:17.178	<b>51.338</b>	+0.564	<b>15.369</b>	16.738	19.231
5	15:08:08.587	<b>51.409</b>	+0.635	15.467	16.936	19.006
6	15:08:59.361	<b>50.774</b>		15.507	16.639	18.628
7	15:09:50.571	<b>51.210</b>	+0.436	15.483	<b>16.595</b>	19.132
8	15:10:41.401	<b>50.830</b>	+0.056	15.387	16.824	<b>18.619</b>
9	15:11:32.466	<b>51.065</b>	+0.291	15.420	16.710	18.935

<b>(450) Barry Gregory</b>						
1	15:06:17.373	<b>1:09.223</b>	+17.785	31.039	18.834	19.350
2	15:07:09.227	<b>51.854</b>	+0.416	16.015	16.751	19.088
3	15:08:00.705	<b>51.478</b>	+0.040	15.724	<b>16.693</b>	19.061
4	15:08:52.205	<b>51.500</b>	+0.062	15.723	16.775	19.002
5	15:09:43.819	<b>51.614</b>	+0.176	15.824	16.868	18.922
6	15:10:36.897	<b>53.078</b>	+1.640	17.316	16.857	18.905
7	15:11:28.463	<b>51.566</b>	+0.128	15.871	16.814	<b>18.881</b>
8	15:12:19.901	<b>51.438</b>		<b>15.673</b>	16.832	18.933

<b>(424) Noah Kaltenbach</b>						
1	15:03:22.311	<b>1:04.525</b>	+12.796	24.986	18.400	21.139

Orbits

ADAC Kartrennen Cheb

KZ2 Cup Cheb 1,202 Km

Test Session 4 even 29.05.2026 15:00

Practice (11:00 Time) started at 15:01:00

Lap	Time of Day	Lap Tm	Diff	S1 Tm	S2 Tm	S3 Tm	Lap	Time of Day	Lap Tm	Diff	S1 Tm	S2 Tm	S3 Tm
2	15:04:14.531	<b>52.220</b>	+0.491	16.224	16.993	19.003							
3	15:05:06.511	<b>51.980</b>	+0.251	15.866	16.959	19.155							
4	15:05:58.344	<b>51.833</b>	+0.104	15.839	17.011	18.983							
5	15:06:50.885	<b>52.541</b>	+0.812	16.433	17.086	19.022							
6	15:07:42.614	<b>51.729</b>		<b>15.833</b>	16.938	18.958							
7	15:08:35.350	<b>52.736</b>	+1.007	15.968	17.518	19.250							
8	15:10:24.628	<b>1:49.278</b>	+57.549	15.867	17.036	1:16.375							
9	15:11:25.178	<b>1:00.550</b>	+8.821	24.762	16.935	<b>18.853</b>							
10	15:12:17.389	<b>52.211</b>	+0.482	16.233	<b>16.897</b>	19.081							

# ADAC Kartrennen Cheb

# KZ2 Cup / Test Session 4 odd

Track: Cheb - 1.202 km  
 Session Started: 15:15:10  
 Best Lap by: 485 - Oliver Staedtler - 49.902

Rank	#	Driver	Nat	Sponsor Competitor	Nat	Driver-License Com-Licence	Equipment	laps	Best Lap	Diff	In Lap	Penalty
1	485	Oliver Staedtler	DEU	Formula K SRP Factory Team	DEU	65210 48701	IPK /TM/VEGA	6	49.902		6	
2	451	Tomas Kuzela	CZE	SKYLARKS Karting Team	CZE	26AS1180 26AT00961	Sodi /TM/VEGA	8	50.085	0.183	8	
3	433	Pavel Vimmer	CZE	TB Racing Team	DEU	26AS0709 38262	KR /TM/VEGA	10	50.128	0.226	10	
4	411	Mark Zvarich	THA	TB Racing Team	DEU	29 38262	Sodi /TM/VEGA	12	50.216	0.314	9	
5	409	Luis Esser	DEU	Mach1 Motorsport	DEU	11661 66429	Mach1 /TM/VEGA	13	50.252	0.350	11	
6	413	Niko Bognar	DEU	Formula K SRP Factory Team	DEU	65560 48701	IPK /TM/VEGA	7	50.289	0.387	7	
7	447	Matyas Pursl	CZE	IPK VMS Racing	CZE	26AS0309 26AT00171	Birel Art /TM/VEGA	12	50.419	0.517	11	
8	495	Adrian Martinz	AUT	TB Racing Team	DEU	JK2072 38262	Sodi /TM/VEGA	8	50.432	0.530	7	
9	407	Emanuel Mai	DEU	Solgat Motorsport	DEU	16484 66799	Birelart /TM/VEGA	8	50.485	0.583	8	
10	481	Jannik Remmert	DEU	VDB Kart Racing	DEU	19994 66002	Birelart /TM/VEGA	12	50.559	0.657	5	
11	469	Julian Bub	DEU	Doerr Motorsport	DEU	48217 65122	KR /IAME/VEGA	8	50.571	0.669	8	
12	423	Oskar Steinbach	DEU	Kartshop Ampfing	DEU	10217 66030	Birelart /TM/VEGA	12	50.582	0.680	10	
13	417	Khalil Sodah	LTU	Mach1 Motorsport	DEU	2026-ITE/25 66429	Mach1 /TM/VEGA	12	50.703	0.801	11	
14	425	Sascha Dreher	DEU	Mach1 Motorsport	DEU	41859 66429	Mach1 /TM/VEGA	6	50.761	0.859	3	
15	437	Lucie Zimmelova	CZE	MS KART RACING TEAM	CZE	26AS0118 26AT00621	MS Kart /TM/VEGA	5	50.775	0.873	5	
16	477	Derk van Silfhout	NLD	Derk van Silfhout	NLD	44638 44638	Birelart /TM/VEGA	8	50.847	0.945	3	
17	443	Lukas Lehnert	CZE	MS KART RACING TEAM	CZE	26AS0408 26AT00621	MS Kart /TM/VEGA	11	50.892	0.990	11	
18	499	Karl Leesma	EST	Formula K SRP Factory Team	DEU	34333 48701	IPK /TM/VEGA	10	51.230	1.328	10	
19	415	Viggo Rasmussen	DEU	Kartshop Ampfing	DEU	69185 66030	Birelart /TM/VEGA	12	51.234	1.332	10	
20	491	Kevin Rosenbaeck	SWE	Kevin Rosenbaeck	SWE	95612 95612	Intrepid /TM/VEGA	12	51.316	1.414	9	

Timekeeper  
M.Riehmers

Race Director  
K.Meinhardt

# ADAC Kartrennen Cheb

## KZ2 Cup

### Test Session 4 odd

Cheb 1,202 Km

29.05.2026 15:15

Practice (11:00 Time) started at 15:15:10

Lap	Time of Day	Lap Tm	Diff	S1 Tm	S2 Tm	S3 Tm
<b>(485) Oliver Staedtler</b>						
1	15:21:39.506	<b>1:10.352</b>	+20.450	26.918	20.428	23.006
2	15:22:33.302	<b>53.796</b>	+3.894	16.884	17.050	19.862
3	15:23:23.594	<b>50.292</b>	+0.390	15.499	16.304	18.489
4	15:24:13.649	<b>50.055</b>	+0.153	15.286	16.304	18.465
5	15:25:04.905	<b>51.256</b>	+1.354	15.251	16.393	19.612
6	15:25:54.807	<b>49.902</b>		<b>15.223</b>	<b>16.293</b>	<b>18.386</b>

Lap	Time of Day	Lap Tm	Diff	S1 Tm	S2 Tm	S3 Tm
5	15:19:50.277	<b>50.939</b>	+0.520	15.534	16.645	18.760
6	15:20:41.138	<b>50.861</b>	+0.442	15.509	16.678	18.674
7	15:21:32.333	<b>51.195</b>	+0.776	15.613	16.906	18.676
8	15:22:23.325	<b>50.992</b>	+0.573	15.587	16.691	18.714
9	15:23:22.335	<b>59.010</b>	+8.591	17.624	21.343	20.043
10	15:24:13.188	<b>50.853</b>	+0.434	15.577	16.621	18.655
11	15:25:03.607	<b>50.419</b>		<b>15.347</b>	16.535	<b>18.537</b>
12	15:25:54.456	<b>50.849</b>	+0.430	15.541	<b>16.531</b>	18.777

Lap	Time of Day	Lap Tm	Diff	S1 Tm	S2 Tm	S3 Tm
<b>(451) Tomas Kuzela</b>						
1	15:19:34.441	<b>1:04.703</b>	+14.618	28.609	17.317	18.777
2	15:20:24.970	<b>50.529</b>	+0.444	15.438	16.482	18.609
3	15:21:15.344	<b>50.374</b>	+0.289	15.341	16.502	18.531
4	15:22:05.768	<b>50.424</b>	+0.339	15.347	16.548	18.529
5	15:22:55.994	<b>50.226</b>	+0.141	15.274	16.479	18.473
6	15:23:58.260	<b>1:02.266</b>	+12.181	15.379	22.453	24.434
7	15:24:49.206	<b>50.946</b>	+0.861	<b>15.268</b>	17.041	18.637
8	15:25:39.291	<b>50.085</b>		15.294	<b>16.392</b>	<b>18.399</b>

Lap	Time of Day	Lap Tm	Diff	S1 Tm	S2 Tm	S3 Tm
<b>(495) Adrian Martinz</b>						
1	15:20:53.403	<b>1:07.538</b>	+17.106	30.253	18.015	19.270
2	15:21:44.317	<b>50.914</b>	+0.482	15.634	16.538	18.742
3	15:22:35.098	<b>50.781</b>	+0.349	15.601	16.463	18.717
4	15:23:25.574	<b>50.476</b>	+0.044	15.489	<b>16.400</b>	18.587
5	15:24:16.107	<b>50.533</b>	+0.101	15.459	16.441	18.633
6	15:25:06.560	<b>50.453</b>	+0.021	15.405	16.467	18.581
7	15:25:56.992	<b>50.432</b>		15.449	16.468	<b>18.515</b>
8	15:26:47.456	<b>50.464</b>	+0.032	<b>15.378</b>	16.548	18.538

Lap	Time of Day	Lap Tm	Diff	S1 Tm	S2 Tm	S3 Tm
<b>(433) Pavel Vimmer</b>						
1	15:16:30.317	<b>57.006</b>	+6.878	18.824	18.393	19.789
2	15:17:22.798	<b>52.481</b>	+2.353	16.368	17.220	18.893
3	15:18:13.259	<b>50.461</b>	+0.333	15.381	16.544	18.536
4	15:19:03.854	<b>50.595</b>	+0.467	15.416	16.565	18.614
5	15:19:54.594	<b>50.740</b>	+0.612	15.563	16.640	18.537
6	15:20:45.029	<b>50.435</b>	+0.307	15.356	16.572	18.507
7	15:23:58.508	<b>3:13.479</b>	+2:23.351	15.332	16.700	24.147
8	15:24:59.417	<b>1:00.909</b>	+10.781	25.254	17.064	18.591
9	15:25:49.720	<b>50.303</b>	+0.175	15.331	16.472	18.500
10	15:26:39.848	<b>50.128</b>		<b>15.275</b>	<b>16.439</b>	<b>18.414</b>

Lap	Time of Day	Lap Tm	Diff	S1 Tm	S2 Tm	S3 Tm
<b>(407) Emanuel Mai</b>						
1	15:20:54.842	<b>1:06.074</b>	+15.589	29.384	17.560	19.130
2	15:21:45.859	<b>51.017</b>	+0.532	15.539	16.710	18.768
3	15:22:36.640	<b>50.781</b>	+0.296	15.544	16.581	18.656
4	15:23:27.380	<b>50.740</b>	+0.255	15.447	16.593	18.700
5	15:24:17.900	<b>50.520</b>	+0.035	15.453	16.500	18.567
6	15:25:08.492	<b>50.592</b>	+0.107	15.545	<b>16.489</b>	<b>18.558</b>
7	15:25:59.287	<b>50.795</b>	+0.310	15.616	16.619	18.560
8	15:26:49.772	<b>50.485</b>		<b>15.390</b>	16.493	18.602

Lap	Time of Day	Lap Tm	Diff	S1 Tm	S2 Tm	S3 Tm
<b>(411) Mark Zvarich</b>						
1	15:17:24.401	<b>1:05.280</b>	+15.064	25.749	18.414	21.117
2	15:18:15.137	<b>50.736</b>	+0.520	15.586	16.562	18.588
3	15:19:05.744	<b>50.607</b>	+0.391	15.533	16.566	18.508
4	15:19:56.373	<b>50.629</b>	+0.413	15.581	16.456	18.592
5	15:20:46.875	<b>50.502</b>	+0.286	15.386	16.424	18.692
6	15:21:37.805	<b>50.930</b>	+0.714	15.384	16.634	18.912
7	15:22:33.695	<b>55.890</b>	+5.674	15.687	18.576	21.627
8	15:23:24.295	<b>50.600</b>	+0.384	15.478	16.522	18.600
9	15:24:14.511	<b>50.216</b>		15.321	16.417	<b>18.478</b>
10	15:25:05.257	<b>50.746</b>	+0.530	15.322	16.500	18.924
11	15:25:55.590	<b>50.333</b>	+0.117	15.374	<b>16.362</b>	18.597
12	15:26:46.409	<b>50.819</b>	+0.603	<b>15.311</b>	16.475	19.033

Lap	Time of Day	Lap Tm	Diff	S1 Tm	S2 Tm	S3 Tm
<b>(481) Jannik Rammelt</b>						
1	15:16:20.626	<b>59.475</b>	+8.916	21.530	18.289	19.656
2	15:17:12.206	<b>51.580</b>	+1.021	16.038	16.715	18.827
3	15:18:03.081	<b>50.875</b>	+0.316	15.494	16.702	18.679
4	15:18:53.707	<b>50.626</b>	+0.067	15.409	16.624	18.593
5	15:19:44.266	<b>50.559</b>		15.428	16.593	<b>18.538</b>
6	15:20:35.192	<b>50.926</b>	+0.367	15.487	16.817	18.622
7	15:22:11.716	<b>1:36.524</b>	+45.965	15.788	16.741	1:03.995
8	15:23:09.182	<b>57.466</b>	+6.907	19.705	16.928	20.833
9	15:24:01.662	<b>52.480</b>	+1.921	17.223	16.617	18.640
10	15:24:52.374	<b>50.712</b>	+0.153	15.527	16.627	18.558
11	15:25:43.023	<b>50.649</b>	+0.090	15.563	<b>16.519</b>	18.567
12	15:26:33.591	<b>50.568</b>	+0.009	<b>15.348</b>	16.573	18.647

Lap	Time of Day	Lap Tm	Diff	S1 Tm	S2 Tm	S3 Tm
<b>(409) Luis Esser</b>						
1	15:16:19.758	<b>1:00.669</b>	+10.417	21.921	18.240	20.508
2	15:17:11.104	<b>51.346</b>	+1.094	15.877	16.696	18.773
3	15:18:01.871	<b>50.767</b>	+0.515	15.537	16.660	18.570
4	15:18:52.660	<b>50.789</b>	+0.537	15.484	16.710	18.595
5	15:19:43.228	<b>50.568</b>	+0.316	15.416	16.609	18.543
6	15:20:33.929	<b>50.701</b>	+0.449	15.491	16.631	18.579
7	15:21:30.643	<b>56.714</b>	+6.462	18.721	17.796	20.197
8	15:22:21.170	<b>50.527</b>	+0.275	15.422	16.580	18.525
9	15:23:11.462	<b>50.292</b>	+0.040	15.283	16.487	18.522
10	15:24:03.285	<b>51.823</b>	+1.571	15.407	16.526	19.890
11	15:24:53.537	<b>50.252</b>		15.316	16.489	<b>18.447</b>
12	15:25:45.550	<b>52.013</b>	+1.761	15.434	17.457	19.122
13	15:26:35.888	<b>50.338</b>	+0.086	<b>15.276</b>	<b>16.442</b>	18.620

Lap	Time of Day	Lap Tm	Diff	S1 Tm	S2 Tm	S3 Tm
<b>(469) Julian Bub</b>						
1	15:20:33.031	<b>1:04.016</b>	+13.445	26.419	18.117	19.480
2	15:21:24.003	<b>50.972</b>	+0.401	15.459	16.731	18.782
3	15:22:14.848	<b>50.845</b>	+0.274	15.420	16.652	18.773
4	15:23:10.597	<b>55.749</b>	+5.178	15.473	19.981	20.295
5	15:24:01.397	<b>50.800</b>	+0.229	15.474	16.627	18.699
6	15:24:52.033	<b>50.636</b>	+0.065	15.425	16.576	<b>18.635</b>
7	15:25:46.407	<b>54.374</b>	+3.803	16.411	18.164	19.799
8	15:26:36.978	<b>50.571</b>		<b>15.375</b>	<b>16.525</b>	18.671

Lap	Time of Day	Lap Tm	Diff	S1 Tm	S2 Tm	S3 Tm
<b>(413) Niko Bogнар</b>						
1	15:20:09.478	<b>1:09.495</b>	+19.206	27.401	20.519	21.575
2	15:21:03.002	<b>53.524</b>	+3.235	16.661	17.932	18.931
3	15:21:53.725	<b>50.723</b>	+0.434	15.563	16.555	18.651
4	15:22:44.392	<b>50.667</b>	+0.378	15.575	16.469	18.623
5	15:23:35.130	<b>50.738</b>	+0.449	15.470	16.526	18.742
6	15:24:27.281	<b>52.151</b>	+1.862	16.394	16.965	18.792
7	15:25:17.570	<b>50.289</b>		<b>15.368</b>	<b>16.440</b>	<b>18.481</b>

Lap	Time of Day	Lap Tm	Diff	S1 Tm	S2 Tm	S3 Tm
<b>(423) Oskar Steinbach</b>						
1	15:16:20.109	<b>1:00.420</b>	+9.838	22.170	18.271	19.979
2	15:17:11.552	<b>51.443</b>	+0.861	16.009	16.712	18.722
3	15:18:02.381	<b>50.829</b>	+0.247	15.534	16.652	18.643
4	15:18:52.983	<b>50.602</b>	+0.020	15.461	16.576	<b>18.565</b>
5	15:19:43.644	<b>50.661</b>	+0.079	15.444	16.585	18.632
6	15:21:19.592	<b>1:35.948</b>	+45.366	15.464	16.560	1:03.924
7	15:22:19.260	<b>59.668</b>	+9.086	21.750	18.036	19.882
8	15:23:10.016					

# ADAC Kartrennen Cheb

## KZ2 Cup

Cheb 1,202 Km

### Test Session 4 odd

29.05.2026 15:15

Practice (11:00 Time) started at 15:15:10

Lap	Time of Day	Lap Tm	Diff	S1 Tm	S2 Tm	S3 Tm	Lap	Time of Day	Lap Tm	Diff	S1 Tm	S2 Tm	S3 Tm
7	15:22:24.348	<b>55.098</b>	+4.395	19.663	16.677	18.758	3	15:18:10.483	<b>51.576</b>	+0.260	15.716	16.908	18.952
8	15:23:15.082	<b>50.734</b>	+0.031	15.513	16.564	<b>18.657</b>	4	15:19:01.851	<b>51.368</b>	+0.052	<b>15.678</b>	16.805	18.885
9	15:24:05.869	<b>50.787</b>	+0.084	15.428	16.577	18.782	5	15:19:53.546	<b>51.695</b>	+0.379	15.724	16.947	19.024
10	15:24:56.708	<b>50.839</b>	+0.136	15.612	<b>16.535</b>	18.692	6	15:20:50.109	<b>56.563</b>	+5.247	15.709	16.823	24.031
11	15:25:47.411	<b>50.703</b>		<b>15.421</b>	16.599	18.683	7	15:21:41.707	<b>51.598</b>	+0.282	15.723	16.961	18.914
12	15:26:38.353	<b>50.942</b>	+0.239	15.489	16.658	18.795	8	15:22:33.965	<b>52.258</b>	+0.942	15.825	16.828	19.605
<b>(425) Sascha Dreher</b>							9	15:23:25.281	<b>51.316</b>		15.775	16.672	18.869
1	15:16:30.991	<b>56.811</b>	+6.050	18.353	19.400	19.058	10	15:24:16.859	<b>51.578</b>	+0.262	16.056	<b>16.667</b>	<b>18.855</b>
2	15:17:24.646	<b>53.655</b>	+2.894	16.687	17.550	19.418	11	15:25:08.188	<b>51.329</b>	+0.013	15.698	16.742	18.889
3	15:18:15.407	<b>50.761</b>		15.618	16.605	<b>18.538</b>	12	15:25:59.848	<b>51.660</b>	+0.344	15.742	17.052	18.866
4	15:19:06.273	<b>50.866</b>	+0.105	15.643	16.548	18.675							
5	15:19:57.924	<b>51.651</b>	+0.890	15.519	<b>16.521</b>	19.611							
6	15:20:48.969	<b>51.045</b>	+0.284	<b>15.473</b>	16.611	18.961							
<b>(437) Lucie Zimmelova</b>													
1	15:20:55.274	<b>1:08.445</b>	+17.670	32.044	17.157	19.244							
2	15:21:46.353	<b>51.079</b>	+0.304	15.569	16.710	18.800							
3	15:25:02.340	<b>3:15.987</b>	+2.25.212	15.582	16.936	24.3469							
4	15:26:00.669	<b>58.329</b>	+7.554	23.010	16.667	<b>18.652</b>							
5	15:26:51.444	<b>50.775</b>		<b>15.474</b>	<b>16.452</b>	18.849							
<b>(477) Derk van Silfhout</b>													
1	15:19:03.717	<b>1:12.668</b>	+21.821	32.163	20.769	19.736							
2	15:19:55.280	<b>51.563</b>	+0.716	16.100	16.702	18.761							
3	15:20:46.127	<b>50.847</b>		15.535	16.710	18.602							
4	15:21:37.024	<b>50.897</b>	+0.050	<b>15.501</b>	16.749	18.647							
5	15:22:27.885	<b>50.861</b>	+0.014	15.586	16.674	18.601							
6	15:23:19.138	<b>51.253</b>	+0.406	15.793	16.799	18.661							
7	15:24:10.018	<b>50.880</b>	+0.033	15.657	16.656	<b>18.567</b>							
8	15:25:00.900	<b>50.882</b>	+0.035	15.607	<b>16.633</b>	18.642							
<b>(443) Lukas Lehnert</b>													
1	15:16:42.559	<b>1:01.317</b>	+10.425	22.202	19.218	19.897							
2	15:17:35.187	<b>52.628</b>	+1.736	16.109	17.253	19.266							
3	15:18:35.877	<b>1:00.690</b>	+9.798	17.287	21.766	21.637							
4	15:19:35.285	<b>59.408</b>	+8.516	23.127	17.327	18.954							
5	15:20:27.136	<b>51.851</b>	+0.959	15.685	16.984	19.182							
6	15:21:18.690	<b>51.554</b>	+0.662	15.681	17.005	18.868							
7	15:22:09.943	<b>51.253</b>	+0.361	15.666	16.743	18.844							
8	15:23:01.915	<b>51.972</b>	+1.080	15.611	16.828	19.533							
9	15:23:53.875	<b>51.960</b>	+1.068	15.759	16.925	19.276							
10	15:24:44.984	<b>51.109</b>	+0.217	15.575	16.682	18.852							
11	15:25:35.876	<b>50.892</b>		<b>15.508</b>	<b>16.648</b>	<b>18.736</b>							
<b>(499) Karl Leesma</b>													
1	15:18:40.581	<b>1:00.994</b>	+9.764	22.923	17.937	20.134							
2	15:19:32.995	<b>52.414</b>	+1.184	16.281	16.970	19.163							
3	15:20:25.329	<b>52.334</b>	+1.104	15.847	16.944	19.543							
4	15:21:16.844	<b>51.515</b>	+0.285	15.795	16.787	<b>18.933</b>							
5	15:22:08.160	<b>51.316</b>	+0.086	15.594	16.773	18.949							
6	15:22:59.596	<b>51.436</b>	+0.206	15.659	16.767	19.010							
7	15:23:51.553	<b>51.957</b>	+0.727	15.971	16.872	19.114							
8	15:24:42.938	<b>51.385</b>	+0.155	15.641	16.699	19.045							
9	15:25:34.220	<b>51.282</b>	+0.052	<b>15.578</b>	16.652	19.052							
10	15:26:25.450	<b>51.230</b>		15.616	<b>16.612</b>	19.002							
<b>(415) Viggo Rasmussen</b>													
1	15:16:23.324	<b>1:02.469</b>	+11.235	22.892	18.907	20.670							
2	15:17:17.208	<b>53.884</b>	+2.650	17.370	17.372	19.142							
3	15:18:09.357	<b>52.149</b>	+0.915	16.139	17.049	18.961							
4	15:19:00.916	<b>51.559</b>	+0.325	15.658	16.952	18.949							
5	15:19:52.753	<b>51.837</b>	+0.603	15.830	17.043	18.964							
6	15:20:44.274	<b>51.521</b>	+0.287	15.700	16.986	<b>18.835</b>							
7	15:21:36.128	<b>51.854</b>	+0.620	15.866	16.746	19.242							
8	15:22:27.773	<b>51.645</b>	+0.411	15.737	16.990	18.918							
9	15:23:19.769	<b>51.996</b>	+0.762	16.063	16.897	19.036							
10	15:24:11.003	<b>51.234</b>		<b>15.641</b>	<b>16.694</b>	18.899							
11	15:25:02.420	<b>51.417</b>	+0.183	15.674	16.840	18.903							
12	15:25:53.728	<b>51.308</b>	+0.074	15.656	16.792	18.860							
<b>(491) Kevin Rosenbaeck</b>													
1	15:16:26.382	<b>1:01.077</b>	+9.761	21.734	18.743	20.600							
2	15:17:18.907	<b>52.525</b>	+1.209	16.243	16.986	19.296							

# ADAC Kartrennen Cheb

# KZ2 Cup / Test Session 5 even

Track: Cheb - 1.202 km

Session Started: 16:30:00

Best Lap by: 406 - Manuel Kastl - 49.973

Rank	#	Driver	Nat	Sponsor Competitor	Nat	Driver-License Com-Licence	Equipment	laps	Best Lap	Diff	In Lap	Penalty
1	406	Manuel Kastl	DEU	CS Competition	BEL	61705 917665	Sodi /TM/VEGA	10	49.973		9	
2	436	Vaclav Prochazka	CZE	TEAM OKKART	CZE	26AS0252 26AT02581	Sodi /TM/VEGA	10	50.039	0.066	8	
3	464	Marc Gerstenkorn	CHE	Mach1 Motorsport	DEU	375 66429	Mach1 /TM/VEGA	10	50.046	0.073	10	
4	474	Jason Duijvestijn	NLD	CS Competition	BEL	44454 917665	Sodi //VEGA	11	50.092	0.119	8	
5	414	Eric Wess	DEU	Christian Wess	DEU	44964 65002	Birelart /TM/VEGA	10	50.113	0.140	8	
6	458	Radek Vavra	CZE	TB Racing Team	DEU	26AS0260 38262	Sodi /TM /VEGA	10	50.121	0.148	10	
7	444	Kevin Wagner	DEU	TB Racing Team	DEU	11828 38262	Sodi /TM/VEGA	9	50.265	0.292	9	
8	422	Carl Luthardt	DEU	Kartshop Ampfing	DEU	37029 66030	Birelart /TM/VEGA	10	50.266	0.293	8	
9	416	Jayden Gushiken	DEU	Formula K SRP Factory Team	DEU	48497 48701	IPK /TM /VEGA	10	50.275	0.302	9	
10	412	Iliyan Yankov	BGR	Formula K SRP Factory Team	DEU	BG-26/E-INT 009 48701	IPK /TM/VEGA	10	50.293	0.320	8	
11	432	Kevin Lantinga	NLD	TB Racing Team	DEU	42585 38262	Sodi /TM/VEGA	10	50.319	0.346	10	
12	442	Ondrej Píkl	CZE	KartingPlanet s.r.o	CZE	26AS0435 26AT02781	Sodi /TM/VEGA	10	50.387	0.414	10	
13	434	Marcel Ernst	DEU	Doerr Motorsport	DEU	34772 65122	KR /IAME/VEGA	11	50.413	0.440	10	
14	420	Quinten van Leeuwen	NLD	MP Kartracing	NLD	48150 13058022	Henza Kart /TM/VEGA	10	50.466	0.493	10	
15	462	Matej Kacovsky	CZE	SPIRIT RACING s.r.o	CZE	26AS1717 26AT00681	Birelart /TM/VEGA	10	50.527	0.554	10	
16	480	Milan van Winden	NLD	MP Kartracing	NLD	48897 13058022	Henza Kart /TM/VEGA	10	50.548	0.575	8	
17	466	Valentin Knoedel	DEU	Formula K SRP Factory Team	DEU	48527 48701	IPK /TM/VEGA	10	50.603	0.630	8	
18	498	Ondrej Duba	CZE	SPIRIT RACING s.r.o.	CZE	26AS0683 26AT00681	Birelart /TM/VEGA	12	50.680	0.707	11	
19	454	Martin Antos	CZE	SPIRIT RACING s.r.o.	CZE	26AS0350 26AT00681	Birelart /TM/VEGA	12	50.772	0.799	8	
20	468	Rick Hartmann	DEU	MSC Langenfeld MP Kartracing	NLD	67247 13058022	Henza Kart /TM/VEGA	11	50.775	0.802	9	
21	452	Erik Mueller	DEU	Mach1 Motorsport	DEU	17884 66429	Mach1 /TM/VEGA	9	50.877	0.904	6	
22	470	Maximilian Preradovic	DEU	Solgat Motorsport	DEU	52050 66799	Birelart /TM/VEGA	8	51.070	1.097	6	
23	450	Barry Gregory	FRA	Formula K SRP Factory Team	DEU	114024 48701	IPK /TM /VEGA	9	51.234	1.261	4	
24	410	Christoffer Sachse	DNK	MP Kartracing	NLD	72890 13058022	Henza Kart /TM/VEGA	10	51.449	1.476	7	
25	424	Noah Kaltenbach	DEU	Solgat Motorsport	DEU	41550 66799	Birelart /TM/VEGA	9	51.514	1.541	9	
26	484	Max Hezel	DEU	CV Performance Group X JP Motorsport	DEU	65055 38321	KR /IAME/VEGA	8	51.588	1.615	5	

 Timekeeper  
M.Riehmers



 Race Director  
K.Meinhardt

Page 1/1

These results are provisional until the conclusion of any judicial and technical matters!

K-15652/25

Printed: 29.05.2026 / 16:42

**ADAC Kartrennen Cheb**
**KZ2 Cup**
**Test Session 5 even**
**Practice (11:00 Time) started at 16:30:00**
**Cheb 1,202 Km**
**29.05.2026 16:30**

Lap	Time of Day	Lap Tm	Diff	S1 Tm	S2 Tm	S3 Tm
<b>(406) Manuel Kastl</b>						
1	16:31:07.899	<b>57.219</b>	+7.246	18.996	18.072	20.151
2	16:31:58.896	<b>50.997</b>	+1.024	15.749	16.626	18.622
3	16:32:49.548	<b>50.652</b>	+0.679	15.449	16.636	18.567
4	16:35:27.146	<b>2:37.598</b>	+1.47.625	15.499	16.769	2:05.330
5	16:36:38.808	<b>1:11.662</b>	+21.689	30.122	20.520	21.020
6	16:37:31.890	<b>53.082</b>	+3.109	15.565	18.430	19.087
7	16:38:21.917	<b>50.027</b>	+0.054	<b>15.226</b>	16.454	18.347
8	16:39:12.657	<b>50.740</b>	+0.767	15.318	16.600	18.822
9	16:40:02.630	<b>49.973</b>		15.291	<b>16.351</b>	<b>18.331</b>
10	16:40:52.937	<b>50.307</b>	+0.334	15.285	16.413	18.609

Lap	Time of Day	Lap Tm	Diff	S1 Tm	S2 Tm	S3 Tm
<b>(436) Vaclav Prochazka</b>						
1	16:34:03.337	<b>1:03.853</b>	+13.814	25.475	18.361	20.017
2	16:34:54.013	<b>50.676</b>	+0.637	15.400	16.594	18.682
3	16:35:44.977	<b>50.964</b>	+0.925	15.613	16.717	18.634
4	16:36:35.336	<b>50.359</b>	+0.320	15.329	16.539	18.491
5	16:37:25.951	<b>50.615</b>	+0.576	15.563	16.472	18.580
6	16:38:16.196	<b>50.245</b>	+0.206	15.247	16.548	18.450
7	16:39:16.926	<b>1:00.730</b>	+10.691	15.651	24.647	20.432
8	16:40:06.965	<b>50.039</b>		<b>15.210</b>	<b>16.431</b>	<b>18.398</b>
9	16:40:57.326	<b>50.361</b>	+0.322	<b>15.192</b>	16.541	18.628
10	16:41:47.502	<b>50.176</b>	+0.137	15.283	16.475	18.418

Lap	Time of Day	Lap Tm	Diff	S1 Tm	S2 Tm	S3 Tm
<b>(464) Marc Gerstenkorn</b>						
1	16:33:11.969	<b>1:02.144</b>	+12.098	24.989	17.721	19.434
2	16:34:02.945	<b>50.976</b>	+0.930	15.537	16.673	18.766
3	16:34:53.482	<b>50.637</b>	+0.491	15.496	16.555	18.486
4	16:35:43.812	<b>50.330</b>	+0.284	15.335	16.489	18.506
5	16:36:34.014	<b>50.202</b>	+0.156	15.363	16.460	18.379
6	16:37:24.183	<b>50.169</b>	+0.123	15.387	16.389	18.393
7	16:38:14.447	<b>50.264</b>	+0.218	15.394	16.421	18.449
8	16:39:04.874	<b>50.427</b>	+0.381	15.513	16.435	18.479
9	16:39:55.022	<b>50.148</b>	+0.102	15.402	16.380	<b>18.366</b>
10	16:40:45.068	<b>50.046</b>		<b>15.309</b>	<b>16.360</b>	18.377

Lap	Time of Day	Lap Tm	Diff	S1 Tm	S2 Tm	S3 Tm
<b>(474) Jason Duijvestijn</b>						
1	16:31:06.659	<b>55.532</b>	+5.440	18.971	17.441	19.120
2	16:31:57.777	<b>51.118</b>	+1.026	15.774	16.676	18.668
3	16:32:48.821	<b>51.044</b>	+0.952	15.558	16.749	18.737
4	16:35:03.024	<b>2:14.203</b>	+1:24.111	15.750	16.911	1:41.542
5	16:35:58.834	<b>55.810</b>	+5.718	19.273	16.782	19.755
6	16:36:49.000	<b>50.166</b>	+0.074	15.300	16.463	18.403
7	16:37:39.210	<b>50.210</b>	+0.118	15.283	16.516	18.411
8	16:38:29.302	<b>50.092</b>		<b>15.270</b>	<b>16.404</b>	18.418
9	16:39:19.801	<b>50.499</b>	+0.407	15.570	16.546	<b>18.383</b>
10	16:40:10.102	<b>50.301</b>	+0.209	15.354	16.509	18.438
11	16:41:00.551	<b>50.449</b>	+0.357	15.382	16.565	18.502

Lap	Time of Day	Lap Tm	Diff	S1 Tm	S2 Tm	S3 Tm
<b>(414) Eric Wess</b>						
1	16:31:32.623	<b>1:23.982</b>	+33.869	29.394	25.888	28.700
2	16:32:41.098	<b>1:08.475</b>	+18.362	21.909	21.235	25.331
3	16:33:44.216	<b>1:03.118</b>	+13.005	19.517	20.118	23.483
4	16:34:45.455	<b>1:01.239</b>	+11.126	17.943	18.365	24.931
5	16:37:03.240	<b>2:17.785</b>	+1:27.672	16.505	16.714	1:44.566
6	16:38:00.101	<b>56.861</b>	+6.748	21.339	16.928	18.594
7	16:38:50.222	<b>50.121</b>	+0.008	15.347	<b>16.352</b>	18.422
8	16:39:40.335	<b>50.113</b>		<b>15.291</b>	16.419	<b>18.403</b>
9	16:40:31.269	<b>50.934</b>	+0.821	15.412	16.989	18.533
10	16:41:21.739	<b>50.470</b>	+0.357	15.402	16.510	18.558

Lap	Time of Day	Lap Tm	Diff	S1 Tm	S2 Tm	S3 Tm
<b>(458) Radek Vavra</b>						
1	16:33:48.793	<b>1:02.331</b>	+12.210	24.713	18.317	19.301
2	16:34:40.592	<b>51.799</b>	+1.678	15.705	16.804	19.290
3	16:35:32.163	<b>51.571</b>	+1.450	15.523	16.590	19.458
4	16:36:23.427	<b>51.264</b>	+1.143	16.040	16.622	18.602
5	16:37:15.035	<b>51.608</b>	+1.487	15.726	17.198	18.684
6	16:38:05.252	<b>50.217</b>	+0.096	15.291	16.513	18.413
7	16:38:56.220	<b>50.968</b>	+0.847	15.302	16.579	19.087
8	16:39:46.391	<b>50.171</b>	+0.050	<b>15.225</b>	16.458	18.488
9	16:40:37.038	<b>50.647</b>	+0.526	15.309	16.512	18.826
10	16:41:27.159	<b>50.121</b>		15.271	<b>16.447</b>	<b>18.403</b>

Lap	Time of Day	Lap Tm	Diff	S1 Tm	S2 Tm	S3 Tm
<b>(444) Kevin Wagner</b>						
1	16:34:08.512	<b>1:05.240</b>	+14.975	27.720	17.891	19.629
2	16:34:59.603	<b>51.091</b>	+0.826	15.819	16.506	18.766
3	16:35:50.382	<b>50.779</b>	+0.514	15.567	16.517	18.695
4	16:36:40.896	<b>50.514</b>	+0.249	15.382	16.413	18.719
5	16:37:34.848	<b>53.952</b>	+3.687	15.384	19.202	19.366
6	16:38:25.352	<b>50.504</b>	+0.239	15.369	16.455	18.680
7	16:39:16.008	<b>50.656</b>	+0.391	15.377	16.489	18.790
8	16:40:06.329	<b>50.321</b>	+0.056	15.346	<b>16.372</b>	18.603
9	16:40:56.594	<b>50.265</b>		<b>15.276</b>	16.411	<b>18.578</b>

Lap	Time of Day	Lap Tm	Diff	S1 Tm	S2 Tm	S3 Tm
<b>(422) Carl Luthardt</b>						
1	16:33:55.522	<b>1:02.713</b>	+12.447	24.680	18.541	19.492
2	16:34:46.789	<b>51.267</b>	+1.001	15.797	16.832	18.638
3	16:35:37.970	<b>51.181</b>	+0.915	15.441	16.684	19.056
4	16:36:28.727	<b>50.767</b>	+0.491	15.637	16.593	18.527
5	16:37:19.255	<b>50.528</b>	+0.262	15.459	16.499	18.570
6	16:38:18.788	<b>59.533</b>	+9.267	21.008	19.214	19.311
7	16:39:09.202	<b>50.414</b>	+0.148	15.336	16.548	18.530
8	16:39:59.468	<b>50.266</b>		15.391	<b>16.483</b>	<b>18.392</b>
9	16:40:52.265	<b>52.797</b>	+2.531	16.310	17.822	18.665
10	16:41:42.781	<b>50.516</b>	+0.250	<b>15.256</b>	16.562	18.698

Lap	Time of Day	Lap Tm	Diff	S1 Tm	S2 Tm	S3 Tm
<b>(416) Jayden Gushiken</b>						
1	16:33:48.113	<b>1:03.824</b>	+13.549	25.767	18.082	19.975
2	16:34:40.043	<b>51.930</b>	+1.655	15.894	16.763	19.273
3	16:35:30.841	<b>50.798</b>	+0.523	15.614	16.498	18.686
4	16:36:23.003	<b>52.162</b>	+1.887	15.473	16.854	19.835
5	16:37:14.273	<b>51.270</b>	+0.995	15.769	16.643	18.858
6	16:38:04.955	<b>50.682</b>	+0.407	15.792	16.503	<b>18.387</b>
7	16:38:55.426	<b>50.471</b>	+0.196	15.429	16.494	18.548
8	16:39:45.832	<b>50.406</b>	+0.131	<b>15.372</b>	16.480	18.554
9	16:40:36.107	<b>50.275</b>		15.423	<b>16.415</b>	18.437
10	16:41:26.440	<b>50.333</b>	+0.058	15.434	16.448	18.451

Lap	Time of Day	Lap Tm	Diff	S1 Tm	S2 Tm	S3 Tm
<b>(412) Iliyan Yankov</b>						
1	16:33:48.207	<b>1:03.413</b>	+13.120	26.027	17.997	19.389
2	16:34:41.986	<b>53.779</b>	+3.486	16.135	16.724	20.920
3	16:35:32.698	<b>50.712</b>	+0.419	15.446	16.709	18.557
4	16:36:23.843	<b>51.145</b>	+0.852	15.943	16.581	18.621
5	16:37:14.856	<b>51.013</b>	+0.720	15.445	16.774	18.794
6	16:38:08.186	<b>53.330</b>	+3.037	16.756	17.335	19.239
7	16:38:58.625	<b>50.439</b>	+0.146	15.361	16.636	<b>18.442</b>
8	16:39:48.918	<b>50.293</b>		<b>15.325</b>	16.475	18.493
9	16:40:41.130	<b>52.212</b>	+1.919	16.314	16.750	19.148
10	16:41:31.479	<b>50.349</b>	+0.056	15.430	<b>16.410</b>	18.509

Lap	Time of Day	Lap Tm	Diff	S1 Tm	S2 Tm	S3 Tm
<b>(432) Kevin Lantinga</b>						
1	16:33:48.386	<b>1:00.033</b>	+9.714	23.222	17.697	19.114
2	16:34:40.733	<b>52.347</b>	+2.028	16.267	16.789	19.291
3	16:35:31.690	<b>50.967</b>	+0.638	15.491	16.583	18.883
4	16:36:23.117	<b>51.427</b>	+1.108	15.490	16.593	19.344
5	16:37:13.815	<b>50.698</b>	+0.379	15.366	16.662	18.670
6	16:38:04.393	<b>50.578</b>	+0.259	15.373	16.565	18.640
7	16:38:56.418	<b>52.025</b>	+1.706	16.647	16.536	18.842
8	16:39:47.191	<b>50.773</b>	+0.454	15.426	16.575	18.772
9	16:40:37.521	<b>50.330</b>	+0.011	15.374	<b>16.476</b>	18.480
10	16:41:27.840	<b>50.319</b>		<b>15.357</b>	16.532	<b>18.430</b>

Lap	Time of Day	Lap Tm	Diff	S1 Tm	S2 Tm	S3 Tm
<b>(442) Ondrej Piki</b>						
1	16:33:50.604	<b>1:01.607</b>	+11.220	24.676	17.844	19.087
2	16:34:42.444	<b>51.840</b>	+1.453	15.631	16.610	19.599
3	16:35:33.531	<b>51.087</b>	+0.700	15.643	16.630	18.814
4	16:36:24.578	<b>51.047</b>	+0.660	15.768	16.705	18.574
5	16:37:15.291	<b>50.713</b>	+0.326	15.440	16.682	18.591
6	16:38:06.338	<b>51.047</b>	+0.660	15.880	16.576	18.591
7	16:38:56.770	<b>50.432</b>	+0.045	15.456	16.490	<b>18.486</b>
8	16:39:47.602	<b>50.832</b>	+0.445	15.460	16.531	1

# ADAC Kartrennen Cheb

KZ2 Cup

Cheb 1,202 Km

Test Session 5 even

29.05.2026 16:30

Practice (11:00 Time) started at 16:30:00

Lap	Time of Day	Lap Tm	Diff	S1 Tm	S2 Tm	S3 Tm
3	16:34:55.902	<b>51.400</b>	+0.987	15.717	16.790	18.893
4	16:35:47.101	<b>51.199</b>	+0.786	15.759	16.643	18.797
5	16:36:38.025	<b>50.924</b>	+0.511	15.549	16.569	18.806
6	16:37:28.828	<b>50.803</b>	+0.390	15.595	16.590	18.618
7	16:38:19.928	<b>51.100</b>	+0.687	15.615	16.671	18.814
8	16:39:12.104	<b>52.176</b>	+1.763	17.068	16.518	18.590
9	16:40:02.958	<b>50.854</b>	+0.441	15.548	16.501	18.805
10	16:40:53.371	<b>50.413</b>		<b>15.438</b>	<b>16.450</b>	<b>18.525</b>
11	16:41:44.074	<b>50.703</b>	+0.290	15.493	16.561	18.649

Lap	Time of Day	Lap Tm	Diff	S1 Tm	S2 Tm	S3 Tm
2	16:32:29.390	<b>54.431</b>	+3.659	17.766	17.630	19.035
3	16:33:20.401	<b>51.011</b>	+0.239	15.501	16.778	18.732
4	16:34:11.530	<b>51.129</b>	+0.357	15.576	16.803	18.750
5	16:35:04.467	<b>52.937</b>	+2.165	16.069	17.722	19.146
6	16:35:55.408	<b>50.941</b>	+0.169	15.534	16.685	18.722
7	16:36:46.255	<b>50.847</b>	+0.075	15.569	16.568	18.710
8	16:37:37.027	<b>50.772</b>		<b>15.484</b>	16.651	<b>18.637</b>
9	16:38:27.879	<b>50.852</b>	+0.080	15.584	16.594	18.674
10	16:39:18.748	<b>50.869</b>	+0.097	15.587	16.603	18.679
11	16:40:09.539	<b>50.791</b>	+0.019	15.549	<b>16.558</b>	18.684
12	16:41:05.426	<b>55.887</b>	+5.115	18.301	18.372	19.214

**(420) Quinten van Leeuwen**

Lap	Time of Day	Lap Tm	Diff	S1 Tm	S2 Tm	S3 Tm
1	16:33:52.221	<b>59.028</b>	+8.562	22.608	17.383	19.037
2	16:34:43.543	<b>51.322</b>	+0.856	15.670	16.816	18.836
3	16:35:34.620	<b>51.077</b>	+0.611	15.564	16.671	18.842
4	16:36:25.438	<b>50.818</b>	+0.352	15.466	16.562	18.790
5	16:37:16.294	<b>50.856</b>	+0.390	15.597	16.638	18.621
6	16:38:07.201	<b>50.907</b>	+0.441	15.530	16.814	<b>18.563</b>
7	16:38:58.045	<b>50.844</b>	+0.378	15.511	16.745	18.588
8	16:39:48.774	<b>50.729</b>	+0.263	15.454	16.603	18.672
9	16:40:39.587	<b>50.813</b>	+0.347	15.374	16.591	18.848
10	16:41:30.053	<b>50.466</b>		<b>15.347</b>	<b>16.556</b>	18.563

**(468) Rick Hartmann**

Lap	Time of Day	Lap Tm	Diff	S1 Tm	S2 Tm	S3 Tm
1	16:33:13.674	<b>59.041</b>	+8.266	22.462	17.333	19.256
2	16:34:05.646	<b>51.972</b>	+1.197	16.000	16.951	19.021
3	16:34:57.379	<b>51.733</b>	+0.958	15.828	16.923	18.982
4	16:35:48.659	<b>51.280</b>	+0.505	15.661	16.799	18.820
5	16:36:39.902	<b>51.243</b>	+0.468	15.721	16.699	18.823
6	16:37:31.080	<b>51.178</b>	+0.403	15.699	16.688	18.791
7	16:38:22.572	<b>51.492</b>	+0.717	15.642	17.030	18.820
8	16:39:13.572	<b>51.000</b>	+0.225	15.541	16.700	18.759
9	16:40:04.347	<b>50.775</b>		<b>15.457</b>	<b>16.583</b>	18.735
10	16:40:55.454	<b>51.107</b>	+0.332	15.707	16.696	18.704
11	16:41:46.392	<b>50.938</b>	+0.163	15.589	16.648	<b>18.701</b>

**(462) Matej Kacovsky**

Lap	Time of Day	Lap Tm	Diff	S1 Tm	S2 Tm	S3 Tm
1	16:33:36.976	<b>1:05.682</b>	+15.155	24.015	20.292	21.375
2	16:34:28.710	<b>51.734</b>	+1.207	15.906	16.870	18.958
3	16:35:19.734	<b>51.024</b>	+0.497	15.513	16.763	18.748
4	16:36:10.665	<b>50.931</b>	+0.404	15.560	16.679	18.692
5	16:37:01.551	<b>50.886</b>	+0.359	15.505	16.621	18.760
6	16:37:52.324	<b>50.773</b>	+0.246	15.441	16.580	18.652
7	16:38:42.983	<b>50.669</b>	+0.132	15.432	16.564	18.663
8	16:39:34.299	<b>51.316</b>	+0.789	15.497	16.681	19.138
9	16:40:25.379	<b>55.080</b>	+4.553	16.214	18.979	19.887
10	16:41:16.906	<b>50.527</b>		<b>15.404</b>	<b>16.543</b>	<b>18.580</b>

**(452) Erik Mueller**

Lap	Time of Day	Lap Tm	Diff	S1 Tm	S2 Tm	S3 Tm
1	16:34:33.112	<b>1:06.110</b>	+15.233	28.024	18.494	19.592
2	16:35:24.663	<b>51.551</b>	+0.674	15.768	16.852	18.931
3	16:36:16.031	<b>51.368</b>	+0.491	15.739	16.797	18.832
4	16:37:07.070	<b>51.039</b>	+0.162	15.626	<b>16.634</b>	18.779
5	16:37:58.092	<b>51.022</b>	+0.145	15.502	16.728	18.792
6	16:38:48.969	<b>50.877</b>		15.522	16.709	<b>18.646</b>
7	16:39:39.957	<b>50.988</b>	+0.111	15.541	16.742	18.705
8	16:40:31.738	<b>51.781</b>	+0.904	15.539	17.492	18.750
9	16:41:22.689	<b>50.951</b>	+0.074	15.580	16.647	18.724

**(480) Milan van Winden**

Lap	Time of Day	Lap Tm	Diff	S1 Tm	S2 Tm	S3 Tm
1	16:33:56.268	<b>1:02.622</b>	+12.074	24.288	18.950	19.384
2	16:34:47.823	<b>51.555</b>	+1.007	16.085	16.727	18.743
3	16:35:38.742	<b>50.919</b>	+0.371	15.546	16.711	18.662
4	16:36:29.621	<b>50.879</b>	+0.331	15.575	16.642	18.662
5	16:37:20.297	<b>50.676</b>	+0.128	15.501	16.636	<b>18.539</b>
6	16:38:11.345	<b>54.048</b>	+3.500	15.631	17.944	20.473
7	16:39:14.961	<b>1:00.616</b>	+10.068	18.082	23.324	19.210
8	16:40:05.509	<b>50.548</b>		<b>15.390</b>	<b>16.577</b>	18.581
9	16:40:56.135	<b>50.626</b>	+0.078	15.429	16.638	18.559
10	16:41:46.834	<b>50.699</b>	+0.151	15.440	16.640	18.619

**(470) Maximilian Preradovic**

Lap	Time of Day	Lap Tm	Diff	S1 Tm	S2 Tm	S3 Tm
1	16:31:49.350	<b>59.809</b>	+8.739	22.633	17.631	19.545
2	16:32:41.068	<b>51.718</b>	+0.648	15.623	16.630	19.465
3	16:33:33.040	<b>51.972</b>	+0.902	16.133	16.913	18.926
4	16:34:24.499	<b>51.459</b>	+0.389	15.509	16.800	19.150
5	16:35:15.581	<b>51.082</b>	+0.012	<b>15.445</b>	16.682	18.955
6	16:36:06.651	<b>51.070</b>		15.548	<b>16.580</b>	18.942
7	16:37:46.700	<b>1:40.049</b>	+48.979	16.122	16.846	1:07.081
8	16:38:41.332	<b>54.632</b>	+3.562	19.118	16.711	<b>18.803</b>

**(466) Valentin Knoedel**

Lap	Time of Day	Lap Tm	Diff	S1 Tm	S2 Tm	S3 Tm
1	16:34:02.100	<b>1:03.225</b>	+12.622	25.193	18.180	19.852
2	16:34:53.856	<b>51.756</b>	+1.153	15.895	16.748	19.113
3	16:35:45.635	<b>51.779</b>	+1.176	15.644	17.126	19.009
4	16:36:37.578	<b>51.943</b>	+1.340	15.722	16.859	19.362
5	16:37:28.635	<b>51.057</b>	+0.454	15.572	16.635	18.850
6	16:38:19.692	<b>51.057</b>	+0.454	15.644	16.664	18.749
7	16:39:10.415	<b>50.723</b>	+0.120	15.478	16.641	18.604
8	16:40:01.018	<b>50.603</b>		15.496	<b>16.521</b>	18.586
9	16:40:52.761	<b>51.743</b>	+1.140	15.500	17.333	18.910
10	16:41:43.381	<b>50.620</b>	+0.017	<b>15.434</b>	16.622	<b>18.564</b>

**(450) Barry Gregory**

Lap	Time of Day	Lap Tm	Diff	S1 Tm	S2 Tm	S3 Tm
1	16:33:49.480	<b>1:03.815</b>	+12.581	26.489	17.871	19.455
2	16:34:42.991	<b>53.511</b>	+2.277	15.968	16.965	20.578
3	16:35:34.885	<b>51.894</b>	+0.660	15.764	16.796	19.334
4	16:36:26.119	<b>51.234</b>		15.677	16.717	18.840
5	16:37:17.597	<b>51.478</b>	+0.244	15.826	16.767	18.885
6	16:38:08.994	<b>51.397</b>	+0.163	15.816	16.730	18.851
7	16:39:00.232	<b>51.238</b>	+0.004	15.673	16.773	<b>18.792</b>
8	16:39:51.697	<b>51.465</b>	+0.231	15.853	16.745	18.867
9	16:40:42.937	<b>51.240</b>	+0.006	<b>15.620</b>	<b>16.702</b>	18.918

**(498) Ondrej Duba**

Lap	Time of Day	Lap Tm	Diff	S1 Tm	S2 Tm	S3 Tm
1	16:31:35.678	<b>1:03.914</b>	+13.234	24.532	19.012	20.370
2	16:32:29.688	<b>54.010</b>	+3.330	17.298	17.635	19.077
3	16:33:20.877	<b>51.189</b>	+0.509	15.564	16.795	18.830
4	16:34:12.841	<b>51.964</b>	+1.284	16.094	16.953	18.917
5	16:35:04.859	<b>52.018</b>	+1.338	15.593	17.069	19.356
6	16:35:56.026	<b>51.167</b>	+0.487	15.669	16.689	18.809
7	16:36:47.058	<b>51.032</b>	+0.352	15.524	16.706	18.802
8	16:37:38.075	<b>51.017</b>	+0.337	15.585	16.654	18.778
9	16:38:29.017	<b>50.942</b>	+0.262	15.535	<b>16.596</b>	18.811
10	16:39:20.594	<b>51.577</b>	+0.897	16.112	16.689	18.776
11	16:40:11.274	<b>50.680</b>		<b>15.410</b>	16.654	<b>18.616</b>
12	16:41:02.160	<b>50.886</b>	+0.206	15.410	16.670	18.806

**(410) Christoffer Sachse**

Lap	Time of Day	Lap Tm	Diff	S1 Tm	S2 Tm	S3 Tm
1	16:33:56.215	<b>1:04.332</b>	+12.883	25.850	18.840	19.642
2	16:34:48.662	<b>52.447</b>	+0.998	16.427	17.023	18.997
3	16:35:40.205	<b>51.543</b>	+0.094	15.779	16.946	18.818
4	16:36:31.773	<b>51.568</b>	+0.119	15.669	16.896	19.003
5	16:37:23.937	<b>52.164</b>	+0.715	15.717	17.129	19.318
6	16:38:15.522	<b>51.585</b>	+0.136	15.928	<b>16.878</b>	<b>18.779</b>
7	16:39:06.971	<b>51.449</b>		<b>15.553</b>	16.975	18.921
8	16:39:58.732	<b>51.761</b>				

# ADAC Kartrennen Cheb

KZ2 Cup Cheb 1,202 Km

Test Session 5 even 29.05.2026 16:30

Practice (11:00 Time) started at 16:30:00

Lap	Time of Day	Lap Tm	Diff	S1 Tm	S2 Tm	S3 Tm	Lap	Time of Day	Lap Tm	Diff	S1 Tm	S2 Tm	S3 Tm
5	16:37:14.139	<b>51.890</b>	+0.376	15.879	16.923	19.088							
6	16:38:06.675	<b>52.536</b>	+1.022	16.393	17.042	19.101							
7	16:39:32.334	<b>1:25.659</b>	+34.145	16.617	17.358	51.684							
8	16:40:27.779	<b>55.445</b>	+3.931	19.604	16.907	18.934							
9	16:41:19.293	<b>51.514</b>		<b>15.740</b>	16.879	<b>18.895</b>							

(484) Max Hezel

1	16:33:49.282	<b>1:01.678</b>	+10.090	24.230	17.919	19.529
2	16:34:41.276	<b>51.994</b>	+0.406	15.958	16.844	19.192
3	16:35:33.272	<b>51.996</b>	+0.408	15.820	17.342	18.834
4	16:36:25.553	<b>52.281</b>	+0.693	15.812	17.302	19.167
5	16:37:17.141	<b>51.588</b>		15.942	16.841	<b>18.805</b>
6	16:38:17.499	<b>1:00.358</b>	+8.770	20.218	21.157	18.983
7	16:40:22.387	<b>2:04.888</b>	+1:13.300	<b>15.797</b>	17.011	1:32.080
8	16:41:18.504	<b>56.117</b>	+4.529	20.522	<b>16.749</b>	18.846

# ADAC Kartrennen Cheb

# KZ2 Cup / Test Session 5 odd

Track: Cheb - 1.202 km  
 Session Started: 16:45:00  
 Best Lap by: 485 - Oliver Staedtler - 49.960

Rank	#	Driver	Nat	Sponsor Competitor	Nat	Driver-License Com-Licence	Equipment	laps	Best Lap	Diff	In Lap	Penalty
1	485	Oliver Staedtler	DEU	Formula K SRP Factory Team	DEU	65210 48701	IPK /TM/VEGA	8	49.960		8	
2	451	Tomas Kuzela	CZE	SKYLARKS Karting Team	CZE	26AS1180 26AT00961	Sodi /TM/VEGA	8	50.072	0.112	8	
3	433	Pavel Vimmer	CZE	TB Racing Team	DEU	26AS0709 38262	KR /TM/VEGA	11	50.161	0.201	10	
4	409	Luis Esser	DEU	Mach1 Motorsport	DEU	11661 66429	Mach1 /TM/VEGA	11	50.196	0.236	8	
5	411	Mark Zvarich	THA	TB Racing Team	DEU	29 38262	Sodi /TM/VEGA	9	50.250	0.290	5	
6	495	Adrian Martinz	AUT	TB Racing Team	DEU	JK2072 38262	Sodi /TM/VEGA	9	50.269	0.309	6	
7	407	Emanuel Mai	DEU	Solgat Motorsport	DEU	16484 66799	Birelart /TM/VEGA	13	50.474	0.514	13	
8	469	Julian Bub	DEU	Doerr Motorsport	DEU	48217 65122	KR /IAME/VEGA	8	50.496	0.536	7	
9	481	Jannik Rimmert	DEU	VDB Kart Racing	DEU	19994 66002	Birelart /TM/VEGA	13	50.536	0.576	10	
10	423	Oskar Steinbach	DEU	Kartshop Ampfing	DEU	10217 66030	Birelart /TM/VEGA	13	50.536	0.576	11	
11	425	Sascha Dreher	DEU	Mach1 Motorsport	DEU	41859 66429	Mach1 /TM/VEGA	8	50.560	0.600	7	
12	413	Niko Bognar	DEU	Formula K SRP Factory Team	DEU	65560 48701	IPK /TM/VEGA	9	50.566	0.606	7	
13	417	Khalil Sodah	LTU	Mach1 Motorsport	DEU	2026-ITE/25 66429	Mach1 /TM/VEGA	12	50.594	0.634	10	
14	447	Matyas Pursi	CZE	IPK VMS Racing	CZE	26AS0309 26AT00171	Birel Art /TM/VEGA	12	50.615	0.655	8	
15	477	Derk van Silfhout	NLD	Derk van Silfhout	NLD	44638 44638	Birelart /TM/VEGA	7	50.622	0.662	7	
16	437	Lucie Zimmelova	CZE	MS KART RACING TEAM	CZE	26AS0118 26AT00621	MS Kart /TM/VEGA	10	50.757	0.797	10	
17	443	Lukas Lehnert	CZE	MS KART RACING TEAM	CZE	26AS0408 26AT00621	MS Kart /TM/VEGA	11	50.979	1.019	11	
18	499	Karl Leesmaa	EST	Formula K SRP Factory Team	DEU	34333 48701	IPK /TM/VEGA	10	51.068	1.108	8	
19	491	Kevin Rosenbaeck	SWE	Kevin Rosenbaeck	SWE	95612 95612	Intrepid /TM/VEGA	10	51.198	1.238	7	

Timekeeper  
M.Riehmers

Race Director  
K.Meinhardt

# ADAC Kartrennen Cheb

## KZ2 Cup

### Test Session 5 odd

Cheb 1,202 Km

29.05.2026 16:45

Practice (11:00 Time) started at 16:45:00

Lap	Time of Day	Lap Tm	Diff	S1 Tm	S2 Tm	S3 Tm
<b>(485) Oliver Staedtler</b>						
1	16:50:33.615	<b>1:08.035</b>	+18.075	26.983	19.111	21.941
2	16:51:24.783	<b>51.168</b>	+1.208	16.060	16.408	18.700
3	16:52:15.272	<b>50.489</b>	+0.529	15.475	16.374	18.640
4	16:53:05.503	<b>50.231</b>	+0.271	15.386	16.320	18.525
5	16:53:55.648	<b>50.145</b>	+0.185	15.410	16.352	18.383
6	16:54:45.812	<b>50.164</b>	+0.204	15.426	16.314	18.424
7	16:55:35.856	<b>50.044</b>	+0.084	15.379	<b>16.253</b>	18.412
8	16:56:25.816	<b>49.950</b>		<b>15.327</b>	16.288	<b>18.345</b>
<b>(451) Tomas Kuzela</b>						
1	16:50:04.329	<b>1:00.193</b>	+10.121	23.806	17.663	18.724
2	16:50:54.746	<b>50.417</b>	+0.345	15.494	16.539	18.384
3	16:51:51.506	<b>56.760</b>	+6.688	15.443	21.021	20.296
4	16:52:41.724	<b>50.218</b>	+0.146	15.323	<b>16.395</b>	18.500
5	16:53:35.879	<b>54.155</b>	+4.083	18.658	20.210	
6	16:54:25.961	<b>50.082</b>	+0.010	15.309	16.395	18.378
7	16:55:19.947	<b>53.986</b>	+3.914	15.327	17.167	21.492
8	16:56:10.019	<b>50.072</b>		<b>15.243</b>	16.474	<b>18.355</b>
<b>(433) Pavel Vimmer</b>						
1	16:46:21.218	<b>1:00.911</b>	+10.750	21.588	19.341	19.982
2	16:47:12.319	<b>51.101</b>	+0.940	15.723	16.704	18.674
3	16:48:02.947	<b>50.628</b>	+0.467	15.504	16.554	18.570
4	16:48:53.484	<b>50.537</b>	+0.376	15.438	16.527	18.572
5	16:49:44.381	<b>50.897</b>	+0.736	15.468	16.886	18.543
6	16:50:35.121	<b>50.740</b>	+0.579	15.451	16.613	18.676
7	16:53:16.596	<b>2:41.475</b>	+1:51.314	15.571	16.589	20.9315
8	16:54:14.482	<b>57.886</b>	+7.725	22.268	16.996	18.622
9	16:55:04.777	<b>50.295</b>	+0.134	15.374	16.412	18.509
10	16:55:54.938	<b>50.161</b>		<b>15.311</b>	<b>16.404</b>	<b>18.446</b>
11	16:56:45.233	<b>50.295</b>	+0.134	15.329	16.476	18.490
<b>(409) Luis Esser</b>						
1	16:46:03.071	<b>56.725</b>	+6.529	20.261	17.411	19.053
2	16:46:54.419	<b>51.348</b>	+1.152	15.729	16.790	18.829
3	16:47:45.378	<b>50.959</b>	+0.763	15.524	16.684	18.751
4	16:50:40.642	<b>2:55.264</b>	+2:05.068	15.504	16.595	22.3165
5	16:51:39.315	<b>58.673</b>	+8.477	23.249	17.665	18.659
6	16:52:29.758	<b>50.443</b>	+0.247	15.467	16.504	18.472
7	16:53:20.116	<b>50.358</b>	+0.162	15.342	16.522	18.494
8	16:54:10.312	<b>50.196</b>		15.314	<b>16.480</b>	<b>18.402</b>
9	16:55:01.758	<b>51.446</b>	+1.250	15.577	16.818	19.051
10	16:55:52.242	<b>50.484</b>	+0.288	15.300	16.688	18.496
11	16:56:42.480	<b>50.238</b>	+0.042	15.282	16.489	18.467
<b>(411) Mark Zvarich</b>						
1	16:49:54.255	<b>1:02.966</b>	+12.716	25.785	17.608	19.573
2	16:50:45.365	<b>51.110</b>	+0.860	15.681	16.630	18.799
3	16:51:36.160	<b>50.795</b>	+0.545	15.523	16.603	18.669
4	16:52:26.680	<b>50.520</b>	+0.270	15.433	16.614	<b>18.473</b>
5	16:53:16.930	<b>50.250</b>		15.353	<b>16.409</b>	18.488
6	16:54:07.225	<b>50.295</b>	+0.045	15.291	16.471	18.533
7	16:54:58.397	<b>51.172</b>	+0.922	15.413	16.721	19.038
8	16:55:48.681	<b>50.284</b>	+0.034	15.305	16.477	18.502
9	16:56:39.073	<b>50.392</b>	+0.142	15.305	16.490	18.597
<b>(495) Adrian Martinz</b>						
1	16:49:55.030	<b>1:01.741</b>	+11.472	24.636	17.461	19.644
2	16:50:45.919	<b>50.889</b>	+0.620	15.721	16.542	18.626
3	16:51:36.770	<b>50.851</b>	+0.582	15.585	16.641	18.625
4	16:52:27.469	<b>50.699</b>	+0.430	15.485	16.586	18.628
5	16:53:19.213	<b>51.744</b>	+1.475	16.231	16.885	18.628
6	16:54:09.482	<b>50.269</b>		15.395	16.437	<b>18.437</b>
7	16:55:00.202	<b>50.720</b>	+0.451	15.634	16.541	18.545
8	16:55:50.741	<b>50.539</b>	+0.270	15.494	16.527	18.518
9	16:56:41.130	<b>50.389</b>	+0.120	15.468	<b>16.421</b>	18.500
<b>(407) Emanuel Mai</b>						
1	16:46:12.929	<b>57.465</b>	+6.991	19.574	17.958	19.933
2	16:47:05.489	<b>52.560</b>	+2.086	16.356	17.055	19.149
3	16:47:56.558	<b>51.069</b>	+0.595	15.696	16.686	18.687
4	16:48:47.516	<b>50.958</b>	+0.484	15.591	16.715	18.652

Lap	Time of Day	Lap Tm	Diff	S1 Tm	S2 Tm	S3 Tm
<b>(485) Oliver Staedtler</b>						
5	16:49:38.439	<b>50.923</b>	+0.449	15.673	16.708	18.542
6	16:50:29.485	<b>51.046</b>	+0.572	15.507	16.919	18.620
7	16:51:20.097	<b>50.612</b>	+0.138	15.508	16.535	18.569
8	16:52:10.762	<b>50.665</b>	+0.191	15.515	16.533	18.617
9	16:53:01.358	<b>50.596</b>	+0.122	15.453	16.495	18.648
10	16:53:52.032	<b>50.674</b>	+0.200	15.553	16.481	18.640
11	16:54:42.554	<b>50.522</b>	+0.048	<b>15.412</b>	16.580	18.530
12	16:55:33.068	<b>50.514</b>	+0.040	15.487	<b>16.420</b>	18.607
13	16:56:23.542	<b>50.474</b>		15.455	16.522	<b>18.497</b>
<b>(469) Julian Bub</b>						
1	16:50:06.880	<b>1:07.713</b>	+17.217	29.532	18.694	19.487
2	16:50:58.043	<b>51.163</b>	+0.667	15.659	16.765	18.739
3	16:51:48.845	<b>50.802</b>	+0.306	15.447	16.622	18.733
4	16:52:39.364	<b>50.519</b>	+0.023	15.487	16.496	<b>18.536</b>
5	16:53:29.909	<b>50.545</b>	+0.049	15.455	16.521	18.569
6	16:54:20.464	<b>50.555</b>	+0.059	15.462	16.515	18.578
7	16:55:10.960	<b>50.496</b>		<b>15.355</b>	16.532	18.609
8	16:56:01.722	<b>50.762</b>	+0.266	15.618	<b>16.473</b>	18.671
<b>(481) Jannik Remmert</b>						
1	16:46:03.982	<b>56.045</b>	+5.509	19.711	17.288	19.046
2	16:46:55.396	<b>51.414</b>	+0.878	15.653	16.865	18.896
3	16:47:46.448	<b>51.052</b>	+0.516	15.575	16.777	18.700
4	16:48:37.256	<b>50.808</b>	+0.272	15.559	16.631	18.618
5	16:49:28.290	<b>51.034</b>	+0.498	15.708	16.742	18.584
6	16:50:19.397	<b>51.107</b>	+0.571	15.644	16.812	18.651
7	16:51:10.759	<b>51.362</b>	+0.826	15.885	16.801	18.676
8	16:52:01.587	<b>50.828</b>	+0.292	15.571	16.680	18.577
9	16:52:52.205	<b>50.618</b>	+0.082	15.563	<b>16.547</b>	18.508
10	16:53:42.741	<b>50.536</b>		<b>15.497</b>	16.580	<b>18.459</b>
11	16:54:33.537	<b>50.796</b>	+0.260	15.628	16.632	18.536
12	16:55:24.320	<b>50.783</b>	+0.247	15.605	16.552	18.626
13	16:56:15.123	<b>50.803</b>	+0.267	15.604	16.636	18.563
<b>(423) Oskar Steinbach</b>						
1	16:46:21.705	<b>1:00.542</b>	+10.006	21.315	19.342	19.885
2	16:47:13.256	<b>51.551</b>	+1.015	15.810	16.776	18.965
3	16:48:04.475	<b>51.219</b>	+0.683	15.752	16.656	18.811
4	16:48:55.405	<b>50.930</b>	+0.394	15.696	16.639	18.595
5	16:49:47.016	<b>51.611</b>	+1.075	15.676	16.760	19.175
6	16:50:38.374	<b>51.358</b>	+0.822	15.763	16.671	18.924
7	16:51:31.619	<b>53.245</b>	+2.709	16.477	17.861	18.907
8	16:52:22.428	<b>50.809</b>	+0.273	15.547	16.560	18.702
9	16:53:13.098	<b>50.670</b>	+0.134	15.487	16.548	18.635
10	16:54:04.055	<b>50.957</b>	+0.421	15.756	16.566	18.635
11	16:54:54.591	<b>50.536</b>		<b>15.413</b>	16.532	<b>18.591</b>
12	16:55:45.235	<b>50.644</b>	+0.108	15.496	<b>16.510</b>	18.638
13	16:56:36.051	<b>50.816</b>	+0.280	15.538	16.642	18.636
<b>(425) Sascha Dreher</b>						
1	16:46:09.864	<b>1:03.091</b>	+12.531	21.690	20.342	21.059
2	16:48:43.407	<b>2:33.543</b>	+1:42.983	17.633	19.936	1:55.974
3	16:49:48.563	<b>1:05.156</b>	+14.596	25.393	18.835	20.928
4	16:50:42.688	<b>54.125</b>	+3.565	16.789	17.911	19.425
5	16:51:34.667	<b>51.979</b>	+1.419	16.218	16.919	18.842
6	16:52:25.280	<b>50.613</b>	+0.053	15.514	16.587	<b>18.512</b>
7	16:53:15.840	<b>50.560</b>		<b>15.408</b>	<b>16.493</b>	18.659
8	16:54:11.404	<b>55.564</b>	+5.004	15.551	21.190	18.823
<b>(413) Niko Bognar</b>						
1	16:49:46.920	<b>1:05.400</b>	+14.834	26.822	18.998	19.580
2	16:50:39.460	<b>52.540</b>	+1.974	16.690	17.014	18.836
3	16:51:30.554	<b>51.094</b>	+0.528	15.759	16.686	18.649
4	16:52:21.346	<b>50.792</b>	+0.226	<b>15.459</b>	16.587	18.746
5	16:53:12.571	<b>51.225</b>	+0.659	15.538	16.967	18.720
6	16:54:04.732	<b>52.161</b>	+1.595	16.581	17.057	<b>18.523</b>
7	16:54:55.298	<b>50.566</b>		15.504	<b>16.528</b>	18.534
8	16:55:46.227	<b>50.929</b>	+0.363	15.725	16.547	18.657
9	16:56:36.920	<b>50.693</b>	+0.127	15.486	16.531	18.676
<b>(417) Khalil Sodah</b>						
1	16:46:06.889	<b>59.298</b>	+8.704	21.461	18.232	19.605
2	16:46:58.379	<b>51.490</b>	+0.896	15.840	16.820	18.830

Orbits

# ADAC Kartrennen Cheb

KZ2 Cup

Cheb 1,202 Km

Test Session 5 odd

29.05.2026 16:45

Practice (11:00 Time) started at 16:45:00

Lap	Time of Day	Lap Tm	Diff	S1 Tm	S2 Tm	S3 Tm	Lap	Time of Day	Lap Tm	Diff	S1 Tm	S2 Tm	S3 Tm
3	16:47:49.547	<b>51.168</b>	+0.574	15.647	16.738	18.783	3	16:48:06.604	<b>51.683</b>	+0.485	15.865	16.816	19.002
4	16:48:40.618	<b>51.071</b>	+0.477	15.698	16.674	18.699	4	16:48:57.981	<b>51.377</b>	+0.179	15.782	16.782	18.813
5	16:49:31.580	<b>50.962</b>	+0.368	15.617	16.650	18.695	5	16:49:49.512	<b>51.531</b>	+0.333	15.734	16.756	19.041
6	16:50:22.686	<b>51.106</b>	+0.512	15.598	16.778	18.730	6	16:50:41.353	<b>51.841</b>	+0.643	16.061	16.938	18.842
7	16:52:16.240	<b>1:53.554</b>	+1:02.960	15.712	16.783	1:21.059	7	16:51:32.551	<b>51.198</b>		15.701	16.720	18.777
8	16:53:10.948	<b>54.708</b>	+4.114	19.254	16.707	18.747	8	16:52:23.762	<b>51.211</b>	+0.013	15.737	16.713	<b>18.761</b>
9	16:54:01.742	<b>50.794</b>	+0.200	15.503	<b>16.525</b>	18.766	9	16:53:15.027	<b>51.265</b>	+0.067	<b>15.697</b>	16.732	18.836
10	16:54:52.336	<b>50.594</b>		<b>15.434</b>	16.549	<b>18.611</b>	10	16:54:06.516	<b>51.489</b>	+0.291	15.768	<b>16.711</b>	19.010
11	16:55:43.053	<b>50.717</b>	+0.123	15.476	16.567	18.674							
12	16:56:34.032	<b>50.979</b>	+0.385	15.490	16.681	18.808							

(447) Matyas Pursi

1	16:46:29.374	<b>1:01.848</b>	+11.233	22.832	18.667	20.349
2	16:47:20.791	<b>51.417</b>	+0.802	15.907	16.734	18.776
3	16:48:11.929	<b>51.138</b>	+0.523	15.757	16.645	18.736
4	16:49:03.178	<b>51.249</b>	+0.634	15.608	16.665	18.976
5	16:49:54.702	<b>51.524</b>	+0.909	15.673	16.808	19.043
6	16:50:45.652	<b>50.950</b>	+0.335	15.685	16.626	18.639
7	16:51:36.668	<b>51.016</b>	+0.401	15.569	16.772	18.675
8	16:52:27.283	<b>50.615</b>		<b>15.436</b>	<b>16.610</b>	<b>18.569</b>
9	16:53:18.046	<b>50.763</b>	+0.148	15.474	16.646	18.643
10	16:54:08.880	<b>50.834</b>	+0.219	15.523	16.737	18.574
11	16:55:12.532	<b>1:03.652</b>	+13.037	19.005	21.805	22.842
12	16:56:03.720	<b>51.188</b>	+0.573	15.826	16.777	18.585

(477) Derk van Silfhout

1	16:49:04.590	<b>1:13.243</b>	+22.621	32.729	19.203	21.311
2	16:50:01.049	<b>56.459</b>	+5.837	17.187	18.059	21.213
3	16:50:52.790	<b>51.741</b>	+1.119	16.047	16.832	18.862
4	16:51:44.005	<b>51.215</b>	+0.593	15.728	16.854	18.633
5	16:52:34.858	<b>50.853</b>	+0.231	15.544	16.641	18.668
6	16:53:25.498	<b>50.640</b>	+0.018	<b>15.441</b>	16.665	<b>18.534</b>
7	16:54:16.120	<b>50.622</b>		15.518	<b>16.554</b>	18.550

(437) Lucie Zimmelova

1	16:47:13.761	<b>1:01.841</b>	+11.084	21.915	17.954	21.972
2	16:48:05.163	<b>51.402</b>	+0.645	15.887	16.772	18.743
3	16:48:56.302	<b>51.139</b>	+0.382	15.716	16.711	18.712
4	16:49:47.488	<b>51.186</b>	+0.429	15.649	16.678	18.859
5	16:50:38.678	<b>51.190</b>	+0.433	15.667	16.748	18.775
6	16:51:29.984	<b>51.306</b>	+0.549	15.874	16.781	18.651
7	16:52:21.018	<b>51.034</b>	+0.277	15.631	16.683	18.720
8	16:53:57.668	<b>1:36.650</b>	+45.893	15.602	16.617	1:04.431
9	16:54:56.351	<b>58.683</b>	+7.926	23.591	16.574	<b>18.518</b>
10	16:55:47.108	<b>50.757</b>		<b>15.569</b>	<b>16.530</b>	18.658

(443) Lukas Lehnert

1	16:46:57.080	<b>1:02.237</b>	+11.258	22.505	20.154	19.578
2	16:47:50.587	<b>53.507</b>	+2.528	16.086	17.945	19.476
3	16:48:42.114	<b>51.527</b>	+0.548	15.763	16.963	18.801
4	16:49:39.323	<b>57.209</b>	+6.230	15.916	22.218	19.075
5	16:50:33.870	<b>54.547</b>	+3.568	15.760	17.071	21.716
6	16:51:26.293	<b>52.423</b>	+1.444	16.136	16.848	19.439
7	16:52:17.575	<b>51.282</b>	+0.303	15.684	16.747	18.851
8	16:53:08.656	<b>51.081</b>	+0.102	15.604	16.684	18.793
9	16:53:59.902	<b>51.246</b>	+0.267	15.699	16.733	18.814
10	16:54:53.212	<b>53.310</b>	+2.331	16.014	18.510	18.786
11	16:55:44.191	<b>50.979</b>		<b>15.575</b>	<b>16.681</b>	<b>18.723</b>

(499) Karl Leesmaa

1	16:48:14.999	<b>1:01.569</b>	+10.501	23.595	18.001	19.973
2	16:49:07.267	<b>52.268</b>	+1.200	15.967	17.067	19.234
3	16:49:59.570	<b>52.303</b>	+1.235	15.933	17.072	19.298
4	16:50:51.082	<b>51.512</b>	+0.444	15.669	16.898	18.945
5	16:51:42.474	<b>51.392</b>	+0.324	15.655	16.837	18.900
6	16:52:33.705	<b>51.231</b>	+0.163	15.605	16.729	18.897
7	16:53:24.804	<b>51.099</b>	+0.031	15.566	<b>16.683</b>	18.850
8	16:54:15.872	<b>51.068</b>		15.581	16.693	<b>18.794</b>
9	16:55:07.201	<b>51.329</b>	+0.261	15.629	16.850	18.850
10	16:55:58.395	<b>51.194</b>	+0.126	<b>15.542</b>	16.774	18.878

(491) Kevin Rosenbaeck

1	16:46:22.660	<b>58.652</b>	+7.454	20.881	18.032	19.739
2	16:47:14.921	<b>52.261</b>	+1.063	15.999	17.044	19.218

# ADAC Kartrennen Cheb

# KZ2 Cup / Series 1

#	Driver	Nat	Sponsor Competitor	Nat	Driver-License Com-License	Equipment
406	Manuel Kastl	DEU	CS Competition	BEL	61705 917665	Sodi /TM/VEGA
407	Emanuel Mai	DEU	Solgat Motorsport	DEU	16484 66799	Birelart /TM/VEGA
410	Christoffer Sachse	DNK	MP Kartracing	NLD	72890 13058022	Henza Kart /TM/VEGA
412	Iliyan Yankov	BGR	Formula K SRP Factory Team	DEU	BG-26/E-INT 009 48701	IPK /TM/VEGA
413	Niko Bognar	DEU	Formula K SRP Factory Team	DEU	65560 48701	IPK /TM/VEGA
414	Eric Wess	DEU	Christian Wess	DEU	44964 65002	Birelart /TM/VEGA
415	Viggo Rasmussen	DEU	Kartshop Ampfing	DEU	69185 66030	Birelart /TM/VEGA
422	Carl Luthardt	DEU	Kartshop Ampfing	DEU	37029 66030	Birelart /TM/VEGA
433	Pavel Vimmer	CZE	TB Racing Team	DEU	26AS0709 38262	KR /TM/VEGA
434	Marcel Ernst	DEU	Doerr Motorsport	DEU	34772 65122	KR /IAME/VEGA
444	Kevin Wagner	DEU	TB Racing Team	DEU	11828 38262	Sodi /TM/VEGA
452	Erik Mueller	DEU	Mach1 Motorsport	DEU	17884 66429	Mach1 /TM/VEGA
468	Rick Hartmann	DEU	MSC Langenfeld MP Kartracing	NLD	67247 13058022	Henza Kart /TM/VEGA
470	Maximilian Preradovic	DEU	Solgat Motorsport	DEU	52050 66799	Birelart /TM/VEGA
481	Jannik Remmert	DEU	VDB Kart Racing	DEU	19994 66002	Birelart /TM/VEGA
484	Max Hezel	DEU	CV Performance Group X JP Motorsport	DEU	65055 38321	KR /IAME/VEGA
491	Kevin Rosenbaeck	SWE	Kevin Rosenbaeck	SWE	95612 95612	Intrepid /TM/VEGA
499	Karl Leesma	EST	Formula K SRP Factory Team	DEU	34333 48701	IPK /TM/VEGA
436	Vaclav Prochazka	CZE	TEAM OKKART	CZE	26AS0252 26AT02581	Sodi /TM/VEGA
442	Ondrej Píkl	CZE	KartingPlanet s.r.o	CZE	26AS0435 26AT02781	Sodi /TM/VEGA
447	Matyas Pursi	CZE	IPK VMS Racing	CZE	26AS0309 26AT00171	Birel Art /TM/VEGA
451	Tomas Kuzela	CZE	SKYLARKS Karting Team	CZE	26AS1180 26AT00961	Sodi /TM/VEGA
458	Radek Vavra	CZE	TB Racing Team	DEU	26AS0260 38262	Sodi /TM /VEGA

# ADAC Kartrennen Chev

# KZ2 Cup / Series 2

#	Driver	Nat	Sponsor Competitor	Nat	Driver-License Com-License	Equipment
409	Luis Esser	DEU	Mach1 Motorsport	DEU	11661 66429	Mach1 /TM/VEGA
416	Jayden Gushiken	DEU	Formula K SRP Factory Team	DEU	48497 48701	IPK /TM/VEGA
417	Khalil Sodah	LTU	Mach1 Motorsport	DEU	2026-ITE/25 66429	Mach1 /TM/VEGA
420	Quinten van Leeuwen	NLD	MP Karttracing	NLD	48150 13058022	Henza Kart /TM/VEGA
423	Oskar Steinbach	DEU	Kartshop Ampfing	DEU	10217 66030	Birelart /TM/VEGA
424	Noah Kaltenbach	DEU	Solgal Motorsport	DEU	41550 66799	Birelart /TM/VEGA
425	Sascha Dreher	DEU	Mach1 Motorsport	DEU	41859 66429	Mach1 /TM/VEGA
432	Kevin Lantinga	NLD	TB Racing Team	DEU	42585 38262	Sodi /TM/VEGA
464	Marc Gerstenkorn	CHE	Mach1 Motorsport	DEU	375 66429	Mach1 /TM/VEGA
466	Valentin Knoedel	DEU	Formula K SRP Factory Team	DEU	48527 48701	IPK /TM/VEGA
469	Julian Bub	DEU	Doerr Motorsport	DEU	48217 65122	KR /IAME/VEGA
474	Jason Duijvestijn	NLD	CS Competition	BEL	44454 917665	Sodi /VEGA
477	Derk van Silfhout	NLD	Derk van Silfhout	NLD	44638 44638	Birelart /TM/VEGA
480	Milan van Winden	NLD	MP Karttracing	NLD	48897 13058022	Henza Kart /TM/VEGA
485	Oliver Staedtler	DEU	Formula K SRP Factory Team	DEU	65210 48701	IPK /TM/VEGA
495	Adrian Martinz	AUT	TB Racing Team	DEU	JK2072 38262	Sodi /TM/VEGA
411	Mark Zvarich	THA	TB Racing Team	DEU	29 38262	Sodi /TM/VEGA
437	Lucie Zimmelova	CZE	MS KART RACING TEAM	CZE	26AS0118 26AT00621	MS Kart /TM/VEGA
443	Lukas Lehnert	CZE	MS KART RACING TEAM	CZE	26AS0408 26AT00621	MS Kart /TM/VEGA
450	Barry Gregory	FRA	Formula K SRP Factory Team	DEU	114024 48701	IPK /TM/VEGA
454	Martin Antos	CZE	SPIRIT RACING s.r.o.	CZE	26AS0350 26AT00681	Birelart /TM/VEGA
462	Matej Kacovsky	CZE	SPIRIT RACING s.r.o.	CZE	26AS1717 26AT00681	Birelart /TM/VEGA
498	Ondrej Duba	CZE	SPIRIT RACING s.r.o.	CZE	26AS0683 26AT00681	Birelart /TM/VEGA

# ADAC Kartrennen Cheb

## KZ2 Cup / Free Practice Series 1

Track: Cheb - 1.202 km

Session Started: 9:00:06

Best Lap by: 433 - Pavel Vimmer - 50.114

Rank	#	Driver	Nat	Sponsor Competitor	Nat	Driver-License Com-Licence	Equipment	laps	Best Lap	Diff	In Lap	Penalty
1	433	Pavel Vimmer	CZE	TB Racing Team	DEU	26AS0709 38262	KR /TM/VEGA	9	50.114		9	
2	451	Tomas Kuzela	CZE	SKYLARKS Karting Team	CZE	26AS1180 26AT00961	Sodi /TM/VEGA	8	50.185	0.071	8	
3	422	Carl Luthardt	DEU	Kartshop Ampfing	DEU	37029 66030	Birelart /TM/VEGA	9	50.219	0.105	9	
4	413	Niko Bognar	DEU	Formula K SRP Factory Team	DEU	65560 48701	IPK /TM/VEGA	9	50.306	0.192	9	
5	436	Vaclav Prochazka	CZE	TEAM OKKART	CZE	26AS0252 26AT02581	Sodi /TM/VEGA	7	50.415	0.301	7	
6	442	Ondrej Píkl	CZE	KartingPlanet s.r.o	CZE	26AS0435 26AT02781	Sodi /TM/VEGA	11	50.418	0.304	11	
7	444	Kevin Wagner	DEU	TB Racing Team	DEU	11828 38262	Sodi /TM/VEGA	9	50.447	0.333	9	
8	458	Radek Vavra	CZE	TB Racing Team	DEU	26AS0260 38262	Sodi /TM /VEGA	9	50.469	0.355	9	
9	406	Manuel Kastl	DEU	CS Competition	BEL	61705 917665	Sodi /TM/VEGA	11	50.496	0.382	11	
10	412	Iliyan Yankov	BGR	Formula K SRP Factory Team	DEU	BG-26/E-INT 009 48701	IPK /TM/VEGA	7	50.512	0.398	7	
11	414	Eric Wess	DEU	Christian Wess	DEU	44964 65002	Birelart /TM/VEGA	5	50.705	0.591	5	
12	481	Jannik Rimmert	DEU	VDB Kart Racing	DEU	19994 66002	Birelart /TM/VEGA	7	50.827	0.713	7	
13	434	Marcel Ernst	DEU	Doerr Motorsport	DEU	34772 65122	KR /IAME/VEGA	8	50.838	0.724	7	
14	468	Rick Hartmann	DEU	MSC Langenfeld MP Karttracing	NLD	67247 13058022	Henza Kart /TM/VEGA	7	50.877	0.763	7	
15	452	Erik Mueller	DEU	Mach1 Motorsport	DEU	17884 66429	Mach1 /TM/VEGA	9	50.924	0.810	9	
16	447	Matyas Pursi	CZE	IPK VMS Racing	CZE	26AS0309 26AT00171	Birel Art /TM/VEGA	12	51.015	0.901	12	
17	470	Maximilian Preradovic	DEU	Solgat Motorsport	DEU	52050 66799	Birelart /TM/VEGA	8	51.053	0.939	8	
18	407	Emanuel Mai	DEU	Solgat Motorsport	DEU	16484 66799	Birelart /TM/VEGA	5	51.062	0.948	5	
19	410	Christoffer Sachse	DNK	MP Karttracing	NLD	72890 13058022	Henza Kart /TM/VEGA	7	51.517	1.403	6	
20	499	Karl Leesmaa	EST	Formula K SRP Factory Team	DEU	34333 48701	IPK /TM/VEGA	8	51.582	1.468	8	
21	491	Kevin Rosenbaeck	SWE	Kevin Rosenbaeck	SWE	95612 95612	Intrepid /TM/VEGA	10	51.635	1.521	10	
22	484	Max Hezel	DEU	CV Performance Group X JP Motorsport	DEU	65055 38321	KR /IAME/VEGA	5	51.668	1.554	5	
23	415	Viggo Rasmussen	DEU	Kartshop Ampfing	DEU	69185 66030	Birelart /TM/VEGA	11	52.076	1.962	11	

 Timekeeper  
M.Riehmers



 Race Director  
K.Meinhardt

Page 1/1

These results are provisional until the conclusion of any judicial and technical matters!

K-15652/25

Printed: 30.05.2026 / 09:11

**ADAC Kartrennen Cheb**
**KZ2 Cup**
**Free Practice Series 1**
**Cheb 1,202 Km**
**30.05.2026 09:00**
**Practice (10:00 Time) started at 9:00:06**

Lap	Time of Day	Lap Tm	Diff	S1 Tm	S2 Tm	S3 Tm
<b>(433) Pavel Vimmer</b>						
1	9:01:31.010	<b>1:13.497</b>	+23.383	26.862	23.037	23.598
2	9:02:32.078	<b>1:01.068</b>	+10.954	18.817	19.877	22.374
3	9:03:30.642	<b>58.564</b>	+8.450	18.731	18.939	20.894
4	9:06:02.668	<b>2:32.026</b>	+1.41.912	17.354	17.905	1:56.767
5	9:07:02.351	<b>59.683</b>	+9.569	22.321	17.982	19.380
6	9:07:53.272	<b>50.921</b>	+0.807	15.616	16.702	18.603
7	9:08:43.633	<b>50.361</b>	+0.247	15.402	16.523	18.436
8	9:09:33.836	<b>50.203</b>	+0.089	15.349	16.443	<b>18.411</b>
9	9:10:23.950	<b>50.114</b>		<b>15.256</b>	<b>16.425</b>	18.433

Lap	Time of Day	Lap Tm	Diff	S1 Tm	S2 Tm	S3 Tm
<b>(451) Tomas Kuzela</b>						
1	9:02:29.563	<b>1:13.926</b>	+23.741	24.933	21.101	27.892
2	9:03:32.270	<b>1:02.707</b>	+12.522	21.707	19.653	21.347
3	9:04:28.516	<b>56.246</b>	+6.061	17.445	18.204	20.597
4	9:07:01.941	<b>2:33.425</b>	+1.43.240	17.898	17.253	1:58.274
5	9:08:08.855	<b>1:06.914</b>	+16.729	25.981	19.342	21.591
6	9:09:00.574	<b>51.719</b>	+1.534	15.915	16.906	18.898
7	9:09:51.157	<b>50.583</b>	+0.398	15.451	16.629	18.503
8	9:10:41.342	<b>50.185</b>		<b>15.293</b>	<b>16.441</b>	<b>18.451</b>

Lap	Time of Day	Lap Tm	Diff	S1 Tm	S2 Tm	S3 Tm
<b>(422) Carl Luthardt</b>						
1	9:01:26.982	<b>1:17.021</b>	+26.802	30.711	22.437	23.873
2	9:02:27.337	<b>1:00.355</b>	+10.136	19.321	19.108	21.926
3	9:05:09.374	<b>2:42.037</b>	+1.51.818	17.211	18.356	2:06.470
4	9:06:29.382	<b>1:20.008</b>	+29.789	28.412	23.072	28.524
5	9:07:24.926	<b>55.544</b>	+5.325	16.527	18.810	20.207
6	9:08:15.817	<b>50.891</b>	+0.672	15.622	16.633	18.636
7	9:09:06.597	<b>50.780</b>	+0.561	15.533	16.587	18.660
8	9:09:56.965	<b>50.368</b>	+0.149	15.368	16.473	18.527
9	9:10:47.184	<b>50.219</b>		<b>15.264</b>	<b>16.469</b>	<b>18.486</b>

Lap	Time of Day	Lap Tm	Diff	S1 Tm	S2 Tm	S3 Tm
<b>(413) Niko Bognar</b>						
1	9:01:31.491	<b>1:13.261</b>	+22.955	27.223	22.658	23.380
2	9:02:31.218	<b>59.727</b>	+9.421	18.944	19.493	21.290
3	9:05:20.241	<b>2:49.023</b>	+1.58.717	16.889	17.459	2:14.675
4	9:06:22.927	<b>1:02.686</b>	+12.380	22.421	19.715	20.550
5	9:07:16.652	<b>53.725</b>	+3.419	16.932	17.670	19.123
6	9:08:07.700	<b>51.048</b>	+0.742	15.792	16.570	18.686
7	9:08:58.682	<b>50.982</b>	+0.676	15.649	16.732	18.601
8	9:09:52.372	<b>53.690</b>	+3.384	16.331	18.514	18.845
9	9:10:42.678	<b>50.306</b>		<b>15.419</b>	<b>16.424</b>	<b>18.463</b>

Lap	Time of Day	Lap Tm	Diff	S1 Tm	S2 Tm	S3 Tm
<b>(436) Vaclav Prochazka</b>						
1	9:04:45.318	<b>1:14.175</b>	+23.760	30.755	21.506	21.914
2	9:05:46.594	<b>1:01.276</b>	+10.861	18.384	19.383	23.509
3	9:06:45.020	<b>58.426</b>	+8.011	17.848	17.692	22.886
4	9:07:37.722	<b>52.702</b>	+2.287	16.458	17.882	18.862
5	9:08:38.091	<b>1:00.369</b>	+9.954	16.047	25.288	19.034
6	9:09:28.664	<b>50.573</b>	+0.158	15.492	16.557	<b>18.524</b>
7	9:10:19.079	<b>50.415</b>		<b>15.341</b>	<b>16.534</b>	18.540

Lap	Time of Day	Lap Tm	Diff	S1 Tm	S2 Tm	S3 Tm
<b>(442) Ondrej Píkl</b>						
1	9:01:35.099	<b>1:15.264</b>	+24.846	27.702	22.881	24.681
2	9:02:36.461	<b>1:01.362</b>	+10.944	19.935	19.487	21.940
3	9:03:35.642	<b>59.181</b>	+8.763	18.130	19.036	22.015
4	9:04:29.807	<b>54.165</b>	+3.747	16.920	17.823	19.422
5	9:05:21.559	<b>51.752</b>	+1.334	16.102	16.873	18.777
6	9:06:15.726	<b>54.167</b>	+3.749	16.369	18.594	19.204
7	9:07:08.110	<b>52.384</b>	+1.966	16.192	17.050	19.142
8	9:07:58.826	<b>50.716</b>	+0.298	15.489	<b>16.553</b>	18.674
9	9:08:49.815	<b>50.989</b>	+0.571	15.657	16.816	18.516
10	9:09:40.397	<b>50.582</b>	+0.164	15.448	16.607	18.527
11	9:10:30.815	<b>50.418</b>		<b>15.394</b>	16.573	<b>18.451</b>

Lap	Time of Day	Lap Tm	Diff	S1 Tm	S2 Tm	S3 Tm
<b>(444) Kevin Wagner</b>						
1	9:01:29.799	<b>1:13.207</b>	+22.760	26.833	22.496	23.878
2	9:02:31.549	<b>1:01.750</b>	+11.303	19.293	19.811	22.646
3	9:03:30.475	<b>58.926</b>	+8.479	18.998	18.792	21.136
4	9:06:08.486	<b>2:38.011</b>	+1.47.564	17.315	17.964	2:02.732
5	9:07:17.968	<b>1:09.482</b>	+19.035	25.728	20.198	23.556
6	9:08:12.124	<b>54.156</b>	+3.709	17.118	17.560	19.478
7	9:09:03.334	<b>51.210</b>	+0.763	15.800	16.606	18.804

Lap	Time of Day	Lap Tm	Diff	S1 Tm	S2 Tm	S3 Tm
8	9:09:54.104	<b>50.770</b>	+0.323	15.556	16.544	18.670
9	9:10:44.551	<b>50.447</b>		<b>15.484</b>	<b>16.425</b>	<b>18.538</b>

Lap	Time of Day	Lap Tm	Diff	S1 Tm	S2 Tm	S3 Tm
<b>(458) Radek Vavra</b>						
1	9:01:27.057	<b>1:11.204</b>	+20.735	26.410	22.414	22.380
2	9:02:23.244	<b>56.187</b>	+5.718	17.969	18.213	20.005
3	9:03:16.634	<b>53.390</b>	+2.921	16.682	17.394	19.314
4	9:06:04.375	<b>2:47.741</b>	+1:57.272	16.348	17.272	2:14.121
5	9:07:06.525	<b>1:02.150</b>	+11.681	22.163	19.354	20.633
6	9:07:58.356	<b>51.831</b>	+1.362	16.056	17.020	18.755
7	9:08:50.659	<b>52.303</b>	+1.834	16.304	17.078	18.921
8	9:09:41.662	<b>51.003</b>	+0.534	15.568	16.776	18.659
9	9:10:32.131	<b>50.469</b>		<b>15.332</b>	<b>16.611</b>	<b>18.526</b>

Lap	Time of Day	Lap Tm	Diff	S1 Tm	S2 Tm	S3 Tm
<b>(406) Manuel Kastl</b>						
1	9:01:43.346	<b>1:18.336</b>	+27.840	24.827	25.387	28.122
2	9:02:49.885	<b>1:06.539</b>	+16.043	20.587	21.516	24.436
3	9:03:50.555	<b>1:00.670</b>	+10.174	19.147	19.482	22.041
4	9:04:49.025	<b>58.470</b>	+7.974	18.175	18.640	21.655
5	9:05:45.440	<b>56.415</b>	+5.919	17.599	18.328	20.488
6	9:06:39.211	<b>53.771</b>	+3.275	16.734	17.473	19.564
7	9:07:30.874	<b>51.663</b>	+1.167	15.914	16.845	18.904
8	9:08:23.231	<b>52.357</b>	+1.861	16.616	16.877	18.864
9	9:09:14.282	<b>51.051</b>	+0.555	15.665	16.652	18.734
10	9:10:04.912	<b>50.630</b>	+0.134	15.474	16.627	<b>18.529</b>
11	9:10:55.408	<b>50.496</b>		<b>15.324</b>	<b>16.572</b>	18.600

Lap	Time of Day	Lap Tm	Diff	S1 Tm	S2 Tm	S3 Tm
<b>(412) Iliyan Yankov</b>						
1	9:05:13.808	<b>1:07.967</b>	+17.455	24.788	19.727	23.452
2	9:06:11.837	<b>58.029</b>	+7.517	20.327	17.857	19.845
3	9:07:07.420	<b>55.583</b>	+5.071	19.085	17.409	19.089
4	9:07:58.547	<b>51.127</b>	+0.615	15.697	16.773	18.657
5	9:08:55.148	<b>56.601</b>	+6.089	15.818	18.751	22.032
6	9:09:45.893	<b>50.745</b>	+0.233	15.473	16.581	18.691
7	9:10:36.405	<b>50.512</b>		<b>15.414</b>	<b>16.494</b>	<b>18.604</b>

Lap	Time of Day	Lap Tm	Diff	S1 Tm	S2 Tm	S3 Tm
<b>(414) Eric Wess</b>						
1	9:06:21.684	<b>1:00.871</b>	+10.166	22.042	18.762	20.067
2	9:07:14.156	<b>52.472</b>	+1.767	16.184	17.196	19.092
3	9:08:05.436	<b>51.280</b>	+0.575	15.671	16.796	18.813
4	9:08:56.580	<b>51.144</b>	+0.439	15.557	16.715	18.872
5	9:09:47.285	<b>50.705</b>		15.500	<b>16.645</b>	<b>18.560</b>

Lap	Time of Day	Lap Tm	Diff	S1 Tm	S2 Tm	S3 Tm
<b>(481) Jannik Remmert</b>						
1	9:05:15.161	<b>1:04.779</b>	+13.952	24.406	19.381	20.992
2	9:06:11.979	<b>56.818</b>	+5.991	19.415	17.673	19.730
3	9:07:08.913	<b>56.934</b>	+6.107	19.233	17.283	20.418
4	9:08:01.449	<b>52.536</b>	+1.709	15.693	16.717	20.126
5	9:08:56.064	<b>54.615</b>	+3.788	15.741	17.371	21.503
6	9:09:46.897	<b>50.833</b>	+0.006	15.457	16.635	18.741
7	9:10:37.724	<b>50.827</b>		15.615	<b>16.601</b>	<b>18.611</b>

Lap	Time of Day	Lap Tm	Diff	S1 Tm	S2 Tm	S3 Tm
<b>(434) Marcel Ernst</b>						
1	9:01:31.805	<b>1:11.046</b>	+20.208	25.158	22.678	23.210
2	9:02:30.873	<b>59.068</b>	+8.230	18.307	19.425	21.336
3	9:05:46.950	<b>3:16.077</b>	+2:25.239	16.755	17.404	2:41.918
4	9:06:49.749	<b>1:02.799</b>	+11.961			

# ADAC Kartrennen Cheb

## KZ2 Cup

Cheb 1,202 Km

### Free Practice Series 1

30.05.2026 09:00

Practice (10:00 Time) started at 9:00:06

Lap	Time of Day	Lap Tm	Diff	S1 Tm	S2 Tm	S3 Tm	Lap	Time of Day	Lap Tm	Diff	S1 Tm	S2 Tm	S3 Tm
3	9:04:37.553	<b>52.902</b>	+1.978	16.588	17.092	19.222	4	9:06:39.356	<b>52.024</b>	+0.356	<b>15.985</b>	17.062	18.977
4	9:05:29.835	<b>52.282</b>	+1.358	15.952	17.018	19.312	5	9:07:31.024	<b>51.668</b>		16.026	<b>16.876</b>	<b>18.766</b>
5	9:06:23.045	<b>53.210</b>	+2.286	16.063	17.183	19.964	<b>(415) Viggo Rasmussen</b>						
6	9:07:15.131	<b>52.086</b>	+1.162	16.128	16.865	19.093	1	9:01:28.429	<b>1:14.551</b>	+22.475	27.228	22.958	24.365
7	9:08:06.592	<b>51.461</b>	+0.537	15.707	16.827	18.927	2	9:02:27.988	<b>59.559</b>	+7.483	19.167	19.105	21.287
8	9:08:57.901	<b>51.309</b>	+0.385	15.703	16.795	18.811	3	9:03:24.518	<b>56.530</b>	+4.454	17.159	18.355	21.016
9	9:09:48.825	<b>50.924</b>		<b>15.517</b>	<b>16.660</b>	<b>18.747</b>	4	9:04:20.574	<b>56.056</b>	+3.980	17.224	18.026	20.806
<b>(447) Matyas Pursi</b>							5	9:05:15.844	<b>55.270</b>	+3.194	16.783	17.631	20.856
1	9:01:18.062	<b>1:03.567</b>	+12.552	22.741	20.100	20.726	6	9:06:11.531	<b>55.687</b>	+3.611	17.830	17.711	20.146
2	9:02:13.731	<b>55.669</b>	+4.654	17.965	18.057	19.647	7	9:07:05.154	<b>53.623</b>	+1.547	16.547	17.342	19.734
3	9:03:07.283	<b>53.552</b>	+2.537	16.502	17.592	19.458	8	9:07:58.199	<b>53.045</b>	+0.969	16.298	17.295	19.452
4	9:04:00.376	<b>53.093</b>	+2.078	16.350	17.315	19.428	9	9:08:51.277	<b>53.078</b>	+1.002	16.624	17.391	<b>19.063</b>
5	9:04:53.081	<b>52.705</b>	+1.690	16.145	17.407	19.153	10	9:09:43.556	<b>52.279</b>	+0.203	<b>16.005</b>	16.970	19.304
6	9:05:45.585	<b>52.504</b>	+1.489	16.060	17.112	19.332	11	9:10:35.632	<b>52.076</b>		16.043	<b>16.895</b>	19.138
7	9:06:38.007	<b>52.422</b>	+1.407	16.176	17.281	18.965	<b>(470) Maximilian Preradovic</b>						
8	9:07:29.730	<b>51.723</b>	+0.708	15.778	17.078	18.867	1	9:01:27.239	<b>1:11.879</b>	+20.826	26.022	22.892	22.965
9	9:08:21.349	<b>51.619</b>	+0.604	15.773	16.898	18.948	2	9:04:51.592	<b>3:24.353</b>	+2.33.300	18.606	18.234	2.47.513
10	9:09:12.825	<b>51.476</b>	+0.461	15.750	16.804	18.922	3	9:05:57.185	<b>1:05.593</b>	+14.540	25.032	19.782	20.779
11	9:10:04.221	<b>51.396</b>	+0.381	15.633	16.882	18.881	4	9:06:50.694	<b>53.509</b>	+2.456	17.047	17.194	19.268
12	9:10:55.236	<b>51.015</b>		<b>15.554</b>	<b>16.752</b>	<b>18.709</b>	5	9:07:42.854	<b>52.160</b>	+1.107	15.953	16.910	19.297
<b>(407) Emanuel Mai</b>							6	9:08:34.291	<b>51.437</b>	+0.384	15.733	16.704	19.000
1	9:02:57.905	<b>2:46.346</b>	+1.55.284	22.286	20.131	2.03.929	7	9:09:25.815	<b>51.524</b>	+0.471	15.696	16.717	19.111
2	9:07:26.420	<b>4:28.515</b>	+3.37.453	20.749	18.846	3.48.920	8	9:10:16.868	<b>51.053</b>		<b>15.565</b>	<b>16.553</b>	<b>18.935</b>
3	9:08:28.120	<b>1:01.700</b>	+10.638	23.991	17.956	19.753	<b>(410) Christoffer Sachse</b>						
4	9:09:20.277	<b>52.157</b>	+1.095	15.976	17.024	19.157	1	9:05:18.924	<b>1:04.263</b>	+12.746	24.135	19.447	20.681
5	9:10:11.339	<b>51.062</b>		<b>15.678</b>	<b>16.638</b>	<b>18.746</b>	2	9:06:16.505	<b>57.581</b>	+6.064	19.648	18.727	19.206
<b>(499) Karl Leesmaa</b>							3	9:07:09.392	<b>52.887</b>	+1.370	16.363	17.302	19.222
1	9:01:35.452	<b>1:11.431</b>	+19.849	24.465	22.537	24.429	4	9:08:01.264	<b>51.872</b>	+0.355	<b>15.810</b>	16.993	19.069
2	9:02:37.047	<b>1:01.595</b>	+10.013	20.279	19.769	21.547	5	9:08:54.206	<b>52.942</b>	+1.425	16.118	17.306	19.518
3	9:05:58.366	<b>3:21.319</b>	+2.29.737	18.255	18.826	2.44.238	6	9:09:45.723	<b>51.517</b>		15.824	<b>16.873</b>	18.820
4	9:07:01.092	<b>1:02.726</b>	+11.144	23.005	18.631	21.090	7	9:10:37.561	<b>51.838</b>	+0.321	15.849	17.217	<b>18.772</b>
5	9:07:53.809	<b>52.717</b>	+1.135	16.203	17.030	19.484	<b>(491) Kevin Rosenbaeck</b>						
6	9:08:46.384	<b>52.575</b>	+0.993	16.140	17.002	19.433	1	9:01:43.740	<b>1:16.570</b>	+24.935	24.117	24.231	28.222
7	9:09:38.746	<b>52.362</b>	+0.780	16.222	16.921	19.219	2	9:02:50.202	<b>1:06.462</b>	+14.827	20.748	21.246	24.468
8	9:10:30.328	<b>51.582</b>		<b>15.703</b>	<b>16.822</b>	<b>19.057</b>	3	9:03:50.876	<b>1:00.674</b>	+9.039	19.411	19.180	22.083
<b>(484) Max Hezel</b>							4	9:04:49.386	<b>58.510</b>	+6.875	18.425	18.473	21.612
1	9:01:17.784	<b>1:04.473</b>	+12.805	24.195	19.427	20.851	5	9:05:49.364	<b>59.978</b>	+8.343	18.232	21.294	20.452
2	9:04:47.848	<b>3:30.064</b>	+2.38.396	19.443	18.530	2.52.091	6	9:06:43.049	<b>53.685</b>	+2.050	16.764	17.324	19.597
3	9:05:47.332	<b>59.484</b>	+7.816	22.469	17.746	19.269	7	9:07:36.041	<b>52.992</b>	+1.357	16.154	17.115	19.723
							8	9:08:28.884	<b>52.843</b>	+1.208	16.429	17.075	19.339
							9	9:09:21.117	<b>52.233</b>	+0.598	16.093	17.027	19.113
							10	9:10:12.752	<b>51.635</b>		<b>15.758</b>	<b>16.840</b>	<b>19.037</b>

# ADAC Kartrennen Cheb

# KZ2 Cup / Free Practice Series 2

Track: Cheb - 1.202 km  
 Session Started: 9:20:05  
 Best Lap by: 464 - Marc Gerstenkorn - 49.783

Rank	#	Driver	Nat	Sponsor Competitor	Nat	Driver-License Com-Licence	Equipment	laps	Best Lap	Diff	In Lap	Penalty
1	464	Marc Gerstenkorn	CHE	Mach1 Motorsport	DEU	375 66429	Mach1 /TM/VEGA	9	49.783		9	
2	485	Oliver Staedtler	DEU	Formula K SRP Factory Team	DEU	65210 48701	IPK /TM/VEGA	9	50.129	0.346	8	
3	411	Mark Zvarich	THA	TB Racing Team	DEU	29 38262	Sodi /TM/VEGA	9	50.144	0.361	9	
4	432	Kevin Lantinga	NLD	TB Racing Team	DEU	42585 38262	Sodi /TM/VEGA	8	50.169	0.386	8	
5	423	Oskar Steinbach	DEU	Kartshop Ampfing	DEU	10217 66030	Birelart /TM/VEGA	6	50.304	0.521	6	
6	416	Jayden Gushiken	DEU	Formula K SRP Factory Team	DEU	48497 48701	IPK /TM /VEGA	9	50.325	0.542	9	
7	409	Luis Esser	DEU	Mach1 Motorsport	DEU	11661 66429	Mach1 /TM/VEGA	6	50.341	0.558	6	
8	420	Quinten van Leeuwen	NLD	MP Kartacing	NLD	48150 13058022	Henza Kart /TM/VEGA	6	50.395	0.612	6	
9	477	Derk van Silfhout	NLD	Derk van Silfhout	NLD	44638 44638	Birelart /TM/VEGA	6	50.441	0.658	6	
10	495	Adrian Martinz	AUT	TB Racing Team	DEU	JK2072 38262	Sodi /TM/VEGA	9	50.456	0.673	9	
11	480	Milan van Winden	NLD	MP Kartacing	NLD	48897 13058022	Henza Kart /TM/VEGA	7	50.508	0.725	5	
12	466	Valentin Knoedel	DEU	Formula K SRP Factory Team	DEU	48527 48701	IPK /TM/VEGA	9	50.512	0.729	9	
13	425	Sascha Dreher	DEU	Mach1 Motorsport	DEU	41859 66429	Mach1 /TM/VEGA	9	50.515	0.732	9	
14	462	Matej Kacovsky	CZE	SPIRIT RACING s.r.o	CZE	26AS1717 26AT00681	Birelart /TM/VEGA	6	50.537	0.754	6	
15	454	Martin Antos	CZE	SPIRIT RACING s.r.o.	CZE	26AS0350 26AT00681	Birelart /TM/VEGA	7	50.584	0.801	7	
16	469	Julian Bub	DEU	Doerr Motorsport	DEU	48217 65122	KR /IAME/VEGA	8	50.651	0.868	8	
17	417	Khalil Sodah	LTU	Mach1 Motorsport	DEU	2026-ITE/25 66429	Mach1 /TM/VEGA	9	50.841	1.058	9	
18	474	Jason Duijvestijn	NLD	CS Competition	BEL	44454 917665	Sodi //VEGA	10	50.962	1.179	10	
19	443	Lukas Lehnert	CZE	MS KART RACING TEAM	CZE	26AS0408 26AT00621	MS Kart /TM/VEGA	7	51.098	1.315	7	
20	437	Lucie Zimmelova	CZE	MS KART RACING TEAM	CZE	26AS0118 26AT00621	MS Kart /TM/VEGA	7	51.162	1.379	4	
21	498	Ondrej Duba	CZE	SPIRIT RACING s.r.o.	CZE	26AS0683 26AT00681	Birelart /TM/VEGA	9	51.259	1.476	5	
22	424	Noah Kaltenbach	DEU	Solgat Motorsport	DEU	41550 66799	Birelart /TM/VEGA	9	51.436	1.653	8	
23	450	Barry Gregory	FRA	Formula K SRP Factory Team	DEU	114024 48701	IPK /TM /VEGA	7	51.587	1.804	6	

Timekeeper  
M.Riehmers

Race Director  
K.Meinhardt

# ADAC Kartennen Cheb

**KZ2 Cup** **Cheb 1,202 Km**  
**Free Practice Series 2** **30.05.2026 09:20**  
**Practice (10:00 Time) started at 9:20:05**

Lap	Time of Day	Lap Tm	Diff	S1 Tm	S2 Tm	S3 Tm
<b>(464) Marc Gerstenkorn</b>						
1	9:21:08.088	59.315	+9.532	19.784	18.462	21.069
2	9:22:05.137	57.049	+7.266	17.615	18.351	21.083
3	9:23:01.544	56.407	+6.624	17.609	18.118	20.680
4	9:26:04.472	3:02.928	+2:13.145	16.442	17.287	2:29.199
5	9:27:10.414	1:05.942	+16.159	25.581	18.055	22.306
6	9:28:05.099	54.685	+4.902	17.992	18.088	18.605
7	9:28:55.846	50.747	+0.964	15.450	16.712	18.585
8	9:29:45.686	49.840	+0.057	15.238	16.381	18.221
9	9:30:35.469	49.783		15.227	16.296	18.260

<b>(485) Oliver Staedtler</b>						
1	9:21:25.971	1:10.532	+20.403	25.043	21.579	23.910
2	9:22:26.837	1:00.866	+10.737	19.131	19.474	22.261
3	9:23:23.024	56.187	+6.058	17.693	17.764	20.730
4	9:25:59.067	2:36.043	+1:45.914	16.418	17.126	2:02.499
5	9:27:06.462	1:07.395	+17.266	24.965	20.742	21.688
6	9:27:59.627	53.165	+3.036	16.720	17.203	19.242
7	9:28:50.318	50.691	+0.562	15.654	16.486	18.551
8	9:29:40.447	50.129		15.380	16.366	18.383
9	9:30:31.003	50.556	+0.427	15.492	16.556	18.508

<b>(411) Mark Zvarich</b>						
1	9:21:24.903	1:13.152	+23.008	25.657	22.040	25.455
2	9:22:25.233	1:00.330	+10.186	18.809	19.036	22.485
3	9:23:21.789	56.556	+6.412	18.094	17.717	20.745
4	9:26:06.813	2:45.024	+1:54.880	16.724	17.053	2:11.247
5	9:27:10.287	1:03.474	+13.330	24.057	18.341	21.076
6	9:28:03.353	53.066	+2.922	16.076	16.853	20.137
7	9:28:53.700	50.347	+0.203	15.499	16.412	18.436
8	9:29:44.650	50.950	+0.806	15.600	16.587	18.763
9	9:30:34.794	50.144		15.243	16.451	18.450

<b>(432) Kevin Lantinga</b>						
1	9:21:21.552	1:08.806	+18.637	24.038	21.222	23.546
2	9:22:22.765	1:01.213	+11.044	18.980	19.734	22.499
3	9:23:18.991	56.226	+6.057	17.807	18.178	20.241
4	9:25:58.595	2:39.604	+1:49.435	16.459	17.122	2:06.023
5	9:27:06.624	1:08.029	+17.860	24.709	21.622	21.698
6	9:27:59.837	53.213	+3.044	16.658	17.261	19.294
7	9:28:50.543	50.706	+0.537	15.606	16.548	18.552
8	9:29:40.712	50.169		15.377	16.406	18.386

<b>(423) Oskar Steinbach</b>						
1	9:25:52.044	1:18.584	+28.280	29.876	22.644	26.064
2	9:26:54.554	1:02.510	+12.206	20.096	21.741	20.673
3	9:27:46.018	51.464	+1.160	15.733	16.771	18.960
4	9:28:36.891	50.873	+0.569	15.566	16.617	18.690
5	9:29:27.316	50.425	+0.121	15.408	16.497	18.520
6	9:30:17.620	50.304		15.311	16.505	18.488

<b>(416) Jayden Gushiken</b>						
1	9:21:28.853	1:14.028	+23.703	26.253	23.741	24.034
2	9:22:28.667	59.814	+9.489	18.536	19.412	21.866
3	9:23:26.561	57.894	+7.569	18.460	18.474	20.960
4	9:26:07.649	2:41.088	+1:50.763	16.471	17.436	2:07.181
5	9:27:12.297	1:04.648	+14.323	25.221	18.765	20.662
6	9:28:06.124	53.827	+3.502	17.404	17.336	19.087
7	9:28:57.363	51.239	+0.914	15.646	16.779	18.814
8	9:29:48.213	50.850	+0.525	15.469	16.725	18.656
9	9:30:38.538	50.325		15.317	16.416	18.692

<b>(409) Luis Esser</b>						
1	9:26:00.308	1:07.662	+17.321	25.163	20.267	22.232
2	9:26:53.614	53.306	+2.965	16.268	17.549	19.489
3	9:27:44.600	50.986	+0.645	15.641	16.683	18.762
4	9:28:35.279	50.679	+0.338	15.460	16.607	18.612
5	9:29:25.785	50.506	+0.165	15.391	16.534	18.581
6	9:30:16.126	50.341		15.350	16.511	18.480

<b>(420) Quinten van Leeuwen</b>						
1	9:25:21.504	1:03.726	+13.331	22.577	18.940	22.209
2	9:26:28.369	1:06.865	+16.470	18.441	25.211	23.213

<b>(477) Derk van Sijfhout</b>						
3	9:27:20.071	51.702	+1.307	15.878	16.900	18.924
4	9:28:11.169	51.098	+0.703	15.553	16.835	18.710
5	9:29:01.825	50.656	+0.261	15.437	16.606	18.613
6	9:29:52.220	50.395		15.325	16.549	18.521

<b>(495) Adrian Martinz</b>						
1	9:25:52.427	1:13.799	+23.358	28.222	21.417	24.160
2	9:26:51.749	59.322	+8.881	20.069	19.515	19.738
3	9:27:46.414	54.665	+4.224	16.801	18.329	19.535
4	9:28:37.596	51.182	+0.741	15.724	16.800	18.658
5	9:29:28.305	50.709	+0.268	15.582	16.577	18.550
6	9:30:18.746	50.441		15.460	16.526	18.455

<b>(480) Milan van Winden</b>						
1	9:25:29.473	1:10.147	+19.639	26.325	20.878	22.944
2	9:26:27.752	58.279	+7.771	18.026	19.311	20.942
3	9:27:19.660	51.908	+1.400	15.879	16.795	19.234
4	9:28:10.449	50.789	+0.281	15.577	16.661	18.551
5	9:29:00.957	50.508		15.387	16.670	18.461
6	9:29:51.675	50.718	+0.210	15.336	16.823	18.559
7	9:30:43.556	51.881	+1.373	15.749	17.177	18.955

<b>(466) Valentin Knoedel</b>						
1	9:21:27.277	1:11.063	+20.551	26.098	22.181	22.784
2	9:22:27.315	1:00.038	+9.526	18.823	19.591	21.624
3	9:25:04.211	2:36.896	+1:46.384	18.144	18.159	2:00.593
4	9:26:11.537	1:07.326	+16.814	25.758	21.197	20.371
5	9:27:06.739	55.202	+4.690	16.520	17.978	20.704
6	9:28:00.073	53.334	+2.822	16.705	17.620	19.009
7	9:28:51.046	50.973	+0.461	15.695	16.745	18.533
8	9:29:41.648	50.602	+0.090	15.515	16.590	18.497
9	9:30:32.160	50.512		15.377	16.578	18.557

<b>(425) Sascha Dreher</b>						
1	9:21:26.122	1:09.163	+18.648	24.784	21.314	23.065
2	9:22:26.994	1:00.872	+10.357	19.208	19.377	22.287
3	9:25:20.364	2:53.370	+2:02.855	17.700	17.718	2:17.952
4	9:26:19.576	59.212	+8.697	20.901	18.928	19.383
5	9:27:12.024	52.448	+1.933	15.895	17.097	19.456
6	9:28:03.419	51.395	+0.880	15.790	16.743	18.862
7	9:28:54.308	50.889	+0.374	15.698	16.657	18.534
8	9:29:44.850	50.542	+0.027	15.327	16.565	18.650
9	9:30:35.365	50.515		15.290	16.502	18.723

<b>(462) Matej Kacovsky</b>						
1	9:25:31.407	1:10.974	+20.437	27.836	21.380	21.758
2	9:26:28.689	57.282	+6.745	16.911	18.743	21.628
3	9:27:20.432	51.743	+1.206	15.889	16.963	18.891
4	9:28:11.567	51.135	+0.598	15.555	16.798	18.782
5	9:29:02.275	50.708	+0.171	15.444	16.623	18.641
6	9:29:52.812	50.537		15.412	16.590	18.535

<b>(454) Martin Antos</b>						
1	9:25:20.794	1:10.996	+20.412	27.928	20.781	22.287
2	9:26:15.845	55.051	+4.467	17.754	17.903	19.394
3	9:27:10.539	54.694	+4.110	16.381	17.331	20.982
4	9:28:02.593	52.054	+1.470	16.004	16.852	19.198
5	9:28:53.472	50.879	+0.295	15.588	16.618	18.673
6	9:29:46.646	53.174	+2.590	15.668	18.705	18.801
7	9:30:37.230	50.584		15.400	16.568	18.616

<b>(469) Julian Bub</b>						
1	9:21:19.044	1:07.962	+17.311	23.332	22.100	22.530

# ADAC Kartrennen Cheb

## KZ2 Cup

Cheb 1,202 Km

### Free Practice Series 2

30.05.2026 09:20

Practice (10:00 Time) started at 9:20:05

Lap	Time of Day	Lap Tm	Diff	S1 Tm	S2 Tm	S3 Tm	Lap	Time of Day	Lap Tm	Diff	S1 Tm	S2 Tm	S3 Tm
2	9:22:14.484	<b>55.440</b>	+4.789	17.133	18.345	19.962	3	9:26:31.173	<b>1:06.989</b>	+15.402	22.532	20.942	23.515
3	9:26:00.020	<b>3:45.536</b>	+2:54.885	16.281	17.730	3:11.525	4	9:27:23.753	<b>52.580</b>	+0.993	16.423	17.035	19.122
4	9:27:07.489	<b>1:07.469</b>	+16.818	27.053	19.360	21.056	5	9:28:15.392	<b>51.639</b>	+0.052	15.789	16.974	<b>18.876</b>
5	9:28:00.876	<b>53.387</b>	+2.736	16.640	17.777	18.970	6	9:29:06.979	<b>51.587</b>		15.780	16.929	18.878
6	9:28:51.780	<b>50.904</b>	+0.253	15.452	16.676	18.776	7	9:30:57.739	<b>1:50.760</b>	+59.173	<b>15.667</b>	<b>16.745</b>	1:18.348
7	9:29:42.476	<b>50.696</b>	+0.045	<b>15.360</b>	16.679	18.657							
8	9:30:33.127	<b>50.651</b>		15.393	<b>16.607</b>	<b>18.651</b>							

#### (417) Khalil Sodah

1	9:21:29.145	<b>1:13.695</b>	+22.854	25.984	23.761	23.950
2	9:22:28.849	<b>59.704</b>	+8.863	18.518	19.316	21.870
3	9:25:23.319	<b>2:54.470</b>	+2:03.629	17.988	18.231	2:18.251
4	9:26:23.297	<b>59.978</b>	+9.137	20.781	19.242	19.955
5	9:27:15.446	<b>52.149</b>	+1.308	16.005	17.107	19.037
6	9:28:06.768	<b>51.322</b>	+0.481	15.605	16.869	18.848
7	9:28:57.756	<b>50.988</b>	+0.147	15.530	16.742	<b>18.716</b>
8	9:29:48.731	<b>50.975</b>	+0.134	15.466	16.729	18.780
9	9:30:39.572	<b>50.841</b>		<b>15.420</b>	<b>16.646</b>	18.775

#### (474) Jason Duijvestijn

1	9:21:36.675	<b>1:07.417</b>	+16.455	24.677	20.856	21.884
2	9:22:33.809	<b>57.134</b>	+6.172	17.629	18.412	21.093
3	9:23:29.123	<b>55.314</b>	+4.352	17.107	17.794	20.413
4	9:24:23.201	<b>54.078</b>	+3.116	16.654	17.242	20.182
5	9:25:17.468	<b>54.267</b>	+3.305	16.650	18.149	19.468
6	9:26:09.593	<b>52.125</b>	+1.163	15.799	17.246	19.080
7	9:27:03.102	<b>53.509</b>	+2.547	16.440	17.864	19.205
8	9:27:54.488	<b>51.386</b>	+0.424	15.650	16.978	18.758
9	9:28:45.463	<b>50.975</b>	+0.013	15.536	<b>16.823</b>	18.616
10	9:29:36.425	<b>50.962</b>		15.591	16.833	<b>18.538</b>

#### (443) Lukas Lehnert

1	9:25:21.841	<b>1:07.851</b>	+16.753	25.659	20.096	22.096
2	9:26:20.019	<b>58.178</b>	+7.080	18.420	20.186	19.572
3	9:27:12.470	<b>52.451</b>	+1.353	15.950	17.019	19.482
4	9:28:04.757	<b>52.287</b>	+1.189	16.144	17.049	19.094
5	9:28:56.155	<b>51.398</b>	+0.300	15.538	16.827	19.033
6	9:29:47.300	<b>51.145</b>	+0.047	15.553	16.811	<b>18.781</b>
7	9:30:38.398	<b>51.098</b>		<b>15.517</b>	<b>16.635</b>	18.946

#### (437) Lucie Zimmelova

1	9:25:30.247	<b>1:04.098</b>	+12.936	23.867	19.887	20.344
2	9:26:24.768	<b>54.521</b>	+3.359	16.819	18.101	19.601
3	9:27:16.744	<b>51.976</b>	+0.814	15.864	16.903	19.209
4	9:28:07.906	<b>51.162</b>		15.640	<b>16.755</b>	<b>18.767</b>
5	9:28:59.311	<b>51.405</b>	+0.243	15.653	16.770	18.982
6	9:29:50.752	<b>51.441</b>	+0.279	<b>15.519</b>	16.812	19.110
7	9:30:43.673	<b>52.921</b>	+1.759	16.511	17.176	19.234

#### (498) Ondrej Duba

1	9:22:38.799	<b>59.199</b>	+7.940	21.524	18.061	19.614
2	9:23:30.892	<b>52.093</b>	+0.834	16.212	16.956	18.925
3	9:24:22.625	<b>51.733</b>	+0.474	15.948	16.742	19.043
4	9:25:14.957	<b>52.332</b>	+1.073	16.253	17.159	18.920
5	9:26:06.216	<b>51.259</b>		<b>15.721</b>	16.732	18.806
6	9:27:53.311	<b>1:47.095</b>	+55.836	17.308	17.465	1:12.322
7	9:28:48.657	<b>55.346</b>	+4.087	19.006	17.586	<b>18.754</b>
8	9:29:39.922	<b>51.265</b>	+0.006	15.857	16.645	18.763
9	9:30:31.363	<b>51.441</b>	+0.182	15.774	<b>16.587</b>	19.080

#### (424) Noah Kaltenbach

1	9:21:22.572	<b>1:09.520</b>	+18.084	25.245	21.343	22.932
2	9:22:22.940	<b>1:00.368</b>	+8.932	18.471	19.504	22.393
3	9:25:13.904	<b>2:50.964</b>	+1:59.528	16.936	17.506	2:16.522
4	9:26:21.924	<b>1:08.020</b>	+16.584	26.899	20.889	20.232
5	9:27:14.858	<b>52.934</b>	+1.498	16.453	17.125	19.356
6	9:28:07.398	<b>52.540</b>	+1.104	15.858	17.573	19.109
7	9:28:59.104	<b>51.706</b>	+0.270	15.825	16.893	<b>18.988</b>
8	9:29:50.540	<b>51.436</b>		<b>15.556</b>	<b>16.781</b>	19.099
9	9:30:43.520	<b>52.980</b>	+1.544	16.609	17.061	19.310

#### (450) Barry Gregory

1	9:21:20.027	<b>1:06.476</b>	+14.889	24.224	20.577	21.675
2	9:25:24.184	<b>4:04.157</b>	+3:12.570	16.581	18.304	3:29.272



# ADAC Kartrennen Cheb

## KZ2 Cup / Qualifying Practice Series 1

Track: Cheb - 1.202 km

Session Started: 10:45:06

Best Lap by: 433 - Pavel Vimmer - 49.405

Rank	#	Driver	Nat	Sponsor Competitor	Nat	Driver-License Com-Licence	Equipment	laps	Best Lap	Diff	In Lap	Penalty
1	433	Pavel Vimmer	CZE	TB Racing Team	DEU	26AS0709 38262	KR /TM/VEGA	5	49.405		3	
2	406	Manuel Kastl	DEU	CS Competition	BEL	61705 917665	Sodi /TM/VEGA	5	49.708	0.303	3	
3	412	Iliyan Yankov	BGR	Formula K SRP Factory Team	DEU	BG-26/E-INT 009 48701	IPK /TM/VEGA	5	49.752	0.347	3	
4	413	Niko Bognar	DEU	Formula K SRP Factory Team	DEU	65560 48701	IPK /TM/VEGA	4	49.811	0.406	3	
5	422	Carl Luthardt	DEU	Kartshop Ampfing	DEU	37029 66030	Birelart /TM/VEGA	6	49.866	0.461	3	
6	451	Tomas Kuzela	CZE	SKYLARKS Karting Team	CZE	26AS1180 26AT00961	Sodi /TM/VEGA	5	49.928	0.523	4	
7	442	Ondrej Píkl	CZE	KartingPlanet s.r.o	CZE	26AS0435 26AT02781	Sodi /TM/VEGA	6	49.928	0.523	4	
8	414	Eric Wess	DEU	Christian Wess	DEU	44964 65002	Birelart /TM/VEGA	6	49.931	0.526	5	
9	436	Vaclav Prochazka	CZE	TEAM OKKART	CZE	26AS0252 26AT02581	Sodi /TM/VEGA	6	49.973	0.568	3	
10	407	Emanuel Mai	DEU	Solgat Motorsport	DEU	16484 66799	Birelart /TM/VEGA	5	49.993	0.588	5	
11	444	Kevin Wagner	DEU	TB Racing Team	DEU	11828 38262	Sodi /TM/VEGA	5	50.006	0.601	3	
12	458	Radek Vavra	CZE	TB Racing Team	DEU	26AS0260 38262	Sodi /TM /VEGA	5	50.036	0.631	4	
13	447	Matyas Pursl	CZE	IPK VMS Racing	CZE	26AS0309 26AT00171	Birel Art /TM/VEGA	6	50.280	0.875	4	
14	481	Jannik Remmert	DEU	VDB Kart Racing	DEU	19994 66002	Birelart /TM/VEGA	6	50.373	0.968	5	
15	434	Marcel Ernst	DEU	Doerr Motorsport	DEU	34772 65122	KR /IAME/VEGA	5	50.386	0.981	4	
16	468	Rick Hartmann	DEU	MSC Langenfeld MP Kartracing	NLD	67247 13058022	Henza Kart /TM/VEGA	6	50.543	1.138	3	
17	410	Christoffer Sachse	DNK	MP Kartracing	NLD	72890 13058022	Henza Kart /TM/VEGA	5	50.649	1.244	4	
18	484	Max Hezel	DEU	CV Performance Group X JP Motorsport	DEU	65055 38321	KR /IAME/VEGA	6	50.703	1.298	4	
19	452	Erik Mueller	DEU	Mach1 Motorsport	DEU	17884 66429	Mach1 /TM/VEGA	5	50.712	1.307	3	
20	491	Kevin Rosenbaeck	SWE	Kevin Rosenbaeck	SWE	95612 95612	Intrepid /TM/VEGA	6	50.818	1.413	5	
21	470	Maximilian Preradovic	DEU	Solgat Motorsport	DEU	52050 66799	Birelart /TM/VEGA	6	50.820	1.415	5	
22	499	Karl Leesma	EST	Formula K SRP Factory Team	DEU	34333 48701	IPK /TM/VEGA	6	50.951	1.546	6	
23	415	Viggo Rasmussen	DEU	Kartshop Ampfing	DEU	69185 66030	Birelart /TM/VEGA	5	50.960	1.555	3	

Timekeeper  
M.Riehmers

Race Director  
K.Meinhardt

Page 1/1

These results are provisional until the conclusion of any judicial and technical matters!

K-15652/26

Printed: 30.05.2026 / 11:04

## ADAC Kartrennen Cheb

## KZ2 Cup

## Qualifying Practice Series 1

## Qualifying (6:00 Time) started at 10:45:06

Cheb 1,202 Km

30.05.2026 10:45

Lap	Time of Day	Lap Tm	Diff	S1 Tm	S2 Tm	S3 Tm
<b>(433) Pavel Vimmer</b>						
1	10:47:59.161	<b>59.122</b>	+9.717	20.192	18.341	20.589
2	10:48:49.449	<b>50.288</b>	+0.883	15.513	16.391	18.384
3	10:49:38.854	<b>49.405</b>		15.090	<b>16.189</b>	<b>18.126</b>
4	10:50:28.290	<b>49.436</b>	+0.031	<b>15.053</b>	16.194	18.189
5	10:51:19.580	<b>51.290</b>	+1.885	15.145	17.798	18.347

<b>(406) Manuel Kastl</b>						
1	10:48:00.656	<b>58.984</b>	+9.276	19.918	19.403	19.663
2	10:48:51.237	<b>50.581</b>	+0.873	15.657	16.370	18.554
3	10:49:40.945	<b>49.703</b>		15.172	<b>16.274</b>	<b>18.262</b>
4	10:50:30.798	<b>49.853</b>	+0.145	<b>15.151</b>	16.422	18.280
5	10:51:20.918	<b>50.120</b>	+0.412	15.227	16.441	18.452

<b>(412) Iliyan Yankov</b>						
1	10:47:43.759	<b>1:03.389</b>	+13.637	23.123	18.519	21.747
2	10:48:35.556	<b>51.797</b>	+2.045	16.407	16.696	18.694
3	10:49:25.308	<b>49.752</b>		15.210	<b>16.290</b>	<b>18.252</b>
4	10:50:21.629	<b>56.321</b>	+6.569	<b>15.088</b>	16.522	24.711
5	10:51:11.465	<b>49.836</b>	+0.084	15.182	16.322	18.332

<b>(413) Niko Bogнар</b>						
1	10:47:46.673	<b>58.831</b>	+9.020	20.683	18.304	19.844
2	10:48:38.057	<b>51.384</b>	+1.573	16.018	16.786	18.580
3	10:49:27.868	<b>49.811</b>		<b>15.226</b>	<b>16.293</b>	<b>18.292</b>
4	10:50:17.916	<b>50.048</b>	+0.237	15.338	16.302	18.408

<b>(422) Carl Luthardt</b>						
1	10:47:19.876	<b>56.982</b>	+7.116	19.596	17.935	19.451
2	10:48:13.160	<b>53.284</b>	+3.418	15.477	16.611	21.196
3	10:49:03.026	<b>49.866</b>		15.188	<b>16.332</b>	<b>18.346</b>
4	10:49:54.759	<b>51.793</b>	+1.867	15.822	17.426	18.485
5	10:50:44.740	<b>49.981</b>	+0.115	<b>15.179</b>	16.336	18.466
6	10:51:34.791	<b>50.051</b>	+0.185	15.256	16.382	18.413

<b>(451) Tomas Kuzela</b>						
1	10:47:52.216	<b>57.171</b>	+7.243	19.148	17.651	20.372
2	10:48:45.504	<b>53.288</b>	+3.360	15.425	17.976	19.887
3	10:49:35.439	<b>49.935</b>	+0.007	<b>15.144</b>	<b>16.408</b>	<b>18.383</b>
4	10:50:25.367	<b>49.928</b>		15.166	16.421	<b>18.341</b>
5	10:51:20.597	<b>55.230</b>	+5.302	15.769	20.735	18.726

<b>(442) Ondrej Piki</b>						
1	10:47:23.899	<b>57.791</b>	+7.863	19.341	18.890	19.560
2	10:48:16.827	<b>52.928</b>	+3.000	15.628	16.643	20.657
3	10:49:06.871	<b>50.044</b>	+0.116	15.241	<b>16.389</b>	18.414
4	10:49:56.799	<b>49.928</b>		<b>15.130</b>	16.421	18.377
5	10:50:51.824	<b>55.025</b>	+5.097	18.002	18.034	19.989
6	10:51:41.875	<b>50.051</b>	+0.123	15.151	16.532	<b>18.368</b>

<b>(414) Eric Wess</b>						
1	10:47:16.818	<b>55.341</b>	+5.410	18.538	17.482	19.321
2	10:48:08.048	<b>51.230</b>	+1.299	15.783	16.770	18.677
3	10:48:58.102	<b>50.054</b>	+0.123	15.360	16.362	<b>18.332</b>
4	10:49:48.207	<b>50.105</b>	+0.174	15.316	16.341	18.448
5	10:50:38.138	<b>49.931</b>		<b>15.221</b>	<b>16.329</b>	18.381
6	10:51:28.314	<b>50.176</b>	+0.245	15.254	16.376	18.546

<b>(436) Vaclav Prochazka</b>						
1	10:47:12.972	<b>57.536</b>	+7.563	19.913	18.237	19.386
2	10:48:06.047	<b>53.075</b>	+3.102	15.652	18.268	19.155
3	10:48:56.020	<b>49.973</b>		<b>15.135</b>	<b>16.392</b>	18.446
4	10:49:47.130	<b>51.110</b>	+1.137	16.062	16.540	18.508
5	10:50:37.130	<b>50.000</b>	+0.027	15.142	16.398	18.460
6	10:51:27.251	<b>50.121</b>	+0.148	15.224	16.498	<b>18.399</b>

<b>(407) Emanuel Mai</b>						
1	10:47:48.764	<b>56.295</b>	+6.302	19.229	17.716	19.350
2	10:48:39.862	<b>51.098</b>	+1.105	15.684	16.704	18.710
3	10:49:29.864	<b>50.002</b>	+0.009	15.283	<b>16.333</b>	<b>18.386</b>
4	10:50:19.911	<b>50.047</b>	+0.054	15.238	16.355	18.454
5	10:51:09.904	<b>49.993</b>		<b>15.182</b>	16.411	18.400

<b>(444) Kevin Wagner</b>						
1	10:47:50.939	<b>1:00.668</b>	+10.662	20.376	19.550	20.742
2	10:48:43.851	<b>52.912</b>	+2.906	16.198	17.638	19.076
3	10:49:33.857	<b>50.006</b>		15.249	<b>16.293</b>	<b>18.464</b>
4	10:50:23.960	<b>50.103</b>	+0.097	<b>15.200</b>	16.379	18.524
5	10:51:14.160	<b>50.200</b>	+0.194	15.289	16.336	18.575

<b>(458) Radek Vavra</b>						
1	10:48:04.384	<b>59.042</b>	+9.006	21.199	17.934	19.909
2	10:48:54.949	<b>50.565</b>	+0.529	15.566	16.562	18.437
3	10:49:45.635	<b>50.686</b>	+0.650	15.148	16.948	18.590
4	10:50:35.671	<b>50.036</b>		<b>15.130</b>	<b>16.512</b>	<b>18.394</b>
5	10:51:25.856	<b>50.185</b>	+0.149	15.190	16.536	18.459

<b>(447) Matyas Pursl</b>						
1	10:47:35.149	<b>59.376</b>	+9.096	19.738	18.816	20.822
2	10:48:26.464	<b>51.315</b>	+1.035	15.748	16.709	18.858
3	10:49:16.969	<b>50.505</b>	+0.225	15.440	16.495	<b>18.570</b>
4	10:50:07.249	<b>50.280</b>		<b>15.271</b>	<b>16.437</b>	18.572
5	10:50:57.731	<b>50.482</b>	+0.202	15.362	16.446	18.674
6	10:51:48.389	<b>50.658</b>	+0.378	15.468	16.609	18.581

<b>(481) Jannik Remmert</b>						
1	10:47:22.543	<b>55.881</b>	+5.508	18.960	17.681	19.240
2	10:48:14.366	<b>51.823</b>	+1.450	15.848	16.591	19.384
3	10:49:04.822	<b>50.456</b>	+0.083	15.403	16.505	18.548
4	10:49:55.390	<b>50.568</b>	+0.195	15.485	16.551	18.532
5	10:50:45.763	<b>50.373</b>		<b>15.356</b>	<b>16.496</b>	<b>18.521</b>
6	10:51:36.506	<b>50.743</b>	+0.370	15.604	16.582	18.557

<b>(434) Marcel Ernst</b>						
1	10:47:39.625	<b>1:03.265</b>	+12.879	21.801	19.939	21.525
2	10:48:31.850	<b>52.225</b>	+1.839	16.207	16.902	19.116
3	10:49:22.369	<b>50.519</b>	+0.133	15.475	16.475	18.569
4	10:50:12.755	<b>50.386</b>		15.381	<b>16.438</b>	<b>18.567</b>
5	10:51:03.249	<b>50.494</b>	+0.108	<b>15.351</b>	16.509	18.634

<b>(468) Rick Hartmann</b>						
1	10:47:39.815	<b>1:02.820</b>	+12.277	21.720	19.714	21.386
2	10:48:32.111	<b>52.296</b>	+1.753	16.513	17.040	18.743
3	10:49:22.654	<b>50.543</b>		15.379	<b>16.564</b>	18.600
4	10:50:13.341	<b>50.687</b>	+0.144	<b>15.285</b>	16.840	<b>18.562</b>
5	10:51:03.965	<b>50.624</b>	+0.081	15.389	16.614	18.621
6	10:51:54.659	<b>50.694</b>	+0.151	15.426	16.634	18.634

<b>(410) Christoffer Sachse</b>						
1	10:47:39.975	<b>1:01.020</b>	+10.371	20.287	19.559	21.174
2	10:48:33.107	<b>53.132</b>	+2.483	16.566	17.626	18.940
3	10:49:24.103	<b>50.996</b>	+0.347	15.579	<b>16.692</b>	18.725
4	10:50:14.752	<b>50.649</b>		<b>15.275</b>	16.707	<b>18.667</b>
5	10:51:06.547	<b>51.795</b>	+1.146	16.125	16.849	18.821

<b>(484) Max Hezel</b>						
1	10:47:11.384	<b>57.927</b>	+7.224	20.229	18.481	19.217
2	10:48:04.637	<b>53.253</b>	+2.550	15.686	17.823	19.744
3	10:48:55.563	<b>50.926</b>	+0.223	15.685	16.671	18.570
4	10:49:46.266	<b>50.703</b>		15.413	16.740	<b>18.550</b>
5	10:50:37.023	<b>50.757</b>	+0.054	<b>15.384</b>	<b>16.643</b>	<b>18.730</b>
6	10:51:28.255	<b>51.232</b>	+0.529	15.619	16.848	18.765

<b>(452) Erik Mueller</b>						
1	10:48:10.751	<b>1:04.739</b>	+14.027	23.783	20.855	20.101
2	10:49:01.701	<b>50.950</b>	+0.238	15.724	16.636	<b>18.590</b>
3	10:49:52.413	<b>50.712</b>		<b>15.452</b>	<b>16.542</b>	18.718
4	10:50:45.529	<b>53.116</b>	+2.404	16.502	17.915	18.699
5	10:51:36.411	<b>50.882</b>	+0.170	15.480	16.664	18.738

<b>(491) Kevin Rosenbaeck</b>						
1	10:47:21.450	<b>57.782</b>	+6.964	19.685	18.235	19.862
2	10:48:13.596	<b>52.146</b>	+1.328	16.078	16.943	19.125
3	10:49:04.748	<b>51.152</b>	+0.334	15.640	16.655	18.857
4	10:49:56.062	<b>51.314</b>	+0.496	15.775	16.740	18.799
5	10:50:46.880	<b>50.818</b>		<b>15.446</b>	<b>16.579</b>	<b>18.793</b>
6	10:51:37.908	<b>51.028</b>	+0.210	15.584	16.641	18.803

# ADAC Kartrennen Cheb

KZ2 Cup Cheb 1,202 Km

Qualifying Practice Series 1 30.05.2026 10:45

Qualifying (6:00 Time) started at 10:45:06

Lap	Time of Day	Lap Tm	Diff	S1 Tm	S2 Tm	S3 Tm	Lap	Time of Day	Lap Tm	Diff	S1 Tm	S2 Tm	S3 Tm
<b>(470) Maximilian Preradovic</b>													
1	10:47:17.270	<b>58.101</b>	+7.281	20.051	17.960	20.090							
2	10:48:08.823	<b>51.553</b>	+0.733	15.736	16.884	18.933							
3	10:48:59.924	<b>51.101</b>	+0.281	15.445	16.619	19.037							
4	10:49:50.850	<b>50.926</b>	+0.106	15.396	<b>16.605</b>	18.925							
5	10:50:41.670	<b>50.820</b>		<b>15.362</b>	16.650	<b>18.808</b>							
6	10:51:32.681	<b>51.011</b>	+0.191	15.371	16.682	18.958							
<b>(499) Karl Leesma</b>													
1	10:47:14.678	<b>57.314</b>	+6.363	19.041	18.559	19.714							
2	10:48:06.823	<b>52.145</b>	+1.194	15.825	17.232	19.088							
3	10:48:58.041	<b>51.218</b>	+0.267	15.801	16.771	<b>18.646</b>							
4	10:49:49.446	<b>51.405</b>	+0.454	15.560	<b>16.705</b>	19.140							
5	10:50:40.463	<b>51.017</b>	+0.066	15.534	16.721	18.762							
6	10:51:31.414	<b>50.951</b>		<b>15.388</b>	16.758	18.805							
<b>(415) Viggo Rasmussen</b>													
1	10:47:39.333	<b>1:04.336</b>	+13.376	22.243	20.099	21.994							
2	10:48:33.359	<b>54.026</b>	+3.066	16.873	17.731	19.422							
3	10:49:24.319	<b>50.960</b>		<b>15.689</b>	<b>16.654</b>	18.717							
4	10:50:17.557	<b>53.238</b>	+2.278	15.592	18.349	19.297							
5	10:51:08.598	<b>51.041</b>	+0.081	15.693	16.657	<b>18.691</b>							

# ADAC Kartrennen Cheb

## KZ2 Cup / Qualifying Practice Series 2

Track: Cheb - 1.202 km  
 Session Started: 10:59:01  
 Best Lap by: 464 - Marc Gerstenkorn - 49.756

Rank	#	Driver	Nat	Sponsor Competitor	Nat	Driver-License Com-Licence	Equipment	laps	Best Lap	Diff	In Lap	Penalty
1	464	Marc Gerstenkorn	CHE	Mach1 Motorsport	DEU	375 66429	Mach1 /TM/VEGA	6	49.756		6	
2	485	Oliver Staedtler	DEU	Formula K SRP Factory Team	DEU	65210 48701	IPK /TM/VEGA	5	49.770	0.014	5	
3	416	Jayden Gushiken	DEU	Formula K SRP Factory Team	DEU	48497 48701	IPK /TM /VEGA	6	49.968	0.212	6	
4	432	Kevin Lantinga	NLD	TB Racing Team	DEU	42585 38262	Sodi /TM/VEGA	5	49.985	0.229	4	
5	495	Adrian Martinz	AUT	TB Racing Team	DEU	JK2072 38262	Sodi /TM/VEGA	5	50.108	0.352	5	
6	425	Sascha Dreher	DEU	Mach1 Motorsport	DEU	41859 66429	Mach1 /TM/VEGA	6	50.177	0.421	5	
7	411	Mark Zvarich	THA	TB Racing Team	DEU	29 38262	Sodi /TM/VEGA	5	50.180	0.424	4	
8	454	Martin Antos	CZE	SPIRIT RACING s.r.o.	CZE	26AS0350 26AT00681	Birelart /TM/VEGA	5	50.229	0.473	5	
9	466	Valentin Knoedel	DEU	Formula K SRP Factory Team	DEU	48527 48701	IPK /TM/VEGA	5	50.241	0.485	5	
10	409	Luis Esser	DEU	Mach1 Motorsport	DEU	11661 66429	Mach1 /TM/VEGA	6	50.282	0.526	4	
11	474	Jason Duijvestijn	NLD	CS Competition	BEL	44454 917665	Sodi //VEGA	5	50.304	0.548	4	
12	423	Oskar Steinbach	DEU	Kartshop Ampfing	DEU	10217 66030	Birelart /TM/VEGA	6	50.327	0.571	6	
13	480	Milan van Winden	NLD	MP Kartracing	NLD	48897 13058022	Henza Kart /TM/VEGA	5	50.431	0.675	5	
14	417	Khalil Sodah	LTU	Mach1 Motorsport	DEU	2026-ITE/25 66429	Mach1 /TM/VEGA	5	50.439	0.683	5	
15	469	Julian Bub	DEU	Doerr Motorsport	DEU	48217 65122	KR /IAME/VEGA	5	50.455	0.699	5	
16	420	Quinten van Leeuwen	NLD	MP Kartracing	NLD	48150 13058022	Henza Kart /TM/VEGA	5	50.469	0.713	4	
17	477	Derk van Silfhout	NLD	Derk van Silfhout	NLD	44638 44638	Birelart /TM/VEGA	7	50.499	0.743	7	
18	462	Matej Kacovsky	CZE	SPIRIT RACING s.r.o.	CZE	26AS1717 26AT00681	Birelart /TM/VEGA	5	50.530	0.774	5	
19	498	Ondrej Duba	CZE	SPIRIT RACING s.r.o.	CZE	26AS0683 26AT00681	Birelart /TM/VEGA	5	50.670	0.914	5	
20	443	Lukas Lehnert	CZE	MS KART RACING TEAM	CZE	26AS0408 26AT00621	MS Kart /TM/VEGA	5	50.710	0.954	5	
21	437	Lucie Zimmelova	CZE	MS KART RACING TEAM	CZE	26AS0118 26AT00621	MS Kart /TM/VEGA	5	51.172	1.416	5	
22	450	Barry Gregory	FRA	Formula K SRP Factory Team	DEU	114024 48701	IPK /TM /VEGA	5	51.244	1.488	5	
23	424	Noah Kaltenbach	DEU	Solgat Motorsport	DEU	41550 66799	Birelart /TM/VEGA	6	51.530	1.774	4	

Timekeeper  
M.Riehmers

Race Director  
K.Meinhardt

# ADAC Kartrennen Cheb

## KZ2 Cup

### Qualifying Practice Series 2

Qualifying (6:00 Time) started at 10:59:01

## Cheb 1,202 Km

### 30.05.2026 10:59

Lap	Time of Day	Lap Tm	Diff	S1 Tm	S2 Tm	S3 Tm
<b>(464) Marc Gerstenkorn</b>						
1	11:01:37.613	<b>1:02.288</b>	+12.532	24.274	18.550	19.464
2	11:02:28.792	<b>51.179</b>	+1.423	15.611	16.652	18.916
3	11:03:19.182	<b>50.390</b>	+0.634	15.386	16.542	18.462
4	11:04:09.150	<b>49.968</b>	+0.212	15.227	16.401	18.340
5	11:04:58.975	<b>49.825</b>	+0.069	15.179	16.349	<b>18.297</b>
6	11:05:48.731	<b>49.756</b>		<b>15.125</b>	<b>16.301</b>	18.330

<b>(485) Oliver Staedtler</b>						
1	11:01:59.371	<b>1:09.899</b>	+20.129	26.994	21.677	21.228
2	11:02:52.591	<b>53.220</b>	+3.450	16.184	16.889	20.147
3	11:03:42.823	<b>50.232</b>	+0.462	15.548	16.287	18.397
4	11:04:32.761	<b>49.938</b>	+0.168	15.310	16.285	18.343
5	11:05:22.531	<b>49.770</b>		<b>15.206</b>	<b>16.269</b>	<b>18.295</b>

<b>(416) Jayden Gushiken</b>						
1	11:01:36.228	<b>1:02.803</b>	+12.835	23.486	18.902	20.415
2	11:02:28.563	<b>52.335</b>	+2.367	16.305	17.039	18.991
3	11:03:19.495	<b>50.932</b>	+0.964	15.461	16.502	18.969
4	11:04:09.641	<b>50.146</b>	+0.178	15.340	16.432	<b>18.374</b>
5	11:04:59.624	<b>49.983</b>	+0.015	<b>15.240</b>	<b>16.289</b>	18.454
6	11:05:49.592	<b>49.968</b>		15.260	16.297	18.411

<b>(432) Kevin Lantinga</b>						
1	11:01:59.541	<b>1:09.154</b>	+19.169	26.338	21.808	21.008
2	11:02:52.732	<b>53.191</b>	+3.206	16.223	16.831	20.137
3	11:03:43.333	<b>50.601</b>	+0.616	15.612	16.535	18.454
4	11:04:33.318	<b>49.985</b>		15.179	<b>16.429</b>	<b>18.377</b>
5	11:05:23.394	<b>50.076</b>	+0.091	<b>15.176</b>	16.497	18.403

<b>(495) Adrian Martinz</b>						
1	11:02:07.836	<b>1:01.955</b>	+11.847	23.041	18.830	20.084
2	11:02:59.158	<b>51.322</b>	+1.214	15.869	16.707	18.746
3	11:03:49.828	<b>50.670</b>	+0.562	15.520	16.561	18.589
4	11:04:40.057	<b>50.229</b>	+0.121	15.409	<b>16.341</b>	18.479
5	11:05:30.165	<b>50.108</b>		<b>15.331</b>	16.344	<b>18.433</b>

<b>(425) Sascha Dreher</b>						
1	11:01:17.687	<b>1:11.605</b>	+21.428	22.930	25.143	23.532
2	11:02:10.283	<b>52.596</b>	+2.419	16.700	17.088	18.808
3	11:03:01.030	<b>50.747</b>	+0.570	15.564	16.568	18.615
4	11:03:51.489	<b>50.459</b>	+0.282	15.339	16.590	18.530
5	11:04:41.666	<b>50.177</b>		15.330	<b>16.407</b>	<b>18.440</b>
6	11:05:31.947	<b>50.281</b>	+0.104	<b>15.290</b>	16.464	18.527

<b>(411) Mark Zvarich</b>						
1	11:02:06.183	<b>1:01.873</b>	+11.693	22.433	18.666	20.774
2	11:02:57.544	<b>51.361</b>	+1.181	15.860	16.730	18.771
3	11:03:48.061	<b>50.517</b>	+0.337	15.342	16.571	18.604
4	11:04:38.241	<b>50.180</b>		<b>15.254</b>	<b>16.399</b>	18.527
5	11:05:28.734	<b>50.493</b>	+0.313	15.276	16.737	<b>18.480</b>

<b>(454) Martin Antos</b>						
1	11:01:43.605	<b>1:02.389</b>	+12.160	23.154	18.706	20.529
2	11:02:35.623	<b>52.018</b>	+1.789	15.802	17.537	18.679
3	11:03:25.983	<b>50.360</b>	+0.131	<b>15.315</b>	16.577	18.468
4	11:04:16.684	<b>50.701</b>	+0.472	15.335	16.840	18.526
5	11:05:06.913	<b>50.229</b>		15.334	<b>16.464</b>	<b>18.431</b>

<b>(466) Valentín Knoedel</b>						
1	11:01:43.042	<b>1:02.838</b>	+12.597	23.193	19.093	20.552
2	11:02:38.386	<b>55.344</b>	+5.103	16.235	19.095	20.014
3	11:03:33.338	<b>54.952</b>	+4.711	15.556	19.233	19.573
4	11:04:23.617	<b>50.279</b>	+0.038	<b>15.302</b>	16.551	<b>18.426</b>
5	11:05:13.858	<b>50.241</b>		15.314	<b>16.461</b>	18.466

<b>(409) Luis Esser</b>						
1	11:01:38.119	<b>1:01.464</b>	+11.182	23.360	18.372	19.732
2	11:02:29.416	<b>51.297</b>	+1.015	15.759	16.766	18.772
3	11:03:20.058	<b>50.642</b>	+0.360	15.410	16.555	18.677
4	11:04:10.340	<b>50.282</b>		<b>15.252</b>	<b>16.526</b>	<b>18.504</b>
5	11:05:00.689	<b>50.349</b>	+0.067	15.317	<b>16.509</b>	18.523
6	11:05:51.249	<b>50.560</b>	+0.278	15.379	16.534	18.647

Lap	Time of Day	Lap Tm	Diff	S1 Tm	S2 Tm	S3 Tm
<b>(474) Jason Duijvestijn</b>						
1	11:02:09.048	<b>1:00.926</b>	+10.622	23.589	17.899	19.438
2	11:03:00.175	<b>51.127</b>	+0.823	15.682	16.782	18.663
3	11:03:50.556	<b>50.381</b>	+0.077	15.302	16.550	18.529
4	11:04:40.860	<b>50.304</b>		<b>15.256</b>	16.592	18.456
5	11:05:31.454	<b>50.594</b>	+0.290	15.661	<b>16.492</b>	<b>18.441</b>

<b>(423) Oskar Steinbach</b>						
1	11:01:17.409	<b>1:13.938</b>	+23.611	24.812	25.457	23.669
2	11:02:16.968	<b>59.559</b>	+9.232	19.428	19.370	20.761
3	11:03:08.635	<b>51.667</b>	+1.340	15.956	16.842	18.869
4	11:03:59.295	<b>50.660</b>	+0.333	15.490	16.511	18.659
5	11:04:50.358	<b>51.063</b>	+0.736	15.399	16.530	19.134
6	11:05:40.685	<b>50.327</b>		<b>15.317</b>	<b>16.366</b>	<b>18.644</b>

<b>(480) Milan van Winden</b>						
1	11:01:41.796	<b>1:03.622</b>	+13.191	23.867	19.197	20.558
2	11:02:33.748	<b>51.952</b>	+1.521	16.222	16.929	18.801
3	11:03:24.277	<b>50.529</b>	+0.098	15.436	<b>16.605</b>	<b>18.488</b>
4	11:04:15.317	<b>51.040</b>	+0.609	15.811	16.648	18.581
5	11:05:05.748	<b>50.431</b>		<b>15.291</b>	16.634	18.506

<b>(417) Khalil Sodah</b>						
1	11:01:38.235	<b>1:00.796</b>	+10.357	22.847	18.386	19.563
2	11:02:29.826	<b>51.591</b>	+1.152	15.918	16.884	18.789
3	11:03:20.537	<b>50.711</b>	+0.272	15.421	16.675	18.615
4	11:04:11.044	<b>50.507</b>	+0.068	15.353	16.627	<b>18.527</b>
5	11:05:01.483	<b>50.439</b>		<b>15.326</b>	<b>16.584</b>	18.529

<b>(469) Julian Bub</b>						
1	11:01:52.224	<b>1:05.066</b>	+14.611	25.222	19.204	20.640
2	11:02:45.528	<b>53.304</b>	+2.849	16.463	17.579	19.262
3	11:03:36.522	<b>50.994</b>	+0.539	15.541	16.633	18.820
4	11:04:27.162	<b>50.640</b>	+0.185	15.470	<b>16.503</b>	18.667
5	11:05:17.617	<b>50.455</b>		<b>15.326</b>	16.547	<b>18.582</b>

<b>(420) Quinten van Leeuwen</b>						
1	11:01:59.687	<b>1:09.684</b>	+19.215	26.905	21.897	20.882
2	11:02:53.148	<b>53.461</b>	+2.992	16.249	16.907	20.305
3	11:03:44.095	<b>50.947</b>	+0.478	15.539	16.749	18.659
4	11:04:34.564	<b>50.469</b>		<b>15.373</b>	16.616	<b>18.480</b>
5	11:05:25.183	<b>50.619</b>	+0.150	15.547	<b>16.563</b>	18.509

<b>(477) Derk van Silfhout</b>						
1	11:00:22.965	<b>1:07.946</b>	+17.447	23.008	21.892	23.046
2	11:01:23.444	<b>1:00.479</b>	+9.980	18.646	19.768	22.065
3	11:02:18.182	<b>54.738</b>	+4.239	17.964	17.725	19.049
4	11:03:09.179	<b>50.997</b>	+0.498	15.708	16.686	18.603
5	11:03:59.971	<b>50.792</b>	+0.293	15.524	16.651	18.617
6	11:04:50.737	<b>50.766</b>	+0.267	15.537	16.615	18.614
7	11:05:41.236	<b>50.499</b>		<b>15.407</b>	<b>16.532</b>	<b>18.560</b>

<b>(462) Matej Kacovsky</b>						
1	11:01:42.266	<b>1:03.249</b>	+12.719	23.462	19.191	20.596
2	11:02:34.548	<b>52.282</b>	+1.752	16.001	17.100	19.181
3	11:03:25.302	<b>50.754</b>	+0.224	15.519	16.614	18.621
4	11:04:15.930	<b>50.628</b>	+0.098	<b>15.379</b>	16.608	18.641
5	11:05:06.460	<b>50.530</b>		15.415	<b>16.523</b>	<b>18.592</b>

<b>(498) Ondrej Duba</b>						
1	11:01:43.974	<b>1:02.043</b>	+11.373	22.726	18.684	20.633
2	11:02:37.599	<b>53.625</b>	+2.955	16.768	17.338	19.519
3	11:03:28.565	<b>50.966</b>	+0.296	15.468	16.766	18.732
4	11:04:21.449	<b>52.884</b>	+2.214	17.349	16.826	<b>18.709</b>
5	11:05:12.119	<b>50.570</b>		<b>15.396</b>	<b>16.551</b>	18.723

<b>(443) Lukas Lehnert</b>						
1	11:01:46.736	<b>1:03.178</b>	+12.468	23.847	19.252	20.079
2	11:02:39.564	<b>52.828</b>	+2.118	16.003	17.384	19.441
3	11:03:31.187	<b>51.623</b>	+0.913	15.603	16.910	19.110
4	11:04:22.205	<b>51.018</b>	+0.308	15.534	16.706	18.778
5	11:05:12.915	<b>50.710</b>		<b>15.475</b>	<b>16.617</b>	<b>18.618</b>

# ADAC Kartrennen Cheb

KZ2 Cup

Cheb 1,202 Km

Qualifying Practice Series 2

30.05.2026 10:59

Qualifying (6:00 Time) started at 10:59:01

Lap	Time of Day	Lap Tm	Diff	S1 Tm	S2 Tm	S3 Tm	Lap	Time of Day	Lap Tm	Diff	S1 Tm	S2 Tm	S3 Tm
[437] Lucie Zimmelova													
1	11:01:47.730	<b>1:02.675</b>	+11.503	23.576	18.501	20.598							
2	11:02:46.637	<b>58.907</b>	+7.735	18.980	20.552	19.375							
3	11:03:38.614	<b>51.977</b>	+0.805	15.919	16.972	19.086							
4	11:04:30.134	<b>51.520</b>	+0.348	15.827	<b>16.740</b>	18.953							
5	11:05:21.306	<b>51.172</b>		<b>15.667</b>	16.762	<b>18.743</b>							
[450] Barry Gregory													
1	11:01:28.312	<b>1:12.129</b>	+20.885	28.050	21.427	22.652							
2	11:02:20.912	<b>52.600</b>	+1.356	16.547	17.158	18.895							
3	11:03:55.757	<b>1:34.845</b>	+43.601	15.842	16.852	1:02.151							
4	11:04:47.833	<b>52.076</b>	+0.832	16.163	17.016	18.897							
5	11:05:39.077	<b>51.244</b>		<b>15.710</b>	<b>16.683</b>	<b>18.851</b>							
[424] Noah Kaltenbach													
1	11:00:50.694	<b>1:01.270</b>	+9.740	21.568	18.938	20.764							
2	11:01:44.494	<b>53.800</b>	+2.270	16.866	17.517	19.417							
3	11:02:36.915	<b>52.421</b>	+0.891	16.041	17.314	19.066							
4	11:03:28.445	<b>51.530</b>		15.803	<b>16.773</b>	18.954							
5	11:04:20.153	<b>51.708</b>	+0.178	<b>15.780</b>	16.861	19.067							
6	11:05:11.711	<b>51.558</b>	+0.028	15.852	16.795	<b>18.911</b>							

# ADAC Kartrennen Cheb

## KZ2 Cup / Qualifying Practice Series 1 Rev 1

Track: Cheb - 1.202 km

Session Started: 10:45:06

Best Lap by: 433 - Pavel Vimmer - 49.405

Rank	#	Driver	Nat	Sponsor Competitor	Nat	Driver-License Com-Licence	Equipment	laps	Best Lap	Diff	In Lap	Penalty
1	433	Pavel Vimmer	CZE	TB Racing Team	DEU	26AS0709 38262	KR /TM/VEGA	5	49.405		3	
2	406	Manuel Kastl	DEU	CS Competition	BEL	61705 917665	Sodi /TM/VEGA	5	49.708	0.303	3	
3	413	Niko Bognar	DEU	Formula K SRP Factory Team	DEU	65560 48701	IPK /TM/VEGA	4	49.811	0.406	3	
4	422	Carl Luthardt	DEU	Kartshop Ampfing	DEU	37029 66030	Birelart /TM/VEGA	6	49.866	0.461	3	
5	451	Tomas Kuzela	CZE	SKYLARKS Karting Team	CZE	26AS1180 26AT00961	Sodi /TM/VEGA	5	49.928	0.523	4	
6	442	Ondrej Píkl	CZE	KartingPlanet s.r.o	CZE	26AS0435 26AT02781	Sodi /TM/VEGA	6	49.928	0.523	4	
7	414	Eric Wess	DEU	Christian Wess	DEU	44964 65002	Birelart /TM/VEGA	6	49.931	0.526	5	
8	436	Vaclav Prochazka	CZE	TEAM OKKART	CZE	26AS0252 26AT02581	Sodi /TM/VEGA	6	49.973	0.568	3	
9	407	Emanuel Mai	DEU	Solgat Motorsport	DEU	16484 66799	Birelart /TM/VEGA	5	49.993	0.588	5	
10	444	Kevin Wagner	DEU	TB Racing Team	DEU	11828 38262	Sodi /TM/VEGA	5	50.006	0.601	3	
11	458	Radek Vavra	CZE	TB Racing Team	DEU	26AS0260 38262	Sodi /TM /VEGA	5	50.036	0.631	4	
12	447	Matyas Pursl	CZE	IPK VMS Racing	CZE	26AS0309 26AT00171	Birel Art /TM/VEGA	6	50.280	0.875	4	
13	481	Jannik Remmert	DEU	VDB Kart Racing	DEU	19994 66002	Birelart /TM/VEGA	6	50.373	0.968	5	
14	434	Marcel Ernst	DEU	Doerr Motorsport	DEU	34772 65122	KR /IAME/VEGA	5	50.386	0.981	4	
15	468	Rick Hartmann	DEU	MSC Langenfeld MP Kartracing	NLD	67247 13058022	Henza Kart /TM/VEGA	6	50.543	1.138	3	
16	484	Max Hezel	DEU	CV Performance Group X JP Motorsport	DEU	65055 38321	KR /IAME/VEGA	6	50.703	1.298	4	
17	452	Erik Mueller	DEU	Mach1 Motorsport	DEU	17884 66429	Mach1 /TM/VEGA	5	50.712	1.307	3	
18	491	Kevin Rosenbaeck	SWE	Kevin Rosenbaeck	SWE	95612 95612	Intrepid /TM/VEGA	6	50.818	1.413	5	
19	470	Maximilian Preradovic	DEU	Solgat Motorsport	DEU	52050 66799	Birelart /TM/VEGA	6	50.820	1.415	5	
20	499	Karl Leesma	EST	Formula K SRP Factory Team	DEU	34333 48701	IPK /TM/VEGA	6	50.951	1.546	6	
21	415	Viggo Rasmussen	DEU	Kartshop Ampfing	DEU	69185 66030	Birelart /TM/VEGA	5	50.960	1.555	3	

### Not classified

DSQ	412	Iliyan Yankov	BGR	Formula K SRP Factory Team	DEU	BG-26/E-INT 009 48701	IPK /TM/VEGA	5	49.752		3	
DSQ	410	Christoffer Sachse	DNK	MP Kartracing	NLD	72890 13058022	Henza Kart /TM/VEGA	5	50.649		4	

### Announcements

#412,410 disqualification (technical matters)

 Timekeeper  
M.Riehmers



 Race Director  
K.Meinhardt

Page 1/1

These results are provisional until the conclusion of any judicial and technical matters!

K-15652/26

Printed: 30.05.2026 / 11:55

**KZ2 Cup**
**Cheb (CZE)**
**Total Result Qualifying Fast Group / Slow Group**

Pos.	No.	Firstname	Lastname	NAT	Entrant	Entr.	NAT	Make	Sponsor	Best Time	Pos	
											Gr.	Heat Gr.
1	433	Pavel	Vimmer	CZE	TB Racing Team	DEU	KR	/TM/VEGA		49,405	1	A
2	464	Marc	Gerstenkorn	CHE	Mach1 Motorsport	DEU	Mach1	/TM/VEGA		49,756	1	B
3	406	Manuel	Kastl	DEU	CS Competition	BEL	Sodi	/TM/VEGA		49,708	2	C
4	485	Oliver	Staedtler	DEU	Formula K SRP Factory Team	DEU	IPK	/TM/VEGA		49,770	2	D
5	413	Niko	Bognar	DEU	Formula K SRP Factory Team	DEU	IPK	/TM/VEGA		49,811	3	A
6	416	Jayden	Gushiken	DEU	Formula K SRP Factory Team	DEU	IPK	/TM/VEGA		49,968	3	B
7	422	Carl	Luthardt	DEU	Kartshop Ampfing	DEU	Birelart	/TM/VEGA		49,866	4	C
8	432	Kevin	Lantinga	NLD	TB Racing Team	DEU	Sodi	/TM/VEGA		49,985	4	D
9	451	Tomas	Kuzela	CZE	SKYLARKS Karting Team	CZE	Sodi	/TM/VEGA		49,928	5	A
10	495	Adrian	Martinz	AUT	TB Racing Team	DEU	Sodi	/TM/VEGA		50,108	5	B
11	442	Ondrej	Pikl	CZE	KartingPlanet s.r.o	CZE	Sodi	/TM/VEGA		49,928	6	C
12	425	Sascha	Dreher	DEU	Mach1 Motorsport	DEU	Mach1	/TM/VEGA		50,177	6	D
13	414	Eric	Wess	DEU	Christian Wess	DEU	Birelart	/TM/VEGA		49,931	7	A
14	411	Mark	Zvarich	THA	TB Racing Team	DEU	Sodi	/TM/VEGA		50,180	7	B
15	436	Vaclav	Prochazka	CZE	TEAM OKKART	CZE	Sodi	/TM/VEGA		49,973	8	C
16	454	Martin	Antos	CZE	SPIRIT RACING s.r.o.	CZE	Birelart	/TM/VEGA		50,229	8	D
17	407	Emanuel	Mai	DEU	Solgat Motorsport	DEU	Birelart	/TM/VEGA		49,993	9	A
18	466	Valentin	Knoedel	DEU	Formula K SRP Factory Team	DEU	IPK	/TM/VEGA		50,241	9	B
19	444	Kevin	Wagner	DEU	TB Racing Team	DEU	Sodi	/TM/VEGA		50,006	10	C
20	409	Luis	Esser	DEU	Mach1 Motorsport	DEU	Mach1	/TM/VEGA		50,282	10	D
21	458	Radek	Vavra	CZE	TB Racing Team	DEU	Sodi	/TM/VEGA		50,036	11	A
22	474	Jason	Duijvestijn	NLD	CS Competition	BEL	Sodi	/VEGA		50,304	11	B
23	447	Matyas	Pursl	CZE	IPK VMS Racing	CZE	Birel Art	/TM/VEGA		50,280	12	C
24	423	Oskar	Steinbach	DEU	Kartshop Ampfing	DEU	Birelart	/TM/VEGA		50,327	12	D
25	481	Jannik	Remmert	DEU	VDB Kart Racing	DEU	Birelart	/TM/VEGA		50,373	13	A
26	480	Milan	van Winden	NLD	MP Karttracing	NLD	Henza Kart	/TM/VEGA		50,431	13	B
27	434	Marcel	Ernst	DEU	Doerr Motorsport	DEU	KR	/IAME/VEGA		50,386	14	C
28	417	Khalil	Sodah	LTU	Mach1 Motorsport	DEU	Mach1	/TM/VEGA		50,439	14	D
29	468	Rick	Hartmann	DEU	MP Karttracing	NLD	Henza Kart	/TM/VEGA	MSC Langenfeld	50,543	15	A
30	469	Julian	Bub	DEU	Doerr Motorsport	DEU	KR	/IAME/VEGA		50,455	15	B
31	484	Max	Hezel	DEU	CV Performance Group X JP Motorsport	DEU	KR	/IAME/VEGA		50,703	16	C
32	420	Quinten	van Leeuwen	NLD	MP Karttracing	NLD	Henza Kart	/TM/VEGA		50,469	16	D
33	452	Erik	Mueller	DEU	Mach1 Motorsport	DEU	Mach1	/TM/VEGA		50,712	17	A
34	477	Derk	van Silfhout	NLD	Derk van Silfhout	NLD	Birelart	/TM/VEGA		50,499	17	B
35	491	Kevin	Rosenbaeck	SWE	Kevin Rosenbaeck	SWE	Intrepid	/TM/VEGA		50,818	18	C
36	462	Matej	Kacovsky	CZE	SPIRIT RACING s.r.o	CZE	Birelart	/TM/VEGA		50,530	18	D
37	470	Maximilian	Preradovic	DEU	Solgat Motorsport	DEU	Birelart	/TM/VEGA		50,820	19	A
38	498	Ondrej	Duba	CZE	SPIRIT RACING s.r.o.	CZE	Birelart	/TM/VEGA		50,670	19	B
39	499	Karl	Leesma	EST	Formula K SRP Factory Team	DEU	IPK	/TM/VEGA		50,951	20	C
40	443	Lukas	Lehnert	CZE	MS KART RACING TEAM	CZE	MS Kart	/TM/VEGA		50,710	20	D
41	415	Viggo	Rasmussen	DEU	Kartshop Ampfing	DEU	Birelart	/TM/VEGA		50,960	21	A
42	437	Lucie	Zimmelova	CZE	MS KART RACING TEAM	CZE	MS Kart	/TM/VEGA		51,172	21	B
43	450	Barry	Gregory	FRA	Formula K SRP Factory Team	DEU	IPK	/TM/VEGA		51,244	22	C
44	424	Noah	Kaltenbach	DEU	Solgat Motorsport	DEU	Birelart	/TM/VEGA		51,530	23	D
45	412	Iliyan	Yankov	BGR	Formula K SRP Factory Team	DEU	IPK	/TM/VEGA		49,752	DSQ	A

**Announcements:** These results are provisional until the conclusion of any judicial and technical matters

Clerk of the course Kevin Meinhardt: 

Timekeeping Monika Riehmers: 

Printed: 30.05.2026 12:36

Posted at: h


KZ2 Cup


Cheb (CZE)

Total Result Qualifying Fast Group / Slow Group

Pos. No.	Firstname	Lastname	Driv.		Entr.		Sponsor	Pos		
			NAT	Entrant	NAT	Make		Best Time	Quali Gr.	Heat Gr.
46	410	Christoffer	<b>Sachse</b>	DNK	MP Kartacing	NLD	Henza Kart /TM/VEGA	50,649	DSQ	B

**Announcements:** These results are provisional until the conclusion of any judicial and technical matters

Clerk of the course Kevin Meinhardt: 

Timekeeping Monika Riehmers: 

Printed: 30.05.2026 12:36

Posted at: h

Heat organization  
DKM  
Cheb (CZE)  
KZ2 Cup Group A

Group	Pos	No.	Firstname	Lastname	Class	Overall BestTm
Group A	1	433	Pavel	Vimmer	KZ2 Cup	49,405
Group A	5	413	Niko	Bognar	KZ2 Cup	49,811
Group A	9	451	Tomas	Kuzela	KZ2 Cup	49,928
Group A	13	414	Eric	Wess	KZ2 Cup	49,931
Group A	17	407	Emanuel	Mai	KZ2 Cup	49,993
Group A	21	458	Radek	Vavra	KZ2 Cup	50,036
Group A	25	481	Jannik	Remmert	KZ2 Cup	50,373
Group A	29	468	Rick	Hartmann	KZ2 Cup	50,543
Group A	33	452	Erik	Mueller	KZ2 Cup	50,712
Group A	37	470	Maximilian	Preradovic	KZ2 Cup	50,820
Group A	41	415	Viggo	Rasmussen	KZ2 Cup	50,960
Group A	45	412	Iliyan	Yankov	KZ2 Cup	49,752

Clerk of the course Kevin Meinhardt:



Timekeeping Monika Riehmers:



Printed: 30.05.2026 12:15

Posted at: h

Heat organization  
DKM  
Cheb (CZE)  
KZ2 Cup Group B

Group	Pos	No.	Firstname	Lastname	Class	Overall BestTm
Group B	2	464	Marc	Gerstenkorn	KZ2 Cup	49,756
Group B	6	416	Jayden	Gushiken	KZ2 Cup	49,968
Group B	10	495	Adrian	Martinz	KZ2 Cup	50,108
Group B	14	411	Mark	Zvarich	KZ2 Cup	50,180
Group B	18	466	Valentin	Knoedel	KZ2 Cup	50,241
Group B	22	474	Jason	Duijvestijn	KZ2 Cup	50,304
Group B	26	480	Milan	van Winden	KZ2 Cup	50,431
Group B	30	469	Julian	Bub	KZ2 Cup	50,455
Group B	34	477	Derk	van Silfhout	KZ2 Cup	50,499
Group B	38	498	Ondrej	Duba	KZ2 Cup	50,670
Group B	42	437	Lucie	Zimmelova	KZ2 Cup	51,172
Group B	46	410	Christoffer	Sachse	KZ2 Cup	50,649

Clerk of the course Kevin Meinhardt:



Timekeeping Monika Riehmers:



Printed: 30.05.2026 12:15

Posted at: h

Heat organization  
DKM  
Cheb (CZE)  
KZ2 Cup Group C

Group	Pos	No.	Firstname	Lastname	Class	Overall BestTm
Group C	3	406	Manuel	Kastl	KZ2 Cup	49,708
Group C	7	422	Carl	Luthardt	KZ2 Cup	49,866
Group C	11	442	Ondrej	Pikl	KZ2 Cup	49,928
Group C	15	436	Vaclav	Prochazka	KZ2 Cup	49,973
Group C	19	444	Kevin	Wagner	KZ2 Cup	50,006
Group C	23	447	Matyas	Pursl	KZ2 Cup	50,280
Group C	27	434	Marcel	Ernst	KZ2 Cup	50,386
Group C	31	484	Max	Hezel	KZ2 Cup	50,703
Group C	35	491	Kevin	Rosenbaeck	KZ2 Cup	50,818
Group C	39	499	Karl	Leesma	KZ2 Cup	50,951
Group C	43	450	Barry	Gregory	KZ2 Cup	51,244

Clerk of the course Kevin Meinhardt:



Timekeeping Monika Riehmers:



Printed: 30.05.2026 12:15

posted at: h

Heat organization  
DKM  
Cheb (CZE)  
KZ2 Cup Group D

Group	Pos	No.	Firstname	Lastname	Class	Overall BestTm
Group D	4	485	Oliver	Staedtler	KZ2 Cup	IPK /TM/VEGA
Group D	8	432	Kevin	Lantinga	KZ2 Cup	Sodi /TM/VEGA
Group D	12	425	Sascha	Dreher	KZ2 Cup	Mach1 /TM/VEGA
Group D	16	454	Martin	Antos	KZ2 Cup	Birelart /TM/VEGA
Group D	20	409	Luis	Esser	KZ2 Cup	Mach1 /TM/VEGA
Group D	24	423	Oskar	Steinbach	KZ2 Cup	Birelart /TM/VEGA
Group D	28	417	Khalil	Sodah	KZ2 Cup	Mach1 /TM/VEGA
Group D	32	420	Quinten	van Leeuwen	KZ2 Cup	lenza Kart /TM/VEG
Group D	36	462	Matej	Kacovsky	KZ2 Cup	Birelart /TM/VEGA
Group D	40	443	Lukas	Lehnert	KZ2 Cup	MS Kart /TM/VEGA
Group D	44	424	Noah	Kaltenbach	KZ2 Cup	Birelart /TM/VEGA

Clerk of the course Kevin Meinhardt:



Timekeeping Monika Riehmers:



Printed: 30.05.2026 12:15

posted at: h

DKM  
 Class: KZ2 Cup  
 Date/Time: 30.05.2026 13:05

Track: Cheb (CZE)  
 Heat: Heat 1 B-C  
 Laps: 12 laps

Edition 1

	35		18		36
	33		17		34
	31		16		32
	29		15		30
	27		14		28
	25		13		26
Christoffer Sachse	<b>410</b>	Henza Kart /TM/VEGA	12		24
Lucie Zimmelova	<b>437</b>	MS Kart /TM/VEGA	11	Barry Gregory	<b>450</b> IPK /TM /VEGA
Ondrej Duba	<b>498</b>	Birelart /TM/VEGA	10	Karl Leesma	<b>499</b> IPK /TM/VEGA
Derk van Silfhout	<b>477</b>	Birelart /TM/VEGA	9	Kevin Rosenbaeck	<b>491</b> Intrepid /TM/VEGA
Julian Bub	<b>469</b>	KR /IAME/VEGA	8	Max Hezel	<b>484</b> KR /IAME/VEGA
Milan van Winden	<b>480</b>	Henza Kart /TM/VEGA	7	Marcel Ernst	<b>434</b> KR /IAME/VEGA
Jason Duijvestijn	<b>474</b>	Sodi //VEGA	6	Matyas Pursi	<b>447</b> Birel Art /TM/VEGA
Valentin Knoedel	<b>466</b>	IPK /TM/VEGA	5	Kevin Wagner	<b>444</b> Sodi /TM/VEGA
Mark Zvarich	<b>411</b>	Sodi /TM/VEGA	4	Vaclav Prochazka	<b>436</b> Sodi /TM/VEGA
Adrian Martinz	<b>495</b>	Sodi /TM/VEGA	3	Ondrej Piki	<b>442</b> Sodi /TM/VEGA
Jayden Gushiken	<b>416</b>	IPK /TM /VEGA	2	Carl Luthardt	<b>422</b> Birelart /TM/VEGA
Marc Gerstenkorn	<b>464</b>	Mach1 /TM/VEGA	1	Manuel Kastl	<b>406</b> Sodi /TM/VEGA

Pole Position

printed 30.05.2026 12:15

DKM	Track: Cheb (CZE)	Edition 1
Class: KZ2 Cup	Heat: Heat 2 A-D	
Date/Time: 30.05.2026 13:25	Laps: 12 laps	

	18	
35		36
33	17	34
31	16	32
29	15	30
27	14	28
25	13	26
Iliyan Yankov <b>412</b> IPK /TM/VEGA	12	24
23	11	Noah Kaltenschach <b>424</b> Birelart /TM/VEGA
Viggo Rasmussen <b>415</b> Birelart /TM/VEGA	10	22
21	9	Lukas Lehnert <b>443</b> MS Kart /TM/VEGA
Maximilian Preradovic <b>470</b> Birelart /TM/VEGA	8	20
19	7	Matej Kacovsky <b>462</b> Birelart /TM/VEGA
Erik Mueller <b>452</b> Mach1 /TM/VEGA	6	18
17	5	Quinten van Leeuwen <b>420</b> Henza Kart /TM/VEGA
Rick Hartmann <b>468</b> Henza Kart /TM/VEGA	4	16
15	3	Khalil Sodah <b>417</b> Mach1 /TM/VEGA
Jannik Remmert <b>481</b> Birelart /TM/VEGA	2	14
13	1	Oskar Steinbach <b>423</b> Birelart /TM/VEGA
Radek Vavra <b>458</b> Sodi /TM/VEGA	0	12
11		Luis Esser <b>409</b> Mach1 /TM/VEGA
Emanuel Mai <b>407</b> Birelart /TM/VEGA		10
9		Martin Antos <b>454</b> Birelart /TM/VEGA
Eric Wess <b>414</b> Birelart /TM/VEGA		8
7		Sascha Dreher <b>425</b> Mach1 /TM/VEGA
Tomas Kuzela <b>451</b> Sodi /TM/VEGA		6
5		Kevin Lantinga <b>432</b> Sodi /TM/VEGA
Niko Bognar <b>413</b> IPK /TM/VEGA		4
3		Oliver Staedtler <b>485</b> IPK /TM/VEGA
Pavel Vimmer <b>433</b> KR /TM/VEGA		2
1	Row	2

Pole Position

printed 30.05.2026 12:15

DKM  
 Class: KZ2 Cup  
 Date/Time: 30.05.2026 15:05

Track: Cheb (CZE)  
 Heat: Heat 3 B-D  
 Laps: 12 laps

Edition 1

	35		18		36
	33		17		34
	31		16		32
	29		15		30
	27		14		28
	25		13		26
Christoffer Sachse	410	Henza Kart /TM/VEGA	12		24
Lucie Zimmelova	437	MS Kart /TM/VEGA	11	Noah Kaltenbach	424
Ondrej Duba	498	Birelart /TM/VEGA	10	Lukas Lehnert	443
Derk van Silfhout	477	Birelart /TM/VEGA	9	Matej Kacovsky	462
Julian Bub	469	KR /IAME/VEGA	8	Quinten van Leeuwen	420
Milan van Winden	480	Henza Kart /TM/VEGA	7	Khalil Sodah	417
Jason Duijvestijn	474	Sodi //VEGA	6	Oskar Steinbach	423
Valentin Knoedel	466	IPK /TM/VEGA	5	Luis Esser	409
Mark Zvarich	411	Sodi /TM/VEGA	4	Martin Antos	454
Adrian Martinz	495	Sodi /TM/VEGA	3	Sascha Dreher	425
Jayden Gushiken	416	IPK /TM /VEGA	2	Kevin Lantinga	432
Marc Gerstenkorn	464	Mach1 /TM/VEGA	1	Oliver Staedtler	485

Pole Position

printed 30.05.2026 12:15

DKM  
 Class: KZ2 Cup  
 Date/Time: 30.05.2026 15:25

Track: Cheb (CZE)  
 Heat: Heat 4 A-C  
 Laps: 12 laps

Edition 1

	35	18		36
	33	17		34
	31	16		32
	29	15		30
	27	14		28
	25	13		26
Iliyan Yankov	<b>412</b>	12	IPK /TM/VEGA	24
Viggo Rasmussen	<b>415</b>	11	Birelart /TM/VEGA	Barry Gregory
Maximilian Preradovic	<b>470</b>	10	Birelart /TM/VEGA	22
Erik Mueller	<b>452</b>	9	Mach1 /TM/VEGA	Karl Leesma
Rick Hartmann	<b>468</b>	8	Henza Kart /TM/VEGA	20
Jannik Remmert	<b>481</b>	7	Birelart /TM/VEGA	Kevin Rosenbaeck
Radek Vavra	<b>458</b>	6	Sodi /TM/VEGA	18
Emanuel Mai	<b>407</b>	5	Birelart /TM/VEGA	Max Hezel
Eric Wess	<b>414</b>	4	Birelart /TM/VEGA	16
Tomas Kuzela	<b>451</b>	3	Sodi /TM/VEGA	Marcel Ernst
Niko Bognar	<b>413</b>	2	IPK /TM/VEGA	14
Pavel Vimmer	<b>433</b>	1	KR /TM/VEGA	Matyas Pursl
				12
				Kevin Wagner
				10
				Vaclav Prochazka
				8
				Ondrej Pikel
				6
				Carl Luthardt
				4
				Manuel Kastl
				2

Pole Position

printed 30.05.2026 12:15

**DKM** Track: Cheb (CZE) Edition 1  
**Class:** KZ2 Cup Heat: Heat 5 C-D  
**Date/Time:** 30.05.2026 17:10 Laps: 12 laps

	18	
35		36
	17	
33		34
	16	
31		32
	15	
29		30
	14	
27		28
	13	
25		26
	12	
23		24
Barry Gregory 450 IPK /TM /VEGA	11	Noah Kaltbach 424 Birelart /TM/VEGA
21		22
Karl Leesma 499 IPK /TM/VEGA	10	Lukas Lehnert 443 MS Kart /TM/VEGA
19		20
Kevin Rosenbaeck 491 Intrepid /TM/VEGA	9	Matej Kacovsky 462 Birelart /TM/VEGA
17		18
Max Hezel 484 KR /IAME/VEGA	8	Quinten van Leeuwen 420 Henza Kart /TM/VEGA
15		16
Marcel Ernst 434 KR /IAME/VEGA	7	Khalil Sodah 417 Mach1 /TM/VEGA
13		14
Matyas Pursi 447 Birel Art /TM/VEGA	6	Oskar Steinbach 423 Birelart /TM/VEGA
11		12
Kevin Wagner 444 Sodi /TM/VEGA	5	Luis Esser 409 Mach1 /TM/VEGA
9		10
Vaclav Prochazka 436 Sodi /TM/VEGA	4	Martin Antos 454 Birelart /TM/VEGA
7		8
Ondrej Piki 442 Sodi /TM/VEGA	3	Sascha Dreher 425 Mach1 /TM/VEGA
5		6
Carl Luthardt 422 Birelart /TM/VEGA	2	Kevin Lantinga 432 Sodi /TM/VEGA
3		4
Manuel Kastl 406 Sodi /TM/VEGA	1	Oliver Staedtler 485 IPK /TM/VEGA
1	Row	2

Pole Position

printed 30.05.2026 12:15

DKM	Track: Cheb (CZE)	Edition 1
Class: KZ2 Cup	Heat: Heat 6 A-B	
Date/Time: 30.05.2026 17:30	Laps: 12 laps	

	18	
35		36
33	17	34
31	16	32
29	15	30
27	14	28
25	13	26
Iliyan Yankov 412 IPK /TM/VEGA	12	Christoffer Sachse 410 Henza Kart /TM/VEGA
23		24
Viggo Rasmussen 415 Birelart /TM/VEGA	11	Lucie Zimmelova 437 MS Kart /TM/VEGA
21		22
Maximilian Preradovic 470 Birelart /TM/VEGA	10	Ondrej Duba 498 Birelart /TM/VEGA
19		20
Erik Mueller 452 Mach1 /TM/VEGA	9	Derk van Silfhout 477 Birelart /TM/VEGA
17		18
Rick Hartmann 468 Henza Kart /TM/VEGA	8	Julian Bub 469 KR /IAME/VEGA
15		16
Jannik Remmert 481 Birelart /TM/VEGA	7	Milan van Winden 480 Henza Kart /TM/VEGA
13		14
Radek Vavra 458 Sodi /TM /VEGA	6	Jason Duijvestijn 474 Sodi //VEGA
11		12
Emanuel Mai 407 Birelart /TM/VEGA	5	Valentin Knoedel 466 IPK /TM/VEGA
9		10
Eric Wess 414 Birelart /TM/VEGA	4	Mark Zvarich 411 Sodi /TM/VEGA
7		8
Tomas Kuzela 451 Sodi /TM/VEGA	3	Adrian Martinz 495 Sodi /TM/VEGA
5		6
Niko Bognar 413 IPK /TM/VEGA	2	Jayden Gushiken 416 IPK /TM /VEGA
3		4
Pavel Vimmer 433 KR /TM/VEGA	1	Marc Gerstenkorn 464 Mach1 /TM/VEGA
1	Row	2

Pole Position

printed 30.05.2026 12:15


# ADAC Kartrennen Cheb

KZ2 Cup  
 Qualifying Heat B-C Rev 1  
 Race (12 Laps)

Cheb 1,202 Km  
 30.05.2026 13:05

450 Barry Gregory	22	410 Christoffer Sachse	12
499 Karl Leesma	20	437 Lucie Zimmelova	11
491 Kevin Rosenbaeck	18	498 Ondrej Duba	10
484 Max Hezel	16	477 Derk van Silfhout	9
434 Marcel Ernst	14	469 Julian Bub	8
447 Matyas Pursi	12	480 Milan van Winden	7
444 Kevin Wagner	10	474 Jason Duijvestijn	6
436 Vaclav Prochazka	8	466 Valentin Knoedel	5
442 Ondrej Piki	6	411 Mark Zvarich	4
422 Carl Luthardt	4	495 Adrian Martinz	3
406 Manuel Kastl	2	416 Jayden Gushiken	2
		464 Marc Gerstenkorn	1
			1

POLE POSITION




ADAC Kartrennen Cheb

KZ2 Cup  
 Qualifying Heat A-D Rev 1  
 Race (12 Laps)

Cheb 1,202 Km  
 30.05.2026 13:25

424 Noah Kaltenbach 22	412 Iliyan Yankov 23	12
443 Lukas Lehnert 20	415 Viggo Rasmussen 21	11
462 Matej Kacovsky 18	470 Maximilian Preradovic 19	10
420 Quinten van Leeuwen 16	452 Erik Mueller 17	9
417 Khalil Sodah 14	468 Rick Hartmann 15	8
423 Oskar Steinbach 12	481 Jannik Remmert 13	7
409 Luis Esser 10	458 Radek Vavra 11	6
454 Martin Antos 8	407 Emanuel Mai 9	5
425 Sascha Dreher 6	414 Eric Wess 7	4
432 Kevin Lantinga 4	451 Tomas Kuzela 5	3
485 Oliver Staedtler 2	413 Niko Bogнар 3	2
	433 Pavel Vimmer 1	1
	POLE POSITION	



# ADAC Kartrennen Cheb


KZ2 Cup  
 Qualifying Heat B-D Rev 1  
 Race (12 Laps)

Cheb 1,202 Km

30.05.2026 15:05

424 Noah Kaltenbach	22	410 Christoffer Sachse	12
443 Lukas Lehnert	20	437 Lucie Zimmelova	11
462 Matej Kacovsky	18	498 Ondrej Duba	10
420 Quinten van Leeuwen	16	477 Derk van Silfhout	9
417 Khalil Sodah	14	469 Julian Bub	8
423 Oskar Steinbach	12	480 Milan van Winden	7
409 Luis Esser	10	474 Jason Duijvestijn	6
454 Martin Antos	8	466 Valentin Knoedel	5
425 Sascha Dreher	6	411 Mark Zvarich	4
432 Kevin Lantinga	4	495 Adrian Martinz	3
485 Oliver Staedtler	2	416 Jayden Gushiken	2
		464 Marc Gerstenkorn	1
			1

POLE POSITION



# ADAC Kartrennen Cheb


KZ2 Cup  
 Qualifying Heat A-C Rev 1  
 Race (12 Laps)

Cheb 1,202 Km

30.05.2026 15:25

450 Barry Gregory	412 Iliyan Yankov	12
22	23	
499 Karl Leesma	415 Viggo Rasmussen	11
20	21	
491 Kevin Rosenbaeck	470 Maximilian Preradovic	10
18	19	
484 Max Hezel	452 Erik Mueller	9
16	17	
434 Marcel Ernst	468 Rick Hartmann	8
14	15	
447 Matyas Pursi	481 Jannik Remmert	7
12	13	
444 Kevin Wagner	458 Radek Vavra	6
10	11	
436 Vaclav Prochazka	407 Emanuel Mai	5
8	9	
442 Ondrej Piki	414 Eric Wess	4
6	7	
422 Carl Luthardt	451 Tomas Kuzela	3
4	5	
406 Manuel Kastl	413 Niko Bognar	2
2	3	
	433 Pavel Vimmer	1
	1	

POLE POSITION




# ADAC Kartrennen Cheb

KZ2 Cup  
 Qualifying Heat C-D Rev 1  
 Race (12 Laps)

Cheb 1,202 Km  
 30.05.2026 17:10

424 Noah Kaltenbach	22	450 Barry Gregory	21	11
443 Lukas Lehnert	20	499 Karl Leesma	19	10
462 Matej Kacovsky	18	491 Kevin Rosenbaeck	17	9
420 Quinten van Leeuwen	16	484 Max Hezel	15	8
417 Khalil Sodah	14	434 Marcel Ernst	13	7
423 Oskar Steinbach	12	447 Matyas Pursl	11	6
409 Luis Esser	10	444 Kevin Wagner	9	5
454 Martin Antos	8	436 Vaclav Prochazka	7	4
425 Sascha Dreher	6	442 Ondrej Piki	5	3
432 Kevin Lantinga	4	422 Carl Luthardt	3	2
485 Oliver Staedtler	2	406 Manuel Kastl	1	1
			1	


POLE POSITION



# ADAC Kartrennen Cheb

KZ2 Cup Cheb 1,202 Km  
 Qualifying Heat A-B Rev 1 30.05.2026 17:30  
 Race (12 Laps)

410 Christoffer Sachse <b>24</b>	412 Iliyan Yankov <b>23</b>	<b>12</b>
437 Lucie Zimmelova <b>22</b>	415 Viggo Rasmussen <b>21</b>	<b>11</b>
498 Ondrej Duba <b>20</b>	470 Maximilian Preradovic <b>19</b>	<b>10</b>
477 Derk van Silfhout <b>18</b>	452 Erik Mueller <b>17</b>	<b>9</b>
469 Julian Bub <b>16</b>	468 Rick Hartmann <b>15</b>	<b>8</b>
480 Milan van Winden <b>14</b>	481 Jannik Remmert <b>13</b>	<b>7</b>
474 Jason Duijvestijn <b>12</b>	458 Radek Vavra <b>11</b>	<b>6</b>
466 Valentin Knoedel <b>10</b>	407 Emanuel Mai <b>9</b>	<b>5</b>
411 Mark Zvarich <b>8</b>	414 Eric Wess <b>7</b>	<b>4</b>
495 Adrian Martinz <b>6</b>	451 Tomas Kuzela <b>5</b>	<b>3</b>
416 Jayden Gushiken <b>4</b>	413 Niko Bogнар <b>3</b>	<b>2</b>
464 Marc Gerstenkorn <b>2</b>	433 Pavel Vimner <b>1</b>	<b>1</b>
	<b>1</b>	
	POLE POSITION	



# ADAC Kartrennen Cheb

# KZ2 Cup / Qualifying Heat B-C

Track: Cheb - 1.202 km

Race Started: 13:18:57

Best Lap by: 495 - Adrian Martinz - 50.967

Rank	#	Driver	Nat	Sponsor Competitor	Nat	Driver-License Com-Licence	Equipment	laps	T. Time Diff	Best Lap	Penalty	Points
1	▲ <sup>5</sup> 442	Ondrej Píkl	CZE	KartingPlanet s.r.o	CZE	26AS0435 26AT02781	Sodi /TM/VEGA	12	11:31.704	51.120		50
2	▲ <sup>12</sup> 434	Marcel Ernst	DEU	Doerr Motorsport	DEU	34772 65122	KR /IAME/VEGA	12	11:41.914 10.210	51.624		44
3	▲ <sup>7</sup> 444	Kevin Wagner	DEU	TB Racing Team	DEU	11828 38262	Sodi /TM/VEGA	12	11:42.029 10.325	51.431		41
4	▲ <sup>16</sup> 499	Karl Leesma	EST	Formula K SRP Factory Team	DEU	34333 48701	IPK /TM/VEGA	12	11:42.712 11.008	51.711		38
5	▼ <sup>-2</sup> 416	Jayden Gushiken	DEU	Formula K SRP Factory Team	DEU	48497 48701	IPK /TM /VEGA	12	11:44.050 12.346	51.326		36
6	▲ <sup>1</sup> 411	Mark Zvarich	THA	TB Racing Team	DEU	29 38262	Sodi /TM/VEGA	12	11:45.699 13.995	51.171	+ 10 sec	34
7	▲ <sup>5</sup> 447	Matyas Pursl	CZE	IPK VMS Racing	CZE	26AS0309 26AT00171	Birel Art /TM/VEGA	12	11:48.359 16.655	51.096	+ 5 sec	32
8	▼ <sup>-3</sup> 495	Adrian Martinz	AUT	TB Racing Team	DEU	JK2072 38262	Sodi /TM/VEGA	12	11:49.144 17.440	50.967	+ 10 sec	30
9	▲ <sup>14</sup> 410	Christoffer Sachse	DNK	MP Kartracing	NLD	72890 13058022	Henza Kart /TM/VEGA	12	11:49.669 17.965	52.326		28
10	▲ <sup>12</sup> 450	Barry Gregory	FRA	Formula K SRP Factory Team	DEU	114024 48701	IPK /TM /VEGA	12	11:57.794 26.090	52.533		27
11	▲ <sup>7</sup> 491	Kevin Rosenbaeck	SWE	Kevin Rosenbaeck	SWE	95612 95612	Intrepid /TM/VEGA	12	11:59.903 28.199	52.136	+ 10 sec	26
12	▼ <sup>-3</sup> 466	Valentin Knoedel	DEU	Formula K SRP Factory Team	DEU	48527 48701	IPK /TM/VEGA	12	12:03.915 32.211	51.180	+ 10 sec	25
13	▼ <sup>-12</sup> 464	Marc Gerstenkorn	CHE	Mach1 Motorsport	DEU	375 66429	Mach1 /TM/VEGA	12	12:13.303 41.599	57.168		24
14	▲ <sup>2</sup> 484	Max Hezel	DEU	CV Performance Group X JP Motorsport	DEU	65055 38321	KR /IAME/VEGA	12	12:18.777 47.073	58.447		23
15	▲ <sup>2</sup> 477	Derk van Silfhout	NLD	Derk van Silfhout	NLD	44638 44638	Birelart /TM/VEGA	12	12:19.107 47.403	58.219		22
16	▼ <sup>-3</sup> 480	Milan van Winden	NLD	MP Kartracing	NLD	48897 13058022	Henza Kart /TM/VEGA	12	12:19.212 47.508	58.264	+ 5 sec	21
17	▼ <sup>-15</sup> 406	Manuel Kastl	DEU	CS Competition	BEL	61705 917665	Sodi /TM/VEGA	12	12:24.847 53.143	58.424		20
18	▲ <sup>3</sup> 437	Lucie Zimmelova	CZE	MS KART RACING TEAM	CZE	26AS0118 26AT00621	MS Kart /TM/VEGA	12	12:30.368 58.664	58.224	+ 5 sec	19
19	▬ <sup>0</sup> 498	Ondrej Duba	CZE	SPIRIT RACING s.r.o.	CZE	26AS0683 26AT00681	Birelart /TM/VEGA	11	11:48.787 1 Lap	51.224	+ 5 sec	18
20	▼ <sup>-5</sup> 469	Julian Bub	DEU	Doerr Motorsport	DEU	48217 65122	KR /IAME/VEGA	10	10:10.107 2 Laps	51.700	+ 5 sec	17
21	▼ <sup>-10</sup> 474	Jason Duijvestijn	NLD	CS Competition	BEL	44454 917665	Sodi //VEGA	7	7:36.414 5 Laps	59.053		16
22	▼ <sup>-18</sup> 422	Carl Luthardt	DEU	Kartshop Ampfing	DEU	37029 66030	Birelart /TM/VEGA	4	4:32.985 8 Laps	1:00.781	+ 5 sec	15
23	▼ <sup>-15</sup> 436	Vaclav Prochazka	CZE	TEAM OKKART	CZE	26AS0252 26AT02581	Sodi /TM/VEGA	5	6:04.920 7 Laps	55.926		10

## Announcements

# 436 black flag did not classified

#469 +5 sec. time penalty (causing a collision)

#491,411,466,480 + 5 sec Jump Start

#495 +5 sec. time penalty (overtaking on yellow flag)

#411,422,437,447,466,491,495,498 time penalty 5 sec. (front fairing)

 Timekeeper  
M.Riehmers



 Race Director  
K.Meinhardt

Page 1/1

These results are provisional until the conclusion of any judicial and technical matters!

K-15652/26

Printed: 30.05.2026 / 14:05

# ADAC Kartrennen Cheb

## KZ2 Cup

### Cheb 1,202 Km

### Qualifying Heat B-C

30.05.2026 13:05

Race (12 Laps) started at 13:18:57

Lap	Time of Day	Lap Tm	Diff	S1 Tm	S2 Tm	S3 Tm
<b>(442) Ondrej Píkl</b>						
1	13:20:10.530	<b>1:13.491</b>	+22.371	21.057	22.511	29.923
2	13:21:21.251	<b>1:10.721</b>	+19.601	21.620	20.951	28.150
3	13:22:24.051	<b>1:02.800</b>	+11.680	18.975	18.447	25.378
4	13:23:22.600	<b>58.549</b>	+7.429	17.133	17.629	23.787
5	13:24:19.943	<b>57.343</b>	+6.223	17.083	17.654	22.606
6	13:25:16.135	<b>56.192</b>	+5.072	16.899	17.318	21.975
7	13:26:09.261	<b>53.126</b>	+2.006	16.006	17.002	20.118
8	13:27:01.616	<b>52.355</b>	+1.235	15.875	17.061	19.419
9	13:27:53.634	<b>52.018</b>	+0.898	15.881	16.915	19.222
10	13:28:45.830	<b>52.196</b>	+1.076	15.950	17.097	19.149
11	13:29:37.623	<b>51.793</b>	+0.673	15.886	16.861	19.046
12	13:30:28.743	<b>51.120</b>		<b>15.627</b>	<b>16.690</b>	<b>18.903</b>

Lap	Time of Day	Lap Tm	Diff	S1 Tm	S2 Tm	S3 Tm
<b>(434) Marcel Ernst</b>						
1	13:20:19.881	<b>1:21.572</b>	+29.948	25.000	25.304	31.268
2	13:21:29.405	<b>1:09.524</b>	+17.900	20.935	20.218	28.371
3	13:22:32.863	<b>1:03.458</b>	+11.834	18.782	19.072	25.604
4	13:23:31.112	<b>58.249</b>	+6.625	17.013	17.376	23.860
5	13:24:27.717	<b>56.605</b>	+4.981	16.881	17.219	22.505
6	13:25:23.319	<b>55.602</b>	+3.978	16.325	17.801	21.476
7	13:26:17.672	<b>54.353</b>	+2.729	16.230	17.593	20.530
8	13:27:10.850	<b>53.178</b>	+1.554	16.299	17.017	19.862
9	13:28:03.287	<b>52.437</b>	+0.813	16.006	17.083	19.348
10	13:28:55.685	<b>52.398</b>	+0.774	15.742	16.885	19.771
11	13:29:47.329	<b>51.644</b>	+0.020	15.915	16.760	<b>18.969</b>
12	13:30:38.953	<b>51.624</b>		<b>15.659</b>	<b>16.684</b>	19.281

Lap	Time of Day	Lap Tm	Diff	S1 Tm	S2 Tm	S3 Tm
<b>(444) Kevin Wagner</b>						
1	13:20:25.777	<b>1:20.087</b>	+28.666	23.664	23.109	33.324
2	13:21:35.465	<b>1:09.688</b>	+18.257	19.820	21.498	28.370
3	13:22:37.735	<b>1:02.270</b>	+10.839	18.055	19.111	25.104
4	13:23:35.573	<b>57.838</b>	+6.407	17.209	17.397	23.232
5	13:24:31.465	<b>55.892</b>	+4.461	16.257	17.235	22.400
6	13:25:25.732	<b>54.267</b>	+2.836	16.119	17.551	20.597
7	13:26:19.712	<b>53.980</b>	+2.549	15.836	17.341	20.803
8	13:27:12.656	<b>52.944</b>	+1.513	15.863	17.564	19.517
9	13:28:04.202	<b>51.546</b>	+0.115	15.684	<b>16.718</b>	19.144
10	13:28:55.842	<b>51.640</b>	+0.209	15.628	16.724	19.288
11	13:29:47.637	<b>51.795</b>	+0.364	15.907	16.760	19.128
12	13:30:39.068	<b>51.431</b>		<b>15.607</b>	16.721	<b>19.103</b>

Lap	Time of Day	Lap Tm	Diff	S1 Tm	S2 Tm	S3 Tm
<b>(499) Karl Leesma</b>						
1	13:20:18.487	<b>1:19.642</b>	+27.931	23.818	24.834	30.990
2	13:21:28.869	<b>1:10.382</b>	+18.671	21.316	20.279	28.787
3	13:22:31.355	<b>1:02.486</b>	+10.775	18.366	18.589	25.531
4	13:23:29.913	<b>58.558</b>	+6.847	16.592	18.232	23.734
5	13:24:27.105	<b>57.192</b>	+5.481	17.079	17.811	22.302
6	13:25:21.540	<b>54.435</b>	+2.724	16.273	17.391	20.771
7	13:26:17.266	<b>55.726</b>	+4.015	16.970	18.391	20.365
8	13:27:10.485	<b>53.219</b>	+1.508	15.951	17.227	20.041
9	13:28:02.674	<b>52.189</b>	+0.478	15.893	16.922	19.374
10	13:28:55.864	<b>53.190</b>	+1.479	16.166	16.987	20.037
11	13:29:48.040	<b>52.176</b>	+0.465	16.155	16.951	<b>19.070</b>
12	13:30:39.751	<b>51.711</b>		<b>15.665</b>	<b>16.900</b>	19.146

Lap	Time of Day	Lap Tm	Diff	S1 Tm	S2 Tm	S3 Tm
<b>(416) Jayden Gushiken</b>						
1	13:20:17.918	<b>1:20.384</b>	+29.058	24.543	25.225	30.616
2	13:21:28.427	<b>1:10.509</b>	+19.183	21.701	20.311	28.497
3	13:22:33.050	<b>1:04.623</b>	+13.297	19.585	19.005	26.033
4	13:23:31.727	<b>58.677</b>	+7.351	17.157	17.758	23.762
5	13:24:30.257	<b>58.530</b>	+7.204	16.943	19.434	22.153
6	13:25:26.443	<b>56.186</b>	+4.860	16.844	18.441	20.901
7	13:26:20.467	<b>54.024</b>	+2.698	15.982	17.241	20.801
8	13:27:15.191	<b>54.724</b>	+3.398	16.473	17.827	20.424
9	13:28:07.085	<b>51.894</b>	+0.568	15.854	16.904	19.136
10	13:28:58.418	<b>51.333</b>	+0.007	<b>15.595</b>	<b>16.638</b>	19.100
11	13:29:49.763	<b>51.345</b>	+0.019	15.689	16.821	<b>18.835</b>
12	13:30:41.089	<b>51.326</b>		<b>15.627</b>	<b>16.691</b>	19.008

Lap	Time of Day	Lap Tm	Diff	S1 Tm	S2 Tm	S3 Tm
<b>(411) Mark Zvarich</b>						
1	13:20:16.210	<b>1:18.390</b>	+27.219	22.932	24.915	30.543
2	13:21:26.471	<b>1:10.261</b>	+19.090	20.830	20.788	28.643

Lap	Time of Day	Lap Tm	Diff	S1 Tm	S2 Tm	S3 Tm
3	13:22:28.746	<b>1:02.275</b>	+11.104	17.758	18.320	26.197
4	13:23:26.921	<b>58.175</b>	+7.004	16.972	17.824	23.379
5	13:24:24.780	<b>57.859</b>	+6.688	16.801	18.758	22.300
6	13:25:20.061	<b>55.281</b>	+4.110	16.193	17.626	21.462
7	13:26:15.137	<b>55.076</b>	+3.905	16.658	18.775	19.643
8	13:27:06.866	<b>51.729</b>	+0.558	15.806	16.738	19.185
9	13:27:58.721	<b>51.855</b>	+0.684	15.681	16.938	19.236
10	13:28:50.253	<b>51.532</b>	+0.361	15.709	16.832	18.991
11	13:29:41.424	<b>51.171</b>		<b>15.528</b>	<b>16.675</b>	<b>18.968</b>
12	13:30:32.738	<b>51.314</b>	+0.143	15.630	16.701	18.983

Lap	Time of Day	Lap Tm	Diff	S1 Tm	S2 Tm	S3 Tm
<b>(447) Matyas Pursi</b>						
1	13:20:18.359	<b>1:20.796</b>	+29.700	22.309	23.448	35.039
2	13:21:29.921	<b>1:11.562</b>	+20.466	21.673	21.384	28.505
3	13:22:33.259	<b>1:03.338</b>	+12.242	19.318	18.595	25.425
4	13:23:32.111	<b>58.852</b>	+7.756	17.293	18.237	23.322
5	13:24:29.606	<b>57.495</b>	+6.399	16.806	19.027	21.662
6	13:25:24.950	<b>55.344</b>	+4.248	17.185	17.725	20.434
7	13:26:20.175	<b>55.225</b>	+4.129	16.425	17.867	20.933
8	13:27:14.023	<b>53.848</b>	+2.752	16.230	17.947	19.671
9	13:28:06.100	<b>52.077</b>	+0.981	15.926	16.852	19.299
10	13:28:57.939	<b>51.839</b>	+0.743	15.790	17.001	19.048
11	13:29:49.302	<b>51.363</b>	+0.267	15.775	16.809	<b>18.779</b>
12	13:30:40.398	<b>51.096</b>		<b>15.535</b>	<b>16.754</b>	18.807

Lap	Time of Day	Lap Tm	Diff	S1 Tm	S2 Tm	S3 Tm
<b>(495) Adrian Martinz</b>						
1	13:20:17.319	<b>1:19.694</b>	+28.727	22.930	25.384	31.380
2	13:21:27.254	<b>1:09.935</b>	+18.968	21.601	20.445	27.889
3	13:22:31.461	<b>1:04.207</b>	+13.240	19.846	18.862	25.499
4	13:23:30.021	<b>58.560</b>	+7.593	17.364	17.696	23.500
5	13:24:27.461	<b>57.440</b>	+6.473	17.159	17.726	22.555
6	13:25:21.772	<b>54.311</b>	+3.344	16.371	17.381	20.559
7	13:26:17.539	<b>55.767</b>	+4.800	16.968	18.227	20.572
8	13:27:10.707	<b>53.168</b>	+2.201	16.142	16.851	20.175
9	13:28:02.739	<b>52.032</b>	+1.065	15.963	16.791	19.278
10	13:28:54.238	<b>51.499</b>	+0.532	15.912	16.669	18.918
11	13:29:45.216	<b>50.978</b>	+0.011	<b>15.658</b>	<b>16.535</b>	<b>18.785</b>
12	13:30:36.183	<b>50.967</b>		<b>15.670</b>	<b>16.501</b>	18.796

Lap	Time of Day	Lap Tm	Diff	S1 Tm	S2 Tm	S3 Tm
<b>(410) Christoffer Sachse</b>						
1	13:20:20.743	<b>1:20.884</b>	+28.558	24.623	25.719	30.542
2	13:21:32.004	<b>1:11.261</b>	+18.935	22.289	20.484	28.488
3	13:22:36.194	<b>1:04.190</b>	+11.864	19.334	18.411	26.445
4	13:23:34.967	<b>58.773</b>	+6.447	17.434	17.894	23.445
5	13:24:31.179	<b>56.212</b>	+3.886	16.455	17.380	22.377
6	13:25:26.680	<b>55.501</b>	+3.175	16.238	18.549	20.714
7	13:26:21.504	<b>54.824</b>	+2.498	16.067	17.746	21.011
8	13:27:16.939	<b>55.435</b>	+3.109	17.048	17.525	20.862
9	13:28:09.409	<b>52.470</b>	+0.144	16.190	17.099	19.181
10	13:29:01.780	<b>52.371</b>	+0.045	15.882	17.035	19.454
11	13:29:54.382	<b>52.602</b>	+0.276	16.445	<b>17.013</b>	<b>19.144</b>
12	13:30:46.708	<b>52.326</b>		<b>15.700</b>	17.024	19.602

Lap	Time of Day	Lap Tm	Diff	S1 Tm	S2 Tm	S3 Tm
<b>(450) Barry Gregory</b>						
1	13:20:20.410	<b>1:20.857</b>	+28.324	23.925	25.951	30.981
2	13:21:33.696	<b>1:13.286</b>	+20.753	22.961	21.829	28.496
3	13:22:38.957	<b>1:05.261</b>	+12.728	19.523	19.087	26.651
4	13:23:37.260	<b>58.303</b>	+5.770	17.633	17.432	23.238
5	13:24:33.865	<b>56.605</b>	+4.072	17.274	17.521	21.810
6	13:25:29.171	<b>55.306</b>	+2.773	16.377	18.226	20.703
7	13:26:25.130	<b>55.959</b>	+3.426	17.877	17.915	20.167
8	13:27:20.907	<b>55.777</b>	+3.244	16.572	18.218	20.987
9	13:28:16.039	<b>55.132</b>	+2.599	16.910	17.200	21.022
10	13:29:09.682	<b>53.643</b>	+1.110	17.018	17.179	<b>19.446</b>
11	13:30:02.215	<b>52.533</b>		<b>15.953</b>	17.129	19.451
12	13:30:54.833	<b>52.618</b>	+0.085	16.198	<b>16.961</b>	19.459

Lap	Time of Day	Lap Tm	Diff	S1 Tm	S2 Tm	S3 Tm
<b>(491) Kevin Rosenbaeck</b>						
1	13:20:21.153	<b>1:21.946</b>	+29.810	24.925	25.826	31.195
2	13:21:34.191	<b>1:13.038</b>	+20.902	22.138	22.623	28.277
3	13:22:37.259	<b>1:03.068</b>	+10.932	19.073	18.169	25.826

# ADAC Kartennen Cheb

## KZ2 Cup

### Qualifying Heat B-C

## Cheb 1,202 Km

### 30.05.2026 13:05

### Race (12 Laps) started at 13:18:57

Lap	Time of Day	Lap Tm	Diff	S1 Tm	S2 Tm	S3 Tm	Lap	Time of Day	Lap Tm	Diff	S1 Tm	S2 Tm	S3 Tm
7	13:26:21.563	<b>54.174</b>	+2.038	16.187	17.090	20.897	11	13:30:12.987	<b>58.699</b>	+0.435	<b>17.537</b>	19.070	22.092
8	13:27:17.050	<b>55.487</b>	+3.351	17.039	17.625	20.823	12	13:31:11.251	<b>58.264</b>		17.977	<b>18.638</b>	21.649
9	13:28:09.587	<b>52.537</b>	+0.401	16.391	17.034	19.112							
10	13:29:01.937	<b>52.350</b>	+0.214	15.898	17.053	19.399							
11	13:29:54.806	<b>52.869</b>	+0.733	16.822	<b>16.985</b>	<b>19.062</b>							
12	13:30:46.942	<b>52.136</b>		<b>15.725</b>	17.115	19.296							

#### (466) Valentin Knoedel

1	13:20:19.890	<b>1:22.112</b>	+30.932	24.590	25.720	31.802
2	13:21:32.381	<b>1:12.491</b>	+21.311	22.555	20.332	29.604
3	13:22:37.069	<b>1:04.688</b>	+13.508	19.397	18.737	26.554
4	13:23:36.991	<b>59.922</b>	+8.742	17.441	17.731	24.750
5	13:24:34.995	<b>58.004</b>	+6.824	17.209	18.186	22.609
6	13:25:31.486	<b>56.491</b>	+5.311	16.426	18.060	22.005
7	13:26:25.223	<b>53.737</b>	+2.557	16.667	17.203	19.867
8	13:27:20.110	<b>54.887</b>	+3.707	16.075	18.439	20.373
9	13:28:15.824	<b>55.714</b>	+4.534	16.531	17.466	21.717
10	13:29:08.051	<b>52.227</b>	+1.047	16.069	16.957	19.201
11	13:29:59.774	<b>51.723</b>	+0.543	15.758	16.850	19.115
12	13:30:50.954	<b>51.180</b>		<b>15.654</b>	<b>16.685</b>	<b>18.841</b>

#### (464) Marc Gerstenkorn

1	13:20:10.860	<b>1:10.246</b>	+13.078	22.395	22.099	25.752
2	13:21:15.849	<b>1:04.989</b>	+7.821	18.790	21.039	25.160
3	13:22:19.365	<b>1:03.516</b>	+6.348	18.820	20.408	24.288
4	13:23:21.450	<b>1:02.085</b>	+4.917	18.559	19.892	23.634
5	13:24:23.929	<b>1:02.479</b>	+5.311	18.494	19.072	24.913
6	13:25:23.769	<b>59.840</b>	+2.672	18.173	19.618	22.049
7	13:26:22.671	<b>58.902</b>	+1.734	17.460	19.141	22.301
8	13:27:20.936	<b>58.265</b>	+1.097	17.432	19.080	21.753
9	13:28:18.433	<b>57.497</b>	+0.329	17.351	18.871	21.275
10	13:29:15.601	<b>57.168</b>		17.296	18.667	<b>21.205</b>
11	13:30:12.937	<b>57.336</b>	+0.168	<b>17.142</b>	18.588	21.606
12	13:31:10.342	<b>57.405</b>	+0.237	17.616	<b>18.483</b>	21.306

#### (464) Max Hezel

1	13:20:06.543	<b>1:08.214</b>	+9.767	21.782	21.687	24.745
2	13:21:12.167	<b>1:05.624</b>	+7.177	19.963	21.065	24.596
3	13:22:15.920	<b>1:03.763</b>	+5.306	19.253	20.011	24.489
4	13:23:18.362	<b>1:02.442</b>	+3.995	18.823	19.703	23.916
5	13:24:20.007	<b>1:01.645</b>	+3.198	18.926	19.657	23.062
6	13:25:19.948	<b>59.941</b>	+1.494	18.185	19.312	22.444
7	13:26:20.156	<b>1:00.208</b>	+1.761	18.391	19.862	21.955
8	13:27:19.970	<b>59.814</b>	+1.367	18.240	19.547	22.027
9	13:28:19.442	<b>59.472</b>	+1.025	18.118	19.517	21.837
10	13:29:18.470	<b>59.028</b>	+0.581	17.931	19.288	21.809
11	13:30:16.917	<b>58.447</b>		<b>17.760</b>	19.103	<b>21.584</b>
12	13:31:15.816	<b>58.899</b>	+0.452	17.874	<b>19.000</b>	22.025

#### (477) Derk van Silfhout

1	13:20:08.572	<b>1:10.167</b>	+11.948	22.526	21.968	25.673
2	13:21:13.593	<b>1:05.021</b>	+6.802	19.274	21.214	24.533
3	13:22:17.181	<b>1:03.588</b>	+5.369	18.832	19.680	25.076
4	13:23:19.405	<b>1:02.224</b>	+4.005	18.654	19.756	23.814
5	13:24:20.854	<b>1:01.449</b>	+3.230	18.311	19.460	23.678
6	13:25:21.366	<b>1:00.512</b>	+2.293	18.005	19.595	22.912
7	13:26:21.921	<b>1:00.555</b>	+2.336	18.142	19.276	23.137
8	13:27:21.948	<b>1:00.027</b>	+1.808	17.930	20.346	21.751
9	13:28:20.436	<b>58.488</b>	+0.269	17.813	<b>19.097</b>	21.578
10	13:29:18.916	<b>58.480</b>	+0.261	17.732	19.262	21.486
11	13:30:17.135	<b>58.219</b>		<b>17.612</b>	19.275	<b>21.332</b>
12	13:31:16.146	<b>59.011</b>	+0.792	17.873	19.720	21.418

#### (480) Milan van Winden

1	13:20:06.346	<b>1:08.581</b>	+10.317	20.590	22.521	25.470
2	13:21:12.842	<b>1:06.496</b>	+8.232	20.485	21.328	24.683
3	13:22:16.980	<b>1:04.138</b>	+5.874	19.267	20.305	24.566
4	13:23:18.476	<b>1:01.496</b>	+3.232	18.721	19.442	23.333
5	13:24:18.925	<b>1:00.449</b>	+2.185	18.468	19.230	22.751
6	13:25:18.474	<b>59.549</b>	+1.285	18.279	18.998	22.272
7	13:26:17.552	<b>59.078</b>	+0.814	18.072	19.085	21.921
8	13:27:16.853	<b>59.301</b>	+1.037	17.798	19.233	22.270
9	13:28:15.885	<b>59.032</b>	+0.768	18.009	18.907	22.116
10	13:29:14.288	<b>58.403</b>	+0.139	17.895	18.881	<b>21.627</b>

#### (406) Manuel Kastl

1	13:20:15.282	<b>1:12.706</b>	+14.282	22.213	23.427	27.066
2	13:21:22.166	<b>1:06.884</b>	+8.460	20.539	21.270	25.075
3	13:22:25.149	<b>1:02.983</b>	+4.559	19.082	19.701	24.200
4	13:23:26.684	<b>1:01.535</b>	+3.111	18.370	19.776	23.389
5	13:24:28.495	<b>1:01.811</b>	+3.387	18.242	19.796	23.773
6	13:25:28.924	<b>1:00.429</b>	+2.005	18.188	19.865	22.376
7	13:26:28.104	<b>59.180</b>	+0.756	17.677	19.225	22.278
8	13:27:27.595	<b>59.491</b>	+1.067	18.026	19.226	22.239
9	13:28:26.365	<b>58.770</b>	+0.346	17.870	19.047	21.853
10	13:29:24.976	<b>58.611</b>	+0.187	17.833	<b>18.922</b>	21.856
11	13:30:23.400	<b>58.424</b>		<b>17.601</b>	19.069	<b>21.754</b>
12	13:31:21.886	<b>58.486</b>	+0.062	17.784	18.922	21.780

#### (437) Lucie Zimmelova

1	13:20:16.087	<b>1:16.295</b>	+18.071	23.837	24.749	27.709
2	13:21:22.574	<b>1:06.487</b>	+8.263	20.017	21.535	24.935
3	13:22:26.780	<b>1:04.206</b>	+5.982	19.485	20.285	24.436
4	13:23:29.861	<b>1:03.081</b>	+4.857	19.514	19.771	23.796
5	13:24:31.345	<b>1:01.484</b>	+3.260	18.729	19.049	23.706
6	13:25:31.380	<b>1:00.035</b>	+1.811	18.506	19.444	22.085
7	13:26:29.887	<b>58.507</b>	+0.283	18.117	<b>18.609</b>	21.781
8	13:27:28.111	<b>58.224</b>		17.629	18.677	21.918
9	13:28:26.815	<b>58.704</b>	+0.480	17.806	18.981	21.917
10	13:29:25.324	<b>58.509</b>	+0.285	17.638	19.000	21.871
11	13:30:23.770	<b>58.446</b>	+0.222	<b>17.573</b>	18.889	21.984
12	13:31:22.407	<b>58.637</b>	+0.413	17.677	19.452	<b>21.508</b>

#### (498) Ondrej Duba

1	13:20:22.890	<b>1:16.514</b>	+25.290	23.454	22.398	30.662
2	13:21:32.527	<b>1:09.637</b>	+18.413	20.658	20.751	28.228
3	13:22:34.819	<b>1:02.292</b>	+11.068	18.980	18.539	24.773
4	13:23:31.928	<b>57.109</b>	+5.885	16.680	17.594	22.835
5	13:24:35.935	<b>1:54.007</b>	+1:02.783	16.851	18.031	20.970
6	13:25:35.285	<b>54.350</b>	+3.126	15.983	17.529	20.838
7	13:26:34.882	<b>54.597</b>	+3.373	16.323	18.047	20.227
8	13:27:34.672	<b>51.790</b>	+0.566	15.901	16.787	19.102
9	13:28:34.097	<b>51.425</b>	+0.201	15.638	16.839	18.948
10	13:29:33.602	<b>51.505</b>	+0.281	15.741	16.940	<b>18.824</b>
11	13:30:33.826	<b>51.224</b>		<b>15.569</b>	<b>16.772</b>	18.883

#### (469) Julian Bub

1	13:20:23.624	<b>1:25.084</b>	+33.384	25.336	26.679	33.069
2	13:21:36.400	<b>1:12.776</b>	+21.076	21.818	22.217	28.741
3	13:22:39.075	<b>1:02.675</b>	+10.975	18.081	18.929	25.665
4	13:23:37.114	<b>58.039</b>	+6.339	17.004	17.568	23.467
5	13:24:32.830	<b>55.716</b>	+4.016	16.874	17.491	21.351
6	13:25:29.021	<b>56.191</b>	+4.491	17.010	17.566	21.615
7	13:26:22.691	<b>53.670</b>	+1.970	16.424	17.051	20.195
8	13:27:17.143	<b>54.452</b>	+2.752	16.213	17.563	20.676
9	13:28:10.446	<b>53.303</b>	+1.603	17.121	<b>16.948</b>	19.234
10	13:29:02.146	<b>51.700</b>		<b>15.755</b>	16.961	<b>18.984</b>

#### (474) Jason Duijvestijn

1	13:20:19.842	<b>1:13.852</b>	+14.799	22.943	22.
---	--------------	-----------------	---------	--------	-----

ADAC Kartrennen Cheb

KZ2 Cup Cheb 1,202 Km

Qualifying Heat B-C 30.05.2026 13:05

Race (12 Laps) started at 13:18:57

Lap	Time of Day	Lap Tm	Diff	S1 Tm	S2 Tm	S3 Tm	Lap	Time of Day	Lap Tm	Diff	S1 Tm	S2 Tm	S3 Tm
3	13:23:09.830	<b>59.986</b>	+4.060	17.482	17.560	24.944							
4	13:24:06.033	<b>56.203</b>	+0.277	16.586	<b>17.547</b>	22.070							
5	13:25:01.959	<b>55.926</b>		<b>16.485</b>	17.872	<b>21.569</b>							

# ADAC Kartrennen Cheb

# KZ2 Cup / Qualifying Heat A-D

Track: Cheb - 1.202 km

Race Started: 13:39:13

Best Lap by: 433 - Pavel Vimmer - 50.022

Rank	#	Driver	Nat	Sponsor Competitor	Nat	Driver-License Com-Licence	Equipment	laps	T. Time Diff	Best Lap	Penalty	Points
1	0	433 Pavel Vimmer	CZE	TB Racing Team	DEU	26AS0709 38262	KR /TM/VEGA	12	10:13.037	50.022		50
2	0	485 Oliver Staedtler	DEU	Formula K SRP Factory Team	DEU	65210 48701	IPK /TM/VEGA	12	10:14.016 0.979	50.100		44
3	1	432 Kevin Lantinga	NLD	TB Racing Team	DEU	42585 38262	Sodi /TM/VEGA	12	10:17.350 4.313	50.258		41
4	1	451 Tomas Kuzela	CZE	SKYLARKS Karting Team	CZE	26AS1180 26AT00961	Sodi /TM/VEGA	12	10:18.102 5.065	50.505		38
5	-2	413 Niko Bognar	DEU	Formula K SRP Factory Team	DEU	65560 48701	IPK /TM/VEGA	12	10:18.315 5.278	50.448		36
6	5	458 Radek Vavra	CZE	TB Racing Team	DEU	26AS0260 38262	Sodi /TM /VEGA	12	10:20.655 7.618	50.379		34
7	5	423 Oskar Steinbach	DEU	Kartshop Ampfing	DEU	10217 66030	Birelart /TM/VEGA	12	10:23.077 10.040	50.300		32
8	1	407 Emanuel Mai	DEU	Solgat Motorsport	DEU	16484 66799	Birelart /TM/VEGA	12	10:23.720 10.683	50.223	+ 5 sec	30
9	14	412 Iliyan Yankov	BGR	Formula K SRP Factory Team	DEU	BG-26/E-INT 009 48701	IPK /TM/VEGA	12	10:25.243 12.206	50.248		28
10	3	481 Jannik Remmert	DEU	VDB Kart Racing	DEU	19994 66002	Birelart /TM/VEGA	12	10:25.887 12.850	50.778		27
11	-3	454 Martin Antos	CZE	SPIRIT RACING s.r.o.	CZE	26AS0350 26AT00681	Birelart /TM/VEGA	12	10:28.854 15.817	50.684		26
12	4	420 Quinten van Leeuwen	NLD	MP Kartracing	NLD	48150 13058022	Henza Kart /TM/VEGA	12	10:31.175 18.138	50.541	+ 5 sec	25
13	2	468 Rick Hartmann	DEU	MSC Langenfeld MP Kartracing	NLD	67247 13058022	Henza Kart /TM/VEGA	12	10:31.515 18.478	50.898		24
14	6	443 Lukas Lehnert	CZE	MS KART RACING TEAM	CZE	26AS0408 26AT00621	MS Kart /TM/VEGA	12	10:34.981 21.944	50.967		23
15	-8	414 Eric Wess	DEU	Christian Wess	DEU	44964 65002	Birelart /TM/VEGA	12	10:35.139 22.102	50.260		22
16	3	470 Maximilian Preradovic	DEU	Solgat Motorsport	DEU	52050 66799	Birelart /TM/VEGA	12	10:36.068 23.031	50.813	+ 5 sec	21
17	-3	417 Khalil Sodah	LTU	Mach1 Motorsport	DEU	2026-ITE/25 66429	Mach1 /TM/VEGA	12	10:36.261 23.224	50.758	+ 5 sec	20
18	0	462 Matej Kacovsky	CZE	SPIRIT RACING s.r.o.	CZE	26AS1717 26AT00681	Birelart /TM/VEGA	12	10:36.815 23.778	51.005	+ 5 sec	19
19	-13	425 Sascha Dreher	DEU	Mach1 Motorsport	DEU	41859 66429	Mach1 /TM/VEGA	12	10:37.406 24.369	50.419	+ 5 sec	18
20	2	424 Noah Kaltenbach	DEU	Solgat Motorsport	DEU	41550 66799	Birelart /TM/VEGA	12	10:54.518 41.481	52.646		17
21	-11	409 Luis Esser	DEU	Mach1 Motorsport	DEU	11661 66429	Mach1 /TM/VEGA	3	2:44.715 9 Laps	52.479		16
22	-5	452 Erik Mueller	DEU	Mach1 Motorsport	DEU	17884 66429	Mach1 /TM/VEGA	1	1:26.197 11 Laps	1:24.113		15

### Not classified

DNS	415	Viggo Rasmussen	DEU	Kartshop Ampfing	DEU	69185 66030	Birelart /TM/VEGA	0	DNS			14
-----	-----	-----------------	-----	------------------	-----	----------------	-------------------	---	-----	--	--	----

### Announcements

#407 +5 sec. time penalty (causing a collision)

#425 + 5 sec. time penalty (jump start)

#417,462,470 time penalty 5 sec. (front fairing)

#420 +5 sec. time penalty (pushing)

 Timekeeper  
M.Riehmers



 Race Director  
K.Meinhardt

Page 1/1

These results are provisional until the conclusion of any judicial and technical matters!

K-15652/26

Printed: 30.05.2026 / 14:27

## ADAC Kartrennen Cheb

### KZ2 Cup

Cheb 1,202 Km

### Qualifying Heat A-D

30.05.2026 13:25

Race (12 Laps) started at 13:39:13

Lap	Time of Day	Lap Tm	Diff	S1 Tm	S2 Tm	S3 Tm	Lap	Time of Day	Lap Tm	Diff	S1 Tm	S2 Tm	S3 Tm
<b>(433) Pavel Vimmer</b>							3	13:41:57.572	<b>51.851</b>	+1.472	15.830	17.097	18.924
1	13:40:08.146	<b>55.077</b>	+5.055	17.595	17.614	19.868	4	13:42:48.932	<b>51.360</b>	+0.981	15.816	16.847	18.697
2	13:41:01.022	<b>52.876</b>	+2.854	16.294	17.281	19.301	5	13:43:39.874	<b>50.942</b>	+0.563	15.509	16.713	18.720
3	13:41:52.929	<b>51.907</b>	+1.885	15.896	17.029	18.982	6	13:44:30.624	<b>50.750</b>	+0.371	15.438	16.741	18.571
4	13:42:44.017	<b>51.088</b>	+1.066	15.551	16.757	18.780	7	13:45:21.286	<b>50.662</b>	+0.283	15.503	16.598	18.561
5	13:43:34.762	<b>50.745</b>	+0.723	15.458	16.663	18.624	8	13:46:11.964	<b>50.678</b>	+0.299	<b>15.291</b>	16.849	18.538
6	13:44:25.365	<b>50.603</b>	+0.581	15.365	16.635	18.603	9	13:47:02.374	<b>50.410</b>	+0.031	15.369	16.541	<b>18.500</b>
7	13:45:15.625	<b>50.260</b>	+0.238	15.252	16.527	18.481	10	13:47:52.838	<b>50.464</b>	+0.085	15.364	16.568	18.532
8	13:46:05.772	<b>50.147</b>	+0.125	15.269	<b>16.380</b>	18.498	11	13:48:43.217	<b>50.379</b>		15.300	<b>16.473</b>	18.606
9	13:46:55.841	<b>50.069</b>	+0.047	15.194	16.390	18.485	12	13:49:33.724	<b>50.507</b>	+0.128	15.362	16.560	18.585
10	13:47:45.971	<b>50.130</b>	+0.108	15.204	16.484	18.442	<b>(423) Oskar Steinbach</b>						
11	13:48:35.993	<b>50.022</b>		15.182	16.414	<b>18.426</b>	1	13:40:11.757	<b>57.325</b>	+7.025	18.444	18.282	20.599
12	13:49:26.106	<b>50.113</b>	+0.091	<b>15.145</b>	16.435	18.533	2	13:41:06.718	<b>54.961</b>	+4.661	17.795	17.654	19.512
<b>(485) Oliver Staedtler</b>							3	13:41:59.163	<b>52.445</b>	+2.145	15.931	17.187	19.327
1	13:40:08.609	<b>55.365</b>	+5.265	17.797	17.827	19.741	4	13:42:51.271	<b>52.108</b>	+1.808	16.281	17.003	18.824
2	13:41:01.526	<b>52.917</b>	+2.817	16.208	17.404	19.305	5	13:43:42.255	<b>50.984</b>	+0.684	15.518	16.745	18.721
3	13:41:53.523	<b>51.997</b>	+1.897	15.872	17.074	19.051	6	13:44:33.229	<b>50.974</b>	+0.674	15.617	16.689	18.668
4	13:42:44.874	<b>51.351</b>	+1.251	15.773	16.748	18.830	7	13:45:24.009	<b>50.780</b>	+0.480	15.542	16.597	18.641
5	13:43:35.444	<b>50.570</b>	+0.470	15.493	16.534	18.543	8	13:46:14.540	<b>50.531</b>	+0.231	15.427	16.549	18.555
6	13:44:25.860	<b>50.416</b>	+0.316	15.391	16.528	18.497	9	13:47:05.051	<b>50.511</b>	+0.211	15.461	16.477	18.573
7	13:45:16.170	<b>50.310</b>	+0.210	15.377	16.478	18.455	10	13:47:55.440	<b>50.389</b>	+0.089	<b>15.348</b>	16.458	18.583
8	13:46:06.357	<b>50.187</b>	+0.087	15.285	16.451	18.451	11	13:48:45.740	<b>50.300</b>		15.362	<b>16.438</b>	<b>18.500</b>
9	13:46:56.624	<b>50.267</b>	+0.167	15.326	16.471	18.470	12	13:49:36.146	<b>50.406</b>	+0.106	15.380	16.469	18.557
10	13:47:46.724	<b>50.100</b>		<b>15.264</b>	16.405	<b>18.431</b>	<b>(407) Emanuel Mai</b>						
11	13:48:36.861	<b>50.137</b>	+0.037	15.286	16.397	18.454	1	13:40:11.564	<b>57.506</b>	+7.283	18.581	18.186	20.739
12	13:49:27.085	<b>50.224</b>	+0.124	15.380	<b>16.396</b>	18.448	2	13:41:04.729	<b>53.165</b>	+2.942	16.495	17.274	19.396
<b>(432) Kevin Lantinga</b>							3	13:41:56.601	<b>51.872</b>	+1.649	15.969	16.928	18.975
1	13:40:08.761	<b>55.279</b>	+5.021	17.734	17.884	19.661	4	13:42:47.713	<b>51.112</b>	+0.889	15.631	16.733	18.748
2	13:41:01.637	<b>52.876</b>	+2.618	16.176	17.567	19.133	5	13:43:38.440	<b>50.727</b>	+0.504	15.480	16.617	18.630
3	13:41:53.640	<b>52.003</b>	+1.745	15.913	17.079	19.011	6	13:44:29.246	<b>50.806</b>	+0.583	15.536	16.610	18.660
4	13:42:45.057	<b>51.417</b>	+1.159	15.764	16.813	18.840	7	13:45:19.770	<b>50.524</b>	+0.301	15.362	16.583	18.579
5	13:43:35.915	<b>50.858</b>	+0.600	15.472	16.687	18.699	8	13:46:10.286	<b>50.516</b>	+0.293	15.372	16.554	18.590
6	13:44:27.011	<b>51.096</b>	+0.838	15.473	16.787	18.836	9	13:47:00.730	<b>50.444</b>	+0.221	15.343	16.533	18.568
7	13:45:17.930	<b>50.919</b>	+0.661	15.479	16.751	18.689	10	13:47:51.069	<b>50.339</b>	+0.116	15.385	16.494	<b>18.460</b>
8	13:46:08.472	<b>50.542</b>	+0.284	15.375	16.616	18.551	11	13:48:41.292	<b>50.223</b>		<b>15.277</b>	<b>16.409</b>	18.537
9	13:46:58.730	<b>50.253</b>		<b>15.250</b>	16.509	<b>18.499</b>	12	13:49:31.789	<b>50.497</b>	+0.274	15.334	16.583	18.580
10	13:47:49.128	<b>50.398</b>	+0.140	15.356	16.534	18.508	<b>(412) Iliyan Yankov</b>						
11	13:48:39.429	<b>50.301</b>	+0.043	15.279	<b>16.492</b>	18.530	1	13:40:14.544	<b>59.145</b>	+8.897	20.210	18.412	20.523
12	13:49:30.419	<b>50.990</b>	+0.732	15.474	16.568	18.948	2	13:41:08.633	<b>54.089</b>	+3.841	16.792	17.628	19.669
<b>(451) Tomas Kuzela</b>							3	13:42:00.865	<b>52.232</b>	+1.984	16.018	17.079	19.135
1	13:40:09.228	<b>55.563</b>	+5.058	18.123	17.839	19.601	4	13:42:52.629	<b>51.764</b>	+1.516	15.918	16.689	19.157
2	13:41:01.989	<b>52.761</b>	+2.256	16.073	17.638	19.050	5	13:43:44.168	<b>51.539</b>	+1.291	15.708	17.275	18.556
3	13:41:53.821	<b>51.832</b>	+1.327	15.736	17.223	18.873	6	13:44:34.879	<b>50.711</b>	+0.463	15.409	16.771	18.531
4	13:42:45.265	<b>51.444</b>	+0.939	15.778	16.851	18.815	7	13:45:25.227	<b>50.348</b>	+0.100	15.288	<b>16.491</b>	18.569
5	13:43:36.188	<b>50.923</b>	+0.418	15.517	16.709	18.697	8	13:46:15.845	<b>50.618</b>	+0.370	15.503	16.592	18.523
6	13:44:27.154	<b>50.966</b>	+0.461	15.358	16.971	18.637	9	13:47:06.093	<b>50.248</b>		<b>15.284</b>	16.491	18.473
7	13:45:18.298	<b>51.144</b>	+0.639	15.721	16.794	18.629	10	13:47:56.676	<b>50.583</b>	+0.335	15.325	16.549	18.709
8	13:46:08.870	<b>50.572</b>	+0.067	15.294	16.728	18.550	11	13:48:47.662	<b>50.986</b>	+0.738	15.705	16.663	18.618
9	13:46:59.523	<b>50.653</b>	+0.148	15.428	<b>16.603</b>	18.622	12	13:49:38.312	<b>50.650</b>	+0.402	15.625	16.594	<b>18.431</b>
10	13:47:50.097	<b>50.574</b>	+0.069	15.296	16.624	18.654	<b>(481) Jannik R Emmert</b>						
11	13:48:40.666	<b>50.569</b>	+0.064	<b>15.293</b>	16.675	18.601	1	13:40:12.401	<b>57.522</b>	+6.744	18.858	18.470	20.194
12	13:49:31.171	<b>50.506</b>		15.332	16.639	<b>18.534</b>	2	13:41:06.319	<b>53.918</b>	+3.140	16.907	17.748	19.263
<b>(413) Niko Bognar</b>							3	13:41:58.871	<b>52.552</b>	+1.774	16.138	17.207	19.207
1	13:40:09.904	<b>56.537</b>	+6.089	18.719	18.173	19.645	4	13:42:50.828	<b>51.957</b>	+1.179	16.198	16.960	18.799
2	13:41:02.651	<b>52.747</b>	+2.299	16.439	17.222	19.086	5	13:43:42.112	<b>51.284</b>	+0.506	15.708	16.812	18.764
3	13:41:54.486	<b>51.835</b>	+1.387	15.974	17.043	18.818	6	13:44:32.976	<b>50.864</b>	+0.086	15.582	16.644	18.638
4	13:42:45.695	<b>51.209</b>	+0.761	15.632	16.815	18.762	7	13:45:23.897	<b>50.921</b>	+0.143	15.602	16.638	18.681
5	13:43:37.011	<b>51.316</b>	+0.868	15.473	17.210	18.633	8	13:46:14.851	<b>50.954</b>	+0.176	15.710	16.608	18.636
6	13:44:27.658	<b>50.647</b>	+0.199	15.500	16.612	18.535	9	13:47:05.629	<b>50.778</b>		15.532	<b>16.536</b>	18.710
7	13:45:18.423	<b>50.765</b>	+0.317	15.438	16.700	18.627	10	13:47:56.588	<b>50.959</b>	+0.181	<b>15.491</b>	16.570	18.898
8	13:46:08.997	<b>50.574</b>	+0.126	15.466	16.592	<b>18.516</b>	11	13:48:47.588	<b>51.000</b>	+0.222	15.593	16.654	18.753
9	13:46:59.624	<b>50.627</b>	+0.179	15.469	16.642	18.516	12	13:49:38.956	<b>51.368</b>	+0.590	16.106	16.668	<b>18.594</b>
10	13:47:50.377	<b>50.753</b>	+0.305	15.462	16.665	18.626	<b>(454) Martin Antos</b>						
11	13:48:40.936	<b>50.559</b>	+0.111	15.452	<b>16.477</b>	18.630	1	13:40:16.563	<b>1:02.595</b>	+11.911	18.317	18.076	26.202
12	13:49:31.384	<b>50.448</b>		<b>15.383</b>	16.529	18.536	2	13:41:09.821	<b>53.258</b>	+2.574	16.414	17.432	19.412
<b>(458) Radek Vavra</b>							3	13:42:02.357	<b>52.536</b>	+1.852	15.828	17.415	19.293
1	13:40:12.178	<b>57.458</b>	+7.079	18.813	18.578	20.067	4	13:42:53.790	<b>51.433</b>	+0.749	15.805	16.770	18.858
2	13:41:05.721	<b>53.543</b>	+3.164	16.628	17.716	19.199	5	13:43:46.051	<b>52.261</b>	+1.577	15.891	17.147	19.223
							6	13:44:37.161	<b>51.110</b>	+0.426	15.438	16.772	18.900

## ADAC Kartennen Cheb

## KZ2 Cup

## Cheb 1,202 Km

## Qualifying Heat A-D

30.05.2026 13:25

Race (12 Laps) started at 13:39:13

Lap	Time of Day	Lap Tm	Diff	S1 Tm	S2 Tm	S3 Tm
7	13:45:27.871	<b>50.710</b>	+0.026	15.410	16.647	18.653
8	13:46:18.746	<b>50.875</b>	+0.191	15.627	16.636	18.612
9	13:47:09.490	<b>50.744</b>	+0.060	15.525	<b>16.623</b>	18.596
10	13:48:00.441	<b>50.951</b>	+0.267	<b>15.359</b>	16.956	18.636
11	13:48:51.239	<b>50.798</b>	+0.114	15.508	16.632	18.658
12	13:49:41.923	<b>50.684</b>		15.448	16.647	<b>18.589</b>

## (420) Quinten van Leeuwen

1	13:40:13.830	<b>58.118</b>	+7.577	19.209	18.590	20.319
2	13:41:07.986	<b>54.156</b>	+3.615	16.416	17.548	20.192
3	13:41:59.637	<b>51.651</b>	+1.110	15.808	16.992	18.851
4	13:42:52.394	<b>52.757</b>	+2.216	15.970	17.211	19.576
5	13:43:43.539	<b>51.145</b>	+0.604	15.616	16.786	18.743
6	13:44:34.445	<b>50.906</b>	+0.365	15.457	16.801	18.648
7	13:45:24.986	<b>50.541</b>		15.405	<b>16.597</b>	<b>18.539</b>
8	13:46:16.115	<b>51.129</b>	+0.588	15.480	16.998	18.651
9	13:47:06.776	<b>50.661</b>	+0.120	15.390	16.622	18.649
10	13:47:57.567	<b>50.791</b>	+0.250	15.362	16.714	18.715
11	13:48:48.167	<b>50.600</b>	+0.059	<b>15.355</b>	16.632	18.613
12	13:49:39.244	<b>51.077</b>	+0.536	15.667	16.796	18.614

## (468) Rick Hartmann

1	13:40:14.431	<b>59.491</b>	+8.593	20.425	18.354	20.712
2	13:41:08.893	<b>54.462</b>	+3.564	16.537	17.874	20.051
3	13:42:01.359	<b>52.466</b>	+1.568	16.105	17.126	19.235
4	13:42:53.697	<b>52.338</b>	+1.440	15.951	17.128	19.259
5	13:43:46.295	<b>52.598</b>	+1.700	15.792	17.264	19.542
6	13:44:37.687	<b>51.392</b>	+0.494	15.644	16.829	18.919
7	13:45:32.752	<b>51.065</b>	+0.167	15.516	16.688	18.861
8	13:46:19.650	<b>50.898</b>		<b>15.452</b>	16.685	18.761
9	13:47:10.585	<b>50.935</b>	+0.037	15.563	<b>16.626</b>	<b>18.746</b>
10	13:48:01.661	<b>51.076</b>	+0.178	15.581	16.726	18.769
11	13:48:52.919	<b>51.258</b>	+0.360	15.576	16.780	18.902
12	13:49:44.584	<b>51.665</b>	+0.767	15.911	16.939	18.815

## (443) Lukas Lehnert

1	13:40:14.303	<b>58.479</b>	+7.512	18.951	18.578	20.950
2	13:41:10.361	<b>56.058</b>	+5.091	17.225	18.055	20.778
3	13:42:03.744	<b>53.383</b>	+2.416	16.491	17.540	19.352
4	13:42:56.639	<b>52.895</b>	+1.928	15.975	17.295	19.625
5	13:43:49.481	<b>52.842</b>	+1.875	15.863	17.111	19.868
6	13:44:41.652	<b>52.171</b>	+1.204	15.793	17.395	18.983
7	13:45:32.827	<b>51.175</b>	+0.208	15.608	16.674	18.893
8	13:46:23.878	<b>51.051</b>	+0.084	15.554	16.687	18.810
9	13:47:15.044	<b>51.166</b>	+0.199	15.552	16.776	18.838
10	13:48:06.011	<b>50.957</b>		<b>15.503</b>	<b>16.638</b>	18.826
11	13:48:57.042	<b>51.031</b>	+0.064	15.526	16.774	<b>18.731</b>
12	13:49:48.050	<b>51.008</b>	+0.041	15.521	16.738	18.749

## (414) Eric Wess

1	13:40:26.463	<b>1:12.556</b>	+22.296	18.597	18.055	35.904
2	13:41:19.895	<b>53.492</b>	+3.172	16.870	17.349	19.213
3	13:42:11.341	<b>51.446</b>	+1.186	15.750	16.872	18.824
4	13:43:02.244	<b>50.903</b>	+0.643	15.561	16.619	18.723
5	13:43:53.158	<b>50.914</b>	+0.654	15.551	16.683	18.680
6	13:44:43.975	<b>50.817</b>	+0.557	15.500	16.706	18.611
7	13:45:36.115	<b>52.140</b>	+1.880	15.497	17.510	19.133
8	13:46:26.792	<b>50.677</b>	+0.417	15.522	16.563	18.592
9	13:47:17.304	<b>50.512</b>	+0.252	15.476	16.508	18.528
10	13:48:07.564	<b>50.260</b>		15.322	<b>16.378</b>	18.560
11	13:48:57.857	<b>50.293</b>	+0.033	15.393	16.437	<b>18.463</b>
12	13:49:48.208	<b>50.351</b>	+0.091	<b>15.281</b>	16.519	18.551

## (470) Maximilian Preradovic

1	13:40:13.015	<b>57.711</b>	+6.898	18.789	18.769	20.153
2	13:41:07.882	<b>54.867</b>	+4.054	16.925	17.552	20.390
3	13:42:00.566	<b>52.684</b>	+1.871	16.167	17.280	19.237
4	13:42:53.348	<b>52.782</b>	+1.969	16.357	17.022	19.403
5	13:43:45.687	<b>52.339</b>	+1.526	15.773	17.043	19.523
6	13:44:37.336	<b>51.649</b>	+0.836	15.673	16.739	19.237
7	13:45:28.341	<b>51.005</b>	+0.192	15.476	16.679	18.850
8	13:46:19.304	<b>50.963</b>	+0.150	15.400	16.793	<b>18.770</b>
9	13:47:10.117	<b>50.813</b>		15.399	<b>16.614</b>	18.800
10	13:48:01.143	<b>51.026</b>	+0.213	<b>15.396</b>	16.757	18.873

Lap	Time of Day	Lap Tm	Diff	S1 Tm	S2 Tm	S3 Tm
11	13:48:52.411	<b>51.268</b>	+0.455	15.485	16.879	18.904
12	13:49:44.137	<b>51.726</b>	+0.913	16.146	16.659	18.921

## (417) Khalil Sodah

1	13:40:11.822	<b>57.208</b>	+6.450	18.400	18.535	20.273
2	13:41:06.144	<b>54.322</b>	+3.564	17.335	17.652	19.335
3	13:41:59.034	<b>52.890</b>	+2.132	16.098	17.334	19.458
4	13:42:52.080	<b>53.046</b>	+2.288	16.264	17.436	19.346
5	13:43:44.054	<b>51.974</b>	+1.216	16.072	17.094	18.808
6	13:44:35.514	<b>51.460</b>	+0.702	15.800	16.931	18.729
7	13:45:26.742	<b>51.228</b>	+0.470	15.737	16.757	18.734
8	13:46:17.500	<b>50.758</b>		15.442	<b>16.662</b>	18.654
9	13:47:09.066	<b>51.566</b>	+0.808	15.993	16.860	18.713
10	13:48:00.259	<b>51.193</b>	+0.435	<b>15.434</b>	<b>17.120</b>	<b>18.639</b>
11	13:48:52.617	<b>52.358</b>	+1.600	15.535	17.886	18.937
12	13:49:44.330	<b>51.713</b>	+0.955	16.093	16.759	18.861

## (462) Matej Kacovsky

1	13:40:14.815	<b>59.502</b>	+8.497	20.443	18.377	20.682
2	13:41:09.119	<b>54.304</b>	+3.299	16.809	17.604	19.891
3	13:42:02.614	<b>53.495</b>	+2.490	16.370	17.466	19.659
4	13:42:55.276	<b>52.662</b>	+1.657	16.574	16.994	19.094
5	13:43:46.625	<b>51.349</b>	+0.344	15.610	16.852	18.887
6	13:44:37.901	<b>51.276</b>	+0.271	15.525	16.864	18.887
7	13:45:28.912	<b>51.011</b>	+0.006	15.505	16.689	18.817
8	13:46:19.917	<b>51.005</b>		15.528	<b>16.659</b>	18.818
9	13:47:11.081	<b>51.164</b>	+0.159	15.631	16.721	<b>18.812</b>
10	13:48:02.226	<b>51.145</b>	+0.140	15.529	16.708	18.908
11	13:48:53.341	<b>51.115</b>	+0.110	<b>15.493</b>	16.719	18.903
12	13:49:44.884	<b>51.543</b>	+0.538	15.750	16.840	18.953

## (425) Sascha Dreher

1	13:40:12.882	<b>59.098</b>	+8.679	20.126	18.737	20.235
2	13:41:08.097	<b>55.215</b>	+4.796	17.255	18.041	19.919
3	13:42:01.130	<b>53.033</b>	+2.614	16.263	17.256	19.514
4	13:42:53.581	<b>52.451</b>	+2.032	16.012	17.058	19.381
5	13:43:45.253	<b>51.672</b>	+1.253	15.716	16.983	18.973
6	13:44:36.010	<b>50.757</b>	+0.338	15.396	16.662	18.699
7	13:45:26.875	<b>50.865</b>	+0.446	15.442	16.667	18.756
8	13:46:17.674	<b>50.799</b>	+0.380	15.498	16.624	18.677
9	13:47:08.316	<b>50.642</b>	+0.223	15.550	<b>16.516</b>	18.576
10	13:48:03.888	<b>55.572</b>	+5.153	15.337	16.523	23.712
11	13:48:55.056	<b>51.168</b>	+0.749	15.772	16.721	18.675
12	13:49:45.475	<b>50.419</b>		<b>15.327</b>	16.539	<b>18.553</b>

## (424) Noah Kaltenbach

1	13:40:13.591	<b>57.871</b>	+5.225	18.543	19.004	20.324
2	13:41:08.561	<b>54.970</b>	+2.324	16.817	18.144	20.009
3	13:42:02.289	<b>53.728</b>	+1.082	16.826	17.431	19.471
4	13:42:56.354	<b>54.065</b>	+1.419	17.190	17.382	19.493
5	13:43:49.000	<b>52.545</b>		<b>15.928</b>	<b>17.254</b>	<b>19.464</b>
6	13:44:42.740	<b>53.740</b>	+1.094	16.099	17.830	19.811
7	13:45:36.740	<b>54.000</b>	+1.354	16.580	17.578	19.842
8	13:46:30.173	<b>53.493</b>	+0.787	16.225	17.457	19.751
9	13:47:24.127	<b>53.954</b>	+1.308	16.735	17.508	19.711
10	13:48:18.145	<b>54.018</b>	+1.372	16.638	17.437	19.943
11	13:49:12.587	<b>54.442</b>	+1.796	16.961	17.436	20.045
12	13:50:07.587	<b>55.000</b>	+2.354	16.939	17.975	20.086

## (409) Luis Esser

1	13:40:11.909	<b>57.565</b>	+5.086	18.896	18.454	20.215
2	13:41:05.305	<b>53.396</b>	+0.917	16.611	17.447	<b>19.338</b>
3	13:41:57.784	<b>52.479</b>		<b>15.907</b>	<b>17.136</b>	19.436

## (452) Erik Mueller

1	13:40:39.266	<b>1:24.113</b>		42.896	19.798	<b>21.419</b>
---	--------------	-----------------	--	--------	--------	---------------

Orbits

# ADAC Kartrennen Cheb

## KZ2 Cup / Qualifying Heat B-C Rev 1

Track: Cheb - 1.202 km

Race Started: 13:18:57

Best Lap by: 495 - Adrian Martinz - 50.967

Rank	#	Driver	Nat	Sponsor Competitor	Nat	Driver-License Com-Licence	Equipment	laps	T. Time Diff	Best Lap	Penalty	Points
1	442	Ondrej Píkl	CZE	KartingPlanet s.r.o	CZE	26AS0435 26AT02781	Sodi /TM/VEGA	12	11:31.704	51.120		50
2	434	Marcel Ernst	DEU	Doerr Motorsport	DEU	34772 65122	KR /IAME/VEGA	12	11:41.914 10.210	51.624		44
3	444	Kevin Wagner	DEU	TB Racing Team	DEU	11828 38262	Sodi /TM/VEGA	12	11:42.029 10.325	51.431		41
4	499	Karl Leesma	EST	Formula K SRP Factory Team	DEU	34333 48701	IPK /TM/VEGA	12	11:42.712 11.008	51.711		38
5	416	Jayden Gushiken	DEU	Formula K SRP Factory Team	DEU	48497 48701	IPK /TM /VEGA	12	11:44.050 12.346	51.326		36
6	411	Mark Zvarich	THA	TB Racing Team	DEU	29 38262	Sodi /TM/VEGA	12	11:45.699 13.995	51.171	+ 10 sec	34
7	447	Matyas Pursl	CZE	IPK VMS Racing	CZE	26AS0309 26AT00171	Birel Art /TM/VEGA	12	11:48.359 16.655	51.096	+ 5 sec	32
8	498	Ondrej Duba	CZE	SPIRIT RACING s.r.o.	CZE	26AS0683 26AT00681	Birelart /TM/VEGA	12	11:48.787 17.083	51.224	+ 5 sec	30
9	495	Adrian Martinz	AUT	TB Racing Team	DEU	JK2072 38262	Sodi /TM/VEGA	12	11:49.144 17.440	50.967	+ 10 sec	28
10	410	Christoffer Sachse	DNK	MP Kartracing	NLD	72890 13058022	Henza Kart /TM/VEGA	12	11:49.669 17.965	52.326		27
11	450	Barry Gregory	FRA	Formula K SRP Factory Team	DEU	114024 48701	IPK /TM /VEGA	12	11:57.794 26.090	52.533		26
12	491	Kevin Rosenbaeck	SWE	Kevin Rosenbaeck	SWE	95612 95612	Intrepid /TM/VEGA	12	11:59.903 28.199	52.136	+ 10 sec	25
13	466	Valentin Knoedel	DEU	Formula K SRP Factory Team	DEU	48527 48701	IPK /TM/VEGA	12	12:03.915 32.211	51.180	+ 10 sec	24
14	464	Marc Gerstenkorn	CHE	Mach1 Motorsport	DEU	375 66429	Mach1 /TM/VEGA	12	12:13.303 41.599	57.168		23
15	484	Max Hezel	DEU	CV Performance Group X JP Motorsport	DEU	65055 38321	KR /IAME/VEGA	12	12:18.777 47.073	58.447		22
16	477	Derk van Silfhout	NLD	Derk van Silfhout	NLD	44638 44638	Birelart /TM/VEGA	12	12:19.107 47.403	58.219		21
17	480	Milan van Winden	NLD	MP Kartracing	NLD	48897 13058022	Henza Kart /TM/VEGA	12	12:19.212 47.508	58.264	+ 5 sec	20
18	406	Manuel Kastl	DEU	CS Competition	BEL	61705 917665	Sodi /TM/VEGA	12	12:24.847 53.143	58.424		19
19	437	Lucie Zimmelova	CZE	MS KART RACING TEAM	CZE	26AS0118 26AT00621	MS Kart /TM/VEGA	12	12:30.368 58.664	58.224	+ 5 sec	18
20	469	Julian Bub	DEU	Doerr Motorsport	DEU	48217 65122	KR /IAME/VEGA	10	10:10.107 2 Laps	51.700	+ 5 sec	17
21	474	Jason Duijvestijn	NLD	CS Competition	BEL	44454 917665	Sodi //VEGA	7	7:36.414 5 Laps	59.053		16
22	422	Carl Luthardt	DEU	Kartshop Ampfing	DEU	37029 66030	Birelart /TM/VEGA	4	4:32.985 8 Laps	1:00.781	+ 5 sec	15
23	436	Vaclav Prochazka	CZE	TEAM OKKART	CZE	26AS0252 26AT02581	Sodi /TM/VEGA	5	6:04.920 7 Laps	55.926		10

### Announcements

# 436 black flag did not classified

#469 +5 sec. time penalty (causing a collision)

#491,411,466,480 + 5 sec Jump Start

#495 +5 sec. time penalty (overtaking on yellow flag)

#411,422,437,447,466,491,495,498 time penalty 5 sec. (front fairing)

 Timekeeper  
M.Riehmers



 Race Director  
K.Meinhardt

Page 1/1

These results are provisional until the conclusion of any judicial and technical matters!

K-15652/26

Printed: 30.05.2026 / 14:40

# ADAC Kartrennen Cheb

# KZ2 Cup / Qualifying Heat B-D

Track: Cheb - 1.202 km

Race Started: 15:12:59

Best Lap by: 464 - Marc Gerstenkorn - 50.260

Rank	#	Driver	Nat	Sponsor Competitor	Nat	Driver-License Com-License	Equipment	laps	T. Time Diff	Best Lap	Penalty	Points
1	0	464 Marc Gerstenkorn	CHE	Mach1 Motorsport	DEU	375 66429	Mach1 /TM/VEGA	12	10:21.008	50.260		50
2	2	432 Kevin Lantinga	NLD	TB Racing Team	DEU	42585 38262	Sodi /TM/VEGA	12	10:23.125 2.117	50.283		44
3	-1	485 Oliver Staedtler	DEU	Formula K SRP Factory Team	DEU	65210 48701	IPK /TM/VEGA	12	10:23.481 2.473	50.348		41
4	4	454 Martin Antos	CZE	SPIRIT RACING s.r.o.	CZE	26AS0350 26AT00681	Birelart /TM/VEGA	12	10:25.807 4.799	50.459		38
5	7	423 Oskar Steinbach	DEU	Kartshop Ampling	DEU	10217 66030	Birelart /TM/VEGA	12	10:26.380 5.372	50.343		36
6	1	411 Mark Zvarich	THA	TB Racing Team	DEU	29 38262	Sodi /TM/VEGA	12	10:27.027 6.019	50.358		34
7	9	420 Quinten van Leeuwen	NLD	MP Karttracing	NLD	48150 13058022	Henza Kart /TM/VEGA	12	10:28.927 7.919	50.584		32
8	6	417 Khalil Sodah	LTU	Mach1 Motorsport	DEU	2026-ITE/25 66429	Mach1 /TM/VEGA	12	10:29.701 8.693	50.619		30
9	-4	495 Adrian Martinz	AUT	TB Racing Team	DEU	JK2072 38262	Sodi /TM/VEGA	12	10:29.967 8.959	50.479	+ 5 sec	28
10	-1	466 Valentin Knoedel	DEU	Formula K SRP Factory Team	DEU	48527 48701	IPK /TM/VEGA	12	10:30.167 9.159	50.497		27
11	0	474 Jason Duijvestijn	NLD	CS Competition	BEL	44454 917665	Sodi //VEGA	12	10:32.914 11.906	50.411		26
12	7	498 Ondrej Duba	CZE	SPIRIT RACING s.r.o.	CZE	26AS0683 26AT00681	Birelart /TM/VEGA	12	10:35.038 14.030	50.977		25
13	-10	416 Jayden Gushiken	DEU	Formula K SRP Factory Team	DEU	48497 48701	IPK /TM /VEGA	12	10:35.187 14.179	50.383	+ 10 sec	24
14	3	477 Derk van Silfhout	NLD	Derk van Silfhout	NLD	44638 44638	Birelart /TM/VEGA	12	10:36.400 15.392	51.012		23
15	-2	480 Milan van Winden	NLD	MP Karttracing	NLD	48897 13058022	Henza Kart /TM/VEGA	12	10:37.003 15.995	50.717	+ 5 sec	22
16	-1	469 Julian Bub	DEU	Doerr Motorsport	DEU	48217 65122	KR /IAME/VEGA	12	10:37.978 16.970	51.031		21
17	6	410 Christoffer Sachse	DNK	MP Karttracing	NLD	72890 13058022	Henza Kart /TM/VEGA	12	10:39.610 18.602	51.277		20
18	0	462 Matej Kacovsky	CZE	SPIRIT RACING s.r.o.	CZE	26AS1717 26AT00681	Birelart /TM/VEGA	12	10:39.796 18.788	50.758		19
19	1	443 Lukas Lehnert	CZE	MS KART RACING TEAM	CZE	26AS0408 26AT00621	MS Kart /TM/VEGA	12	10:41.066 20.058	51.120		18
20	-14	425 Sascha Dreher	DEU	Mach1 Motorsport	DEU	41859 66429	Mach1 /TM/VEGA	12	10:42.549 21.541	51.699		17
21	-11	409 Luis Esser	DEU	Mach1 Motorsport	DEU	11661 66429	Mach1 /TM/VEGA	9	8:00.063 3 Laps	50.514	+ 5 sec	16
22	-1	437 Lucie Zimmelova	CZE	MS KART RACING TEAM	CZE	26AS0118 26AT00621	MS Kart /TM/VEGA	2	2:06.295 10 Laps	52.676	+ 5 sec	15

### Not classified

DNS	424	Noah Kaltenbach	DEU	Solgat Motorsport	DEU	41550 66799	Birelart /TM/VEGA	0	DNS			14
-----	-----	-----------------	-----	-------------------	-----	----------------	-------------------	---	-----	--	--	----

### Announcements

#409,416,495 time penalty 5 sec. (wrong starting position)

#416,437,480 time penalty 5 sec. (front fairing)

 Timekeeper  
M.Riehmers



 Race Director  
K.Meinhardt

Page 1/1

These results are provisional until the conclusion of any judicial and technical matters!

K-15652/26

Printed: 30.05.2026 / 15:48

# ADAC Kartrennen Cheb

## KZ2 Cup

Cheb 1,202 Km

### Qualifying Heat B-D

30.05.2026 15:05

Race (12 Laps) started at 15:12:59

Lap	Time of Day	Lap Tm	Diff	S1 Tm	S2 Tm	S3 Tm
<b>(464) Marc Gerstenkorn</b>						
1	15:14:03.251	<b>54.185</b>	+3.925	17.769	17.063	19.353
2	15:14:55.620	<b>52.369</b>	+2.109	16.073	17.064	19.232
3	15:15:46.673	<b>51.053</b>	+0.793	15.558	16.688	18.807
4	15:16:37.289	<b>50.616</b>	+0.356	15.384	16.557	18.675
5	15:17:27.760	<b>50.471</b>	+0.211	15.393	16.506	18.572
6	15:18:18.237	<b>50.477</b>	+0.217	15.381	16.509	18.587
7	15:19:08.742	<b>50.505</b>	+0.245	15.371	16.511	18.623
8	15:19:59.177	<b>50.435</b>	+0.175	<b>15.338</b>	16.560	18.537
9	15:20:49.659	<b>50.482</b>	+0.222	15.408	16.463	18.611
10	15:21:39.919	<b>50.260</b>		15.403	<b>16.394</b>	<b>18.463</b>
11	15:22:30.289	<b>50.370</b>	+0.110	15.405	16.397	18.568
12	15:23:20.940	<b>50.651</b>	+0.391	15.596	16.526	18.529

Lap	Time of Day	Lap Tm	Diff	S1 Tm	S2 Tm	S3 Tm
3	15:15:48.335	<b>51.223</b>	+0.865	15.612	16.742	18.869
4	15:16:41.823	<b>53.488</b>	+3.130	15.626	18.205	19.657
5	15:17:33.493	<b>51.670</b>	+1.312	15.579	17.024	19.067
6	15:18:24.266	<b>50.773</b>	+0.415	15.624	16.665	<b>18.484</b>
7	15:19:14.739	<b>50.473</b>	+0.115	15.402	16.529	18.542
8	15:20:05.202	<b>50.463</b>	+0.105	15.447	16.458	18.558
9	15:20:55.584	<b>50.382</b>	+0.024	15.405	16.493	18.484
10	15:21:45.956	<b>50.372</b>	+0.014	15.409	16.472	18.491
11	15:22:36.314	<b>50.358</b>		<b>15.361</b>	<b>16.432</b>	18.565
12	15:23:26.959	<b>50.645</b>	+0.287	15.515	16.539	18.591

Lap	Time of Day	Lap Tm	Diff	S1 Tm	S2 Tm	S3 Tm
<b>(432) Kevin Lantinga</b>						
1	15:14:03.508	<b>54.052</b>	+3.769	17.622	17.211	19.219
2	15:14:55.762	<b>52.254</b>	+1.971	15.984	17.094	19.176
3	15:15:47.186	<b>51.424</b>	+1.141	15.660	16.822	18.942
4	15:16:38.703	<b>51.517</b>	+1.234	15.775	16.823	18.919
5	15:17:29.551	<b>50.848</b>	+0.565	15.490	16.700	18.658
6	15:18:20.190	<b>50.639</b>	+0.356	15.427	16.656	18.556
7	15:19:10.793	<b>50.603</b>	+0.320	15.405	16.601	18.597
8	15:20:01.364	<b>50.571</b>	+0.288	15.427	16.600	18.544
9	15:20:52.036	<b>50.672</b>	+0.389	15.355	16.801	18.516
10	15:21:42.319	<b>50.283</b>		<b>15.284</b>	16.516	<b>18.483</b>
11	15:22:32.710	<b>50.391</b>	+0.108	15.294	16.525	18.572
12	15:23:23.057	<b>50.347</b>	+0.064	15.359	<b>16.468</b>	18.520

Lap	Time of Day	Lap Tm	Diff	S1 Tm	S2 Tm	S3 Tm
<b>(420) Quinten van Leeuwen</b>						
1	15:14:07.021	<b>55.479</b>	+4.895	18.151	17.931	19.397
2	15:14:59.330	<b>52.309</b>	+1.725	15.868	17.512	18.929
3	15:15:50.378	<b>51.048</b>	+0.464	15.581	16.735	18.732
4	15:16:42.190	<b>51.812</b>	+1.228	15.522	16.821	19.469
5	15:17:33.383	<b>51.193</b>	+0.609	15.460	16.984	18.749
6	15:18:24.662	<b>51.279</b>	+0.695	15.512	16.632	19.135
7	15:19:15.436	<b>50.774</b>	+0.190	15.479	16.680	18.615
8	15:20:06.117	<b>50.681</b>	+0.097	15.514	16.614	18.553
9	15:20:56.916	<b>50.799</b>	+0.215	15.432	16.744	18.623
10	15:21:47.500	<b>50.584</b>		<b>15.445</b>	<b>16.593</b>	<b>18.546</b>
11	15:22:38.177	<b>50.677</b>	+0.093	<b>15.395</b>	16.691	18.591
12	15:23:28.859	<b>50.682</b>	+0.098	15.444	16.631	18.607

Lap	Time of Day	Lap Tm	Diff	S1 Tm	S2 Tm	S3 Tm
<b>(485) Oliver Staedtler</b>						
1	15:14:03.180	<b>54.110</b>	+3.762	17.493	17.192	19.425
2	15:14:55.295	<b>52.115</b>	+1.767	16.011	17.086	19.018
3	15:15:47.357	<b>52.062</b>	+1.714	15.655	16.739	19.668
4	15:16:39.002	<b>51.645</b>	+1.297	15.894	16.948	18.803
5	15:17:29.778	<b>50.776</b>	+0.428	15.431	16.691	18.654
6	15:18:20.440	<b>50.662</b>	+0.314	15.459	16.560	18.643
7	15:19:11.017	<b>50.577</b>	+0.229	15.416	16.622	18.539
8	15:20:01.492	<b>50.475</b>	+0.127	15.400	16.596	<b>18.479</b>
9	15:20:52.223	<b>50.731</b>	+0.383	15.438	16.768	18.525
10	15:21:42.571	<b>50.348</b>		15.378	16.462	18.508
11	15:22:32.959	<b>50.388</b>	+0.040	<b>15.298</b>	16.525	18.565
12	15:23:23.413	<b>50.454</b>	+0.106	15.425	<b>16.435</b>	18.594

Lap	Time of Day	Lap Tm	Diff	S1 Tm	S2 Tm	S3 Tm
<b>(417) Khalil Sodah</b>						
1	15:14:06.360	<b>55.664</b>	+5.045	18.302	17.852	19.510
2	15:14:58.504	<b>52.144</b>	+1.525	16.039	17.056	19.049
3	15:15:50.008	<b>51.504</b>	+0.885	15.804	16.821	18.879
4	15:16:42.545	<b>52.537</b>	+1.918	15.739	16.813	19.985
5	15:17:34.023	<b>51.478</b>	+0.859	15.639	16.851	18.988
6	15:18:25.075	<b>51.052</b>	+0.433	15.611	16.777	18.664
7	15:19:15.891	<b>50.816</b>	+0.197	15.484	16.669	18.663
8	15:20:06.768	<b>50.877</b>	+0.258	15.535	16.682	18.660
9	15:20:57.471	<b>50.703</b>	+0.084	15.497	16.586	<b>18.620</b>
10	15:21:48.090	<b>50.619</b>		<b>15.440</b>	<b>16.554</b>	18.625
11	15:22:38.871	<b>50.781</b>	+0.162	15.459	16.629	18.693
12	15:23:29.633	<b>50.762</b>	+0.143	15.535	16.567	18.660

Lap	Time of Day	Lap Tm	Diff	S1 Tm	S2 Tm	S3 Tm
<b>(454) Martin Antos</b>						
1	15:14:04.725	<b>54.459</b>	+4.000	17.743	17.535	19.181
2	15:14:56.608	<b>51.883</b>	+1.424	15.818	16.960	18.102
3	15:15:48.625	<b>52.017</b>	+1.558	15.798	16.910	19.309
4	15:16:40.875	<b>52.250</b>	+1.791	15.549	17.600	19.101
5	15:17:31.638	<b>50.763</b>	+0.304	15.485	16.638	18.640
6	15:18:22.439	<b>50.801</b>	+0.342	15.575	16.663	18.563
7	15:19:13.125	<b>50.686</b>	+0.227	15.431	16.654	18.601
8	15:20:03.652	<b>50.527</b>	+0.068	15.373	16.598	18.556
9	15:20:54.296	<b>50.644</b>	+0.185	15.394	16.647	18.603
10	15:21:44.817	<b>50.521</b>	+0.062	15.386	16.547	18.588
11	15:22:35.276	<b>50.459</b>		<b>15.299</b>	16.591	18.569
12	15:23:25.739	<b>50.463</b>	+0.004	15.398	<b>16.512</b>	<b>18.553</b>

Lap	Time of Day	Lap Tm	Diff	S1 Tm	S2 Tm	S3 Tm
<b>(495) Adrian Martinz</b>						
1	15:14:03.787	<b>53.854</b>	+3.375	17.462	17.129	19.263
2	15:14:55.875	<b>52.088</b>	+1.609	16.059	16.955	19.074
3	15:15:47.454	<b>51.579</b>	+1.100	15.770	16.707	19.102
4	15:16:39.152	<b>51.698</b>	+1.219	15.890	17.005	18.803
5	15:17:29.910	<b>50.758</b>	+0.279	15.446	16.654	18.658
6	15:18:20.858	<b>50.948</b>	+0.469	15.528	16.808	18.612
7	15:19:11.445	<b>50.587</b>	+0.108	15.419	16.533	18.635
8	15:20:01.924	<b>50.479</b>		15.443	16.575	<b>18.461</b>
9	15:20:52.459	<b>50.535</b>	+0.056	<b>15.367</b>	16.577	18.591
10	15:21:42.961	<b>50.502</b>	+0.023	15.393	<b>16.524</b>	18.585
11	15:22:33.970	<b>51.009</b>	+0.530	15.682	16.612	18.715
12	15:23:24.899	<b>50.929</b>	+0.450	15.503	16.758	18.668

Lap	Time of Day	Lap Tm	Diff	S1 Tm	S2 Tm	S3 Tm
<b>(423) Oskar Steinbach</b>						
1	15:14:06.029	<b>55.455</b>	+5.112	18.264	17.726	19.465
2	15:14:57.967	<b>51.938</b>	+1.595	15.865	17.123	18.950
3	15:15:48.974	<b>51.007</b>	+0.664	15.599	16.689	18.719
4	15:16:41.696	<b>52.722</b>	+2.379	15.636	17.453	19.633
5	15:17:32.869	<b>51.173</b>	+0.830	15.459	17.121	18.593
6	15:18:23.405	<b>50.536</b>	+0.193	15.426	16.521	18.589
7	15:19:14.114	<b>50.709</b>	+0.366	15.575	16.525	18.609
8	15:20:04.696	<b>50.582</b>	+0.239	15.407	16.543	18.632
9	15:20:55.231	<b>50.535</b>	+0.192	15.429	16.549	18.557
10	15:21:45.611	<b>50.380</b>	+0.037	15.426	16.465	18.489
11	15:22:35.954	<b>50.343</b>		<b>15.401</b>	16.455	<b>18.487</b>
12	15:23:26.312	<b>50.358</b>	+0.015	15.408	<b>16.448</b>	18.502

Lap	Time of Day	Lap Tm	Diff	S1 Tm	S2 Tm	S3 Tm
<b>(466) Valentin Knoedel</b>						
1	15:14:05.841	<b>55.518</b>	+5.021	17.959	18.202	19.357
2	15:14:58.184	<b>52.343</b>	+1.846	15.886	17.404	19.053
3	15:15:49.414	<b>51.230</b>	+0.733	15.586	16.906	18.738
4	15:16:42.806	<b>53.392</b>	+2.895	15.496	17.403	20.493
5	15:17:34.758	<b>51.952</b>	+1.455	15.544	16.872	19.536
6	15:18:26.030	<b>51.272</b>	+0.775	15.913	16.652	18.707
7	15:19:16.834	<b>50.804</b>	+0.307	15.500	16.663	18.641
8	15:20:07.520	<b>50.686</b>	+0.189	15.412	16.716	18.558
9	15:20:58.219	<b>50.699</b>	+0.202	15.397	16.741	18.561
10	15:21:48.768	<b>50.549</b>	+0.052	15.400	<b>16.584</b>	18.565
11	15:22:39.265	<b>50.497</b>		<b>15.367</b>	16.595	<b>18.535</b>
12	15:23:30.099	<b>50.834</b>	+0.337	15.639	16.591	18.604

Lap	Time of Day	Lap Tm	Diff	S1 Tm	S2 Tm	S3 Tm
<b>(411) Mark Zvarich</b>						
1	15:14:05.312	<b>55.198</b>	+4.840	18.058	17.510	19.630
2	15:14:57.112	<b>51.800</b>	+1.442	15.949	17.080	18.771

Lap	Time of Day	Lap Tm	Diff	S1 Tm	S2 Tm	S3 Tm

ADAC Kartrennen Cheb

KZ2 Cup

Cheb 1,202 Km

Qualifying Heat B-D

30.05.2026 15:05

Race (12 Laps) started at 15:12:59

Lap	Time of Day	Lap Tm	Diff	S1 Tm	S2 Tm	S3 Tm
7	15:19:19.119	51.445	+1.034	15.899	16.808	18.738
8	15:20:09.530	50.411		15.315	16.600	18.496
9	15:20:59.954	50.424	+0.013	15.384	16.525	18.515
10	15:21:50.594	50.640	+0.229	15.411	16.563	18.666
11	15:22:41.430	50.836	+0.425	15.467	16.563	18.806
12	15:23:32.846	51.416	+1.005	15.476	16.588	19.352

Lap	Time of Day	Lap Tm	Diff	S1 Tm	S2 Tm	S3 Tm
11	15:22:46.836	51.031		15.497	16.779	18.755
12	15:23:37.910	51.074	+0.043	15.579	16.653	18.842

(498) Ondrej Duba

1	15:14:08.424	56.971	+5.994	18.760	18.356	19.855
2	15:15:00.687	52.263	+1.286	16.091	17.177	18.995
3	15:15:52.526	51.839	+0.862	16.200	16.873	18.766
4	15:16:43.848	51.322	+0.345	15.542	16.795	18.985
5	15:17:35.499	51.651	+0.674	15.646	16.810	19.195
6	15:18:28.353	52.854	+1.877	16.302	17.519	19.033
7	15:19:19.543	51.190	+0.213	15.590	16.718	18.882
8	15:20:10.750	51.207	+0.230	15.574	16.841	18.792
9	15:21:01.743	50.993	+0.016	15.592	16.687	18.714
10	15:21:52.975	51.232	+0.255	15.490	16.954	18.788
11	15:22:43.993	51.018	+0.041	15.436	16.696	18.886
12	15:23:34.970	50.977		15.516	16.667	18.794

(410) Christoffer Sachse

1	15:14:09.568	57.178	+5.901	18.202	18.311	20.665
2	15:15:02.071	52.503	+1.226	16.081	17.203	19.219
3	15:15:54.516	52.445	+1.168	15.930	17.139	19.376
4	15:16:46.889	52.373	+1.096	16.213	17.049	19.111
5	15:17:38.441	51.552	+0.275	15.691	16.873	18.988
6	15:18:30.115	51.674	+0.397	15.840	16.893	18.941
7	15:19:21.624	51.509	+0.232	15.721	16.859	18.929
8	15:20:13.662	52.038	+0.761	16.199	16.882	18.957
9	15:21:05.300	51.638	+0.361	15.814	16.851	18.973
10	15:21:56.904	51.604	+0.327	15.681	17.142	18.781
11	15:22:48.181	51.277		15.679	16.789	18.809
12	15:23:39.542	51.361	+0.084	15.610	16.913	18.838

(416) Jayden Gushiken

1	15:14:04.170	54.333	+3.950	17.743	17.254	19.336
2	15:14:56.041	51.871	+1.488	15.891	17.041	18.939
3	15:15:47.593	51.552	+1.169	15.949	16.790	18.813
4	15:16:39.463	51.870	+1.487	15.938	17.051	18.881
5	15:17:30.183	50.720	+0.337	15.489	16.625	18.606
6	15:18:21.064	50.881	+0.498	15.429	16.801	18.651
7	15:19:11.582	50.518	+0.135	15.406	16.536	18.576
8	15:20:02.253	50.671	+0.288	15.487	16.652	18.532
9	15:20:52.636	50.393		15.315	16.545	18.523
10	15:21:43.107	50.471	+0.088	15.395	16.582	18.494
11	15:22:34.085	50.978	+0.595	15.655	16.666	18.657
12	15:23:25.119	51.034	+0.651	15.574	16.842	18.618

(462) Matej Kacovsky

1	15:14:07.803	56.036	+5.278	18.090	18.329	19.617
2	15:15:00.281	52.478	+1.720	16.048	17.016	19.414
3	15:15:51.963	51.682	+0.924	16.095	16.783	18.804
4	15:16:43.455	51.492	+0.734	15.599	16.709	19.184
5	15:17:35.607	52.152	+1.394	15.724	16.815	19.613
6	15:18:32.932	57.325	+6.567	21.804	16.792	18.729
7	15:19:23.883	50.951	+0.193	15.585	16.723	18.643
8	15:20:14.770	50.887	+0.129	15.584	16.621	18.682
9	15:21:06.377	51.607	+0.849	15.520	16.655	19.432
10	15:21:57.908	51.531	+0.773	15.693	17.008	18.830
11	15:22:48.970	51.062	+0.304	15.632	16.744	18.686
12	15:23:39.728	50.758		15.524	16.640	18.594

(477) Derk van Silfhout

1	15:14:07.250	55.921	+4.909	18.157	18.061	19.703
2	15:14:59.892	52.642	+1.630	15.883	17.478	19.281
3	15:15:51.290	51.398	+0.386	15.625	16.869	18.904
4	15:16:43.123	51.833	+0.821	15.684	16.793	19.456
5	15:17:34.988	51.865	+0.853	15.646	16.849	19.370
6	15:18:27.483	52.495	+1.483	16.505	17.225	18.765
7	15:19:19.295	51.812	+0.800	15.829	16.972	19.011
8	15:20:10.404	51.109	+0.097	15.627	16.769	18.713
9	15:21:01.416	51.012		15.657	16.766	18.589
10	15:21:53.767	52.351	+1.339	15.660	17.909	18.782
11	15:22:45.247	51.480	+0.468	15.626	17.192	18.662
12	15:23:36.332	51.085	+0.073	15.664	16.743	18.678

(443) Lukas Lehnert

1	15:14:09.405	57.416	+6.296	18.728	18.328	20.360
2	15:15:01.830	52.425	+1.305	16.067	17.162	19.196
3	15:15:54.646	52.816	+1.696	15.752	17.207	19.857
4	15:16:47.990	53.344	+2.224	16.608	17.133	19.603
5	15:17:39.407	51.417	+0.297	15.731	16.838	18.848
6	15:18:31.222	51.815	+0.695	15.936	16.926	18.953
7	15:19:22.342	51.120		15.630	16.751	18.739
8	15:20:13.855	51.513	+0.393	15.646	16.974	18.893
9	15:21:06.302	52.447	+1.327	15.940	17.014	19.493
10	15:21:58.446	52.144	+1.024	15.507	17.444	19.193
11	15:22:49.809	51.363	+0.243	15.547	16.788	19.028
12	15:23:40.998	51.189	+0.069	15.602	16.800	18.787

(480) Milan van Winden

1	15:14:06.573	55.676	+4.958	18.330	17.890	19.455
2	15:14:59.628	53.055	+2.338	15.971	17.930	19.154
3	15:15:51.103	51.475	+0.758	15.629	16.981	18.865
4	15:16:43.014	51.911	+1.194	15.620	16.790	19.501
5	15:17:34.844	51.890	+1.113	15.621	16.879	19.330
6	15:18:27.124	52.280	+1.563	16.493	17.120	18.667
7	15:19:18.042	50.918	+0.201	15.552	16.675	18.691
8	15:20:08.814	50.772	+0.055	15.502	16.688	18.582
9	15:20:59.531	50.717		15.473	16.681	18.563
10	15:21:50.306	50.775	+0.058	15.408	16.689	18.678
11	15:22:41.099	50.793	+0.076	15.444	16.690	18.659
12	15:23:31.935	50.836	+0.119	15.540	16.667	18.629

(425) Sascha Dreher

1	15:14:04.422	54.281	+2.582	17.675	17.277	19.329
2	15:14:56.209	51.787	+0.088	15.865	16.992	18.930
3	15:15:48.097	51.888	+0.189	15.998	16.829	19.061
4	15:16:41.385	53.288	+1.589	16.633	18.166	19.489
5	15:17:34.676	53.291	+1.592	15.563	17.847	19.881
6	15:18:29.135	54.459	+2.760	16.564	17.762	20.133
7	15:19:20.834	51.699		15.501	17.445	18.753
8	15:20:13.353	52.519	+0.820	15.496	17.609	19.414
9	15:21:05.852	52.499	+0.800	16.274	16.865	19.360
10	15:21:57.742	51.890	+0.191	15.699	17.022	19.169
11	15:22:49.895	52.153	+0.454	15.568	17.216	19.369
12	15:23:42.481	52.586	+0.887	15.688	17.152	19.746

(469) Julian Bub

1	15:14:07.978	55.782	+5.751	18.899	18.340	19.543
2	15:15:01.119	53.141	+2.110	16.070	17.028	20.043
3	15:15:54.311	53.192	+2.161	15.981	17.531	19.680
4	15:16:47.697	53.386	+2.355	16.780	17.196	19.410
5	15:17:39.062	51.365	+0.334	15.755	16.799	18.811
6	15:18:30.407	51.345	+0.314	15.781	16.714	18.850
7	15:19:21.976	51.569	+0.538	15.669	16.753	19.147
8	15:20:13.476	51.500	+0.469	15.600	16.679	19.221
9	15:21:04.683	51.207	+0.176	15.746	16.678	18.783
10	15:21:55.805	51.122	+0.091	15.536	16.811	18.775

(409) Luis Esser

1	15:14:05.555	55.210	+4.696	18.130	17.585	19.495
2	15:14:57.389	51.834	+1.320	15.895	17.108	18.831
3	15:15:48.822	51.433	+0.919	15.609	16.838	18.986
4	15:16:41.143	52.321	+1.807	15.578	17.294	19.449
5	15:17:31.987	50.844	+0.330	15.451	16.663	18.730
6	15:18:22.970	50.983	+0.469	15.725	16.646	18.612
7	15:19:13.761	50.791	+0.277	15.500	16.627	18.664
8	15:20:04.481	50.720	+0.206	15.462	16.617	18.641
9	15:20:54.995	50.514		15.395	16.592	18.527

(437) Lucie Zimmelova

1	15:14:08.551	56.598	+3.922	18.417	18.345	19.836
2	15:15:01.227	52.576		16.099	17.184	19.393



# ADAC Kartrennen Cheb

# KZ2 Cup / Qualifying Heat A-C

Track: Cheb - 1.202 km

Race Started: 15:33:24

Best Lap by: 433 - Pavel Vimmer - 50.070

Rank	#	Driver	Nat	Sponsor Competitor	Nat	Driver-License Com-Licence	Equipment	laps	T. Time Diff	Best Lap	Penalty	Points
1	0	433 Pavel Vimmer	CZE	TB Racing Team	DEU	26AS0709 38262	KR /TM/VEGA	12	10:22.123	50.070		50
2	0	406 Manuel Kastl	DEU	CS Competition	BEL	61705 917665	Sodi /TM/VEGA	12	10:24.588 2.465	50.274		44
3	7	444 Kevin Wagner	DEU	TB Racing Team	DEU	11828 38262	Sodi /TM/VEGA	12	10:27.207 5.084	50.580		41
4	2	442 Ondrej Píkl	CZE	KartingPlanet s.r.o	CZE	26AS0435 26AT02781	Sodi /TM/VEGA	12	10:28.618 6.495	50.492		38
5	0	451 Tomas Kuzela	CZE	SKYLARKS Karting Team	CZE	26AS1180 26AT00961	Sodi /TM/VEGA	12	10:29.145 7.022	50.508		36
6	3	407 Emanuel Mai	DEU	Solgat Motorsport	DEU	16484 66799	Birelart /TM/VEGA	12	10:30.153 8.030	50.457		34
7	16	412 Iliyan Yankov	BGR	Formula K SRP Factory Team	DEU	BG-26/E-INT 009 48701	IPK /TM/VEGA	12	10:30.429 8.306	50.239		32
8	-1	414 Eric Wess	DEU	Christian Wess	DEU	44964 65002	Birelart /TM/VEGA	12	10:31.008 8.885	50.297	+ 5 sec	30
9	5	434 Marcel Ernst	DEU	Doerr Motorsport	DEU	34772 65122	KR /IAME/VEGA	12	10:32.777 10.654	50.644		28
10	-6	422 Carl Luthardt	DEU	Kartshop Ampfing	DEU	37029 66030	Birelart /TM/VEGA	12	10:33.831 11.708	50.717		27
11	-8	413 Niko Bognar	DEU	Formula K SRP Factory Team	DEU	65560 48701	IPK /TM/VEGA	12	10:34.211 12.088	50.531		26
12	-4	436 Vaclav Prochazka	CZE	TEAM OKKART	CZE	26AS0252 26AT02581	Sodi /TM/VEGA	12	10:35.560 13.437	50.427	+ 5 sec	25
13	-1	447 Matyas Pursl	CZE	IPK VMS Racing	CZE	26AS0309 26AT00171	Birel Art /TM/VEGA	12	10:38.413 16.290	50.760	+ 5 sec	24
14	2	484 Max Hezel	DEU	CV Performance Group X JP Motorsport	DEU	65055 38321	KR /IAME/VEGA	12	10:39.720 17.597	51.369		23
15	2	452 Erik Mueller	DEU	Mach1 Motorsport	DEU	17884 66429	Mach1 /TM/VEGA	12	10:39.945 17.822	51.364		22
16	-1	468 Rick Hartmann	DEU	MSC Langenfeld MP Kart racing	NLD	67247 13058022	Henza Kart /TM/VEGA	12	10:40.265 18.142	50.808	+ 5 sec	21
17	2	470 Maximilian Preradovic	DEU	Solgat Motorsport	DEU	52050 66799	Birelart /TM/VEGA	12	10:40.477 18.354	50.994		20
18	4	450 Barry Gregory	FRA	Formula K SRP Factory Team	DEU	114024 48701	IPK /TM /VEGA	12	10:43.042 20.919	51.412		19
19	-1	491 Kevin Rosenbaeck	SWE	Kevin Rosenbaeck	SWE	95612 95612	Intrepid /TM/VEGA	12	10:43.403 21.280	51.271		18
20	0	499 Karl Leesma	EST	Formula K SRP Factory Team	DEU	34333 48701	IPK /TM/VEGA	12	10:48.248 26.125	51.252	+ 5 sec	17
21	-10	458 Radek Vavra	CZE	TB Racing Team	DEU	26AS0260 38262	Sodi /TM /VEGA	4	3:45.209 8 Laps	52.098		16
22	-9	481 Jannik Remmert	DEU	VDB Kart Racing	DEU	19994 66002	Birelart /TM/VEGA	3	2:52.904 9 Laps	52.164		15

### Not classified

DNS	415	Viggo Rasmussen	DEU	Kartshop Ampfing	DEU	69185 66030	Birelart /TM/VEGA	0	DNS			14
-----	-----	-----------------	-----	------------------	-----	----------------	-------------------	---	-----	--	--	----

### Announcements

#436,447 time penalty 5 sec. (front fairing)

#499,468,414 time penalty 5 sec. (wrong starting position)

Timekeeper  
M.RiehmersRace Director  
K.Meinhardt

Page 1/1

These results are provisional until the conclusion of any judicial and technical matters!

K-15652/26

Printed: 30.05.2026 / 15:58

## ADAC Kartrennen Cheb

## KZ2 Cup

Cheb 1,202 Km

## Qualifying Heat A-C

30.05.2026 15:25

Race (12 Laps) started at 15:33:24

Lap	Time of Day	Lap Tm	Diff	S1 Tm	S2 Tm	S3 Tm	Lap	Time of Day	Lap Tm	Diff	S1 Tm	S2 Tm	S3 Tm
<b>(433) Pavel Vimmer</b>							3	15:36:15.746	<b>51.734</b>	+1.277	15.784	17.042	19.908
1	15:34:29.447	<b>54.850</b>	+4.780	17.780	17.570	19.500	4	15:37:07.807	<b>52.061</b>	+1.604	15.694	17.052	19.315
2	15:35:21.711	<b>52.264</b>	+2.194	15.971	17.332	18.961	5	15:37:59.088	<b>51.281</b>	+0.824	15.765	16.784	18.732
3	15:36:13.801	<b>52.090</b>	+2.020	16.130	17.044	18.916	6	15:38:49.779	<b>50.691</b>	+0.234	15.463	16.650	18.578
4	15:37:04.978	<b>51.177</b>	+1.107	15.629	16.815	18.733	7	15:39:40.362	<b>50.583</b>	+0.126	15.432	16.629	18.522
5	15:37:55.812	<b>50.834</b>	+0.764	15.499	16.654	18.681	8	15:40:31.045	<b>50.683</b>	+0.226	15.485	16.666	18.532
6	15:38:46.133	<b>50.321</b>	+0.251	15.345	16.500	18.476	9	15:41:21.502	<b>50.457</b>		15.484	<b>16.482</b>	<b>18.491</b>
7	15:39:36.311	<b>50.178</b>	+0.108	15.246	16.480	18.452	10	15:42:12.057	<b>50.555</b>	+0.098	<b>15.421</b>	16.530	<b>18.604</b>
8	15:40:26.392	<b>50.081</b>	+0.011	15.208	16.433	18.440	11	15:43:03.683	<b>51.626</b>	+1.169	15.474	17.052	19.100
9	15:41:16.503	<b>50.111</b>	+0.041	15.248	<b>16.405</b>	18.458	12	15:43:54.780	<b>51.097</b>	+0.640	15.654	16.600	18.843
10	15:42:06.573	<b>50.070</b>		15.215	16.420	<b>18.435</b>	<b>(412) Iliyan Yankov</b>						
11	15:42:56.656	<b>50.083</b>	+0.013	15.207	16.413	18.463	1	15:34:33.727	<b>56.870</b>	+6.631	18.316	18.672	19.882
12	15:43:46.750	<b>50.094</b>	+0.024	<b>15.169</b>	16.448	18.477	2	15:35:25.879	<b>52.152</b>	+1.913	15.862	17.210	19.080
<b>(406) Manuel Kastl</b>							3	15:36:17.940	<b>52.061</b>	+1.822	15.864	16.949	19.248
1	15:34:29.307	<b>54.847</b>	+4.573	17.737	17.462	19.648	4	15:37:09.290	<b>51.350</b>	+1.111	15.608	16.809	18.933
2	15:35:21.566	<b>52.259</b>	+1.985	15.945	17.265	19.049	5	15:37:59.979	<b>50.689</b>	+0.450	15.527	16.623	18.539
3	15:36:13.550	<b>51.984</b>	+1.710	16.141	17.022	18.821	6	15:38:50.487	<b>50.508</b>	+0.269	15.425	16.601	18.482
4	15:37:04.750	<b>51.200</b>	+0.926	15.620	16.842	18.738	7	15:39:40.823	<b>50.336</b>	+0.097	15.309	16.554	18.473
5	15:37:56.122	<b>51.372</b>	+1.098	15.592	16.690	19.090	8	15:40:31.683	<b>50.860</b>	+0.621	15.414	16.606	18.840
6	15:38:46.974	<b>50.852</b>	+0.578	15.448	16.941	18.463	9	15:41:22.005	<b>50.322</b>	+0.083	15.370	<b>16.485</b>	18.467
7	15:39:37.436	<b>50.462</b>	+0.188	15.341	16.617	18.454	10	15:42:12.244	<b>50.239</b>		<b>15.295</b>	16.494	<b>18.450</b>
8	15:40:27.744	<b>50.308</b>	+0.034	15.356	16.530	<b>18.422</b>	11	15:43:03.780	<b>51.536</b>	+1.297	15.447	17.042	19.047
9	15:41:18.155	<b>50.411</b>	+0.137	<b>15.323</b>	16.479	18.609	12	15:43:55.056	<b>51.276</b>	+1.037	15.711	16.757	18.808
10	15:42:08.533	<b>50.378</b>	+0.104	15.371	16.461	18.546	<b>(414) Eric Wess</b>						
11	15:42:58.941	<b>50.408</b>	+0.134	15.410	16.524	18.474	1	15:34:30.138	<b>54.829</b>	+4.532	17.922	17.542	19.365
12	15:43:49.215	<b>50.274</b>		15.434	<b>16.404</b>	18.436	2	15:35:22.313	<b>52.175</b>	+1.878	15.950	17.063	19.162
<b>(444) Kevin Wagner</b>							3	15:36:14.607	<b>52.294</b>	+1.997	16.245	16.970	19.079
1	15:34:29.651	<b>53.930</b>	+3.350	16.955	17.642	19.333	4	15:37:06.288	<b>51.681</b>	+1.384	15.837	17.080	18.764
2	15:35:22.414	<b>52.763</b>	+2.183	16.028	17.318	19.417	5	15:37:57.246	<b>50.958</b>	+0.661	15.596	16.706	18.656
3	15:36:14.462	<b>52.048</b>	+1.468	15.884	17.107	19.057	6	15:38:47.940	<b>50.694</b>	+0.397	15.493	16.596	18.605
4	15:37:05.947	<b>51.485</b>	+0.905	15.807	16.805	18.873	7	15:39:38.484	<b>50.544</b>	+0.247	15.423	16.490	18.631
5	15:37:56.960	<b>51.013</b>	+0.433	15.464	16.772	18.777	8	15:40:28.781	<b>50.297</b>		<b>15.356</b>	16.469	<b>18.472</b>
6	15:38:47.692	<b>50.732</b>	+0.152	15.365	16.637	18.730	9	15:41:19.297	<b>50.516</b>	+0.219	15.444	16.509	18.563
7	15:39:38.656	<b>50.964</b>	+0.384	15.317	16.587	19.060	10	15:42:09.833	<b>50.536</b>	+0.239	15.358	16.559	18.619
8	15:40:29.264	<b>50.608</b>	+0.028	15.483	16.580	<b>18.545</b>	11	15:43:00.145	<b>50.312</b>	+0.015	15.407	<b>16.417</b>	18.488
9	15:41:19.844	<b>50.580</b>		15.313	<b>16.528</b>	18.739	12	15:43:50.635	<b>50.490</b>	+0.193	15.426	16.452	18.612
10	15:42:10.587	<b>50.743</b>	+0.163	15.447	16.544	18.752	<b>(434) Marcel Ernst</b>						
11	15:43:01.222	<b>50.635</b>	+0.055	15.372	16.568	18.695	1	15:34:31.913	<b>55.906</b>	+5.262	17.997	18.193	19.716
12	15:43:51.834	<b>50.612</b>	+0.032	<b>15.305</b>	16.536	18.771	2	15:35:24.865	<b>52.952</b>	+2.308	16.159	17.311	19.482
<b>(442) Ondrej Píkl</b>							3	15:36:18.051	<b>53.186</b>	+2.542	16.479	16.977	19.730
1	15:34:30.577	<b>55.342</b>	+4.850	18.222	17.713	19.407	4	15:37:09.898	<b>51.847</b>	+1.203	15.813	16.858	19.176
2	15:35:23.315	<b>52.738</b>	+2.246	16.231	17.445	19.062	5	15:38:01.323	<b>51.425</b>	+0.781	15.933	16.696	18.796
3	15:36:14.927	<b>51.612</b>	+1.120	15.736	16.947	18.929	6	15:38:52.372	<b>51.049</b>	+0.405	15.579	16.660	18.810
4	15:37:07.638	<b>52.711</b>	+2.219	15.677	17.796	19.238	7	15:39:43.259	<b>50.887</b>	+0.243	15.545	16.658	18.684
5	15:37:58.670	<b>51.032</b>	+0.540	15.602	16.718	18.712	8	15:40:34.455	<b>51.196</b>	+0.552	15.817	16.698	18.681
6	15:38:49.447	<b>50.777</b>	+0.285	15.513	16.666	18.598	9	15:41:25.110	<b>50.655</b>	+0.011	<b>15.437</b>	16.603	<b>18.615</b>
7	15:39:40.159	<b>50.712</b>	+0.220	15.472	16.597	18.643	10	15:42:15.754	<b>50.644</b>		15.487	<b>16.512</b>	18.645
8	15:40:30.651	<b>50.492</b>		15.405	16.581	<b>18.506</b>	11	15:43:06.500	<b>50.746</b>	+0.102	15.510	16.600	18.636
9	15:41:21.302	<b>50.651</b>	+0.159	15.486	16.515	18.650	12	15:43:57.404	<b>50.904</b>	+0.260	15.494	16.653	18.757
10	15:42:11.895	<b>50.593</b>	+0.101	15.406	16.553	18.634	<b>(422) Carl Luthardt</b>						
11	15:43:02.641	<b>50.746</b>	+0.254	<b>15.391</b>	<b>16.509</b>	18.846	1	15:34:34.775	<b>57.693</b>	+6.976	18.363	19.360	19.970
12	15:43:53.245	<b>50.604</b>	+0.112	15.458	16.562	18.584	2	15:35:27.769	<b>52.994</b>	+2.277	16.038	17.552	19.404
<b>(451) Tomas Kuzela</b>							3	15:36:19.952	<b>52.183</b>	+1.466	16.024	17.143	19.016
1	15:34:31.447	<b>55.915</b>	+5.407	18.160	18.237	19.518	4	15:37:11.528	<b>51.576</b>	+0.859	15.701	16.871	19.004
2	15:35:23.755	<b>52.308</b>	+1.800	15.960	17.271	19.077	5	15:38:02.640	<b>51.112</b>	+0.395	15.535	16.847	18.730
3	15:36:15.396	<b>51.641</b>	+1.133	15.807	16.980	18.854	6	15:38:53.510	<b>50.870</b>	+0.153	15.593	16.619	18.658
4	15:37:07.230	<b>51.834</b>	+1.326	15.653	17.226	18.955	7	15:39:44.231	<b>50.721</b>	+0.004	15.450	16.601	18.670
5	15:37:58.251	<b>51.021</b>	+0.513	15.508	16.835	18.678	8	15:40:35.192	<b>50.961</b>	+0.244	15.460	16.754	18.747
6	15:38:49.047	<b>50.796</b>	+0.288	15.426	16.753	18.617	9	15:41:25.909	<b>50.717</b>		<b>15.430</b>	16.649	<b>18.638</b>
7	15:39:39.738	<b>50.691</b>	+0.183	15.371	16.672	18.648	10	15:42:16.705	<b>50.796</b>	+0.079	15.499	16.643	18.654
8	15:40:30.246	<b>50.503</b>		15.351	16.606	<b>18.551</b>	11	15:43:07.581	<b>50.876</b>	+0.159	15.544	16.634	18.698
9	15:41:21.032	<b>50.786</b>	+0.278	<b>15.317</b>	16.720	18.749	12	15:43:58.458	<b>50.877</b>	+0.160	15.506	<b>16.547</b>	18.824
10	15:42:11.601	<b>50.569</b>	+0.061	15.353	16.594	18.622	<b>(413) Niko Bogнар</b>						
11	15:43:02.823	<b>51.222</b>	+0.714	15.355	<b>16.566</b>	19.301	1	15:34:35.546	<b>57.437</b>	+6.906	19.055	17.922	20.460
12	15:43:53.772	<b>50.949</b>	+0.441	15.538	16.657	18.754	2	15:35:28.807	<b>53.261</b>	+2.730	16.301	17.641	19.319
<b>(407) Emanuel Mai</b>							3	15:36:20.445	<b>51.638</b>	+1.107	15.812	16.980	18.846
1	15:34:30.938	<b>55.319</b>	+4.862	17.950	17.917	19.452	4	15:37:12.077	<b>51.632</b>	+1.101	15.847	16.736	19.049
2	15:35:24.012	<b>53.074</b>	+2.617	16.079	17.386	19.609	5	15:38:03.552	<b>51.475</b>	+0.944	15.724	16.937	18.814
							6	15:38:54.161	<b>50.609</b>	+0.078	15.504	16.582	18.523

Orbits

# ADAC Kartrennen Cheb

KZ2 Cup

Cheb 1,202 Km

Qualifying Heat A-C

30.05.2026 15:25

Race (12 Laps) started at 15:33:24

Lap	Time of Day	Lap Tm	Diff	S1 Tm	S2 Tm	S3 Tm	Lap	Time of Day	Lap Tm	Diff	S1 Tm	S2 Tm	S3 Tm
7	15:39:44.692	<b>50.531</b>		15.584	<b>16.483</b>	18.464	11	15:43:08.983	<b>51.154</b>	+0.346	15.651	16.616	18.887
8	15:40:35.598	<b>50.906</b>	+0.375	15.589	16.619	18.889	12	15:43:59.892	<b>50.909</b>	+0.101	15.578	<b>16.587</b>	18.744
9	15:41:26.456	<b>50.858</b>	+0.327	15.701	16.543	18.614							
10	15:42:17.055	<b>50.599</b>	+0.068	15.552	16.660	<b>18.387</b>							
11	15:43:08.029	<b>50.974</b>	+0.443	15.492	16.492	19.045							
12	15:43:58.838	<b>50.809</b>	+0.278	15.476	16.781	18.552							
<b>(436) Vaclav Prochazka</b>													
1	15:34:32.073	<b>56.308</b>	+5.881	18.127	18.135	20.046							
2	15:35:24.935	<b>52.862</b>	+2.435	16.147	17.397	19.318							
3	15:36:16.538	<b>51.603</b>	+1.176	15.927	16.939	18.737							
4	15:37:07.933	<b>51.395</b>	+0.968	15.512	16.784	19.099							
5	15:37:59.277	<b>51.344</b>	+0.917	15.806	16.718	18.820							
6	15:38:50.052	<b>50.775</b>	+0.348	15.431	16.660	18.684							
7	15:39:40.601	<b>50.549</b>	+0.122	15.418	16.580	18.551							
8	15:40:31.864	<b>51.263</b>	+0.836	15.373	16.770	19.120							
9	15:41:22.412	<b>50.548</b>	+0.121	15.416	16.614	<b>18.518</b>							
10	15:42:12.839	<b>50.427</b>		<b>15.321</b>	<b>16.573</b>	18.533							
11	15:43:03.906	<b>51.067</b>	+0.640	15.347	16.812	18.908							
12	15:43:55.187	<b>51.281</b>	+0.854	15.699	16.793	18.789							
<b>(470) Maximilian Preradovic</b>													
1	15:34:35.303	<b>58.677</b>	+7.683	18.467	19.454	20.756							
2	15:35:29.587	<b>54.284</b>	+3.290	16.418	17.686	20.180							
3	15:36:22.095	<b>52.508</b>	+1.514	16.023	17.086	19.399							
4	15:37:14.391	<b>52.296</b>	+1.302	15.896	17.018	19.382							
5	15:38:06.411	<b>52.020</b>	+1.026	15.754	16.933	19.333							
6	15:38:57.606	<b>51.195</b>	+0.201	15.574	16.705	18.916							
7	15:39:48.820	<b>51.214</b>	+0.220	15.533	16.745	18.936							
8	15:40:39.933	<b>51.113</b>	+0.119	15.538	<b>16.675</b>	18.900							
9	15:41:30.927	<b>50.994</b>		<b>15.480</b>	16.690	<b>18.824</b>							
10	15:42:22.201	<b>51.274</b>	+0.280	15.542	16.820	18.912							
11	15:43:13.543	<b>51.342</b>	+0.348	15.572	16.743	19.027							
12	15:44:05.104	<b>51.561</b>	+0.567	15.593	16.838	19.130							
<b>(450) Barry Gregory</b>													
1	15:34:35.707	<b>58.329</b>	+6.917	18.614	18.979	20.736							
2	15:35:30.153	<b>54.446</b>	+3.034	16.741	17.557	20.148							
3	15:36:22.509	<b>52.356</b>	+0.944	16.078	17.058	19.220							
4	15:37:14.786	<b>52.277</b>	+0.865	16.042	17.027	19.208							
5	15:38:06.680	<b>51.894</b>	+0.482	15.919	16.958	19.017							
6	15:38:58.144	<b>51.464</b>	+0.052	15.687	16.788	18.989							
7	15:39:49.628	<b>51.484</b>	+0.072	15.679	16.682	19.123							
8	15:40:41.190	<b>51.562</b>	+0.150	15.882	16.740	<b>18.940</b>							
9	15:41:32.856	<b>51.666</b>	+0.254	15.894	16.727	19.045							
10	15:42:24.268	<b>51.412</b>		<b>15.708</b>	<b>16.666</b>	19.038							
11	15:43:15.869	<b>51.601</b>	+0.189	<b>15.593</b>	16.878	19.130							
12	15:44:07.669	<b>51.800</b>	+0.388	15.770	16.865	19.165							
<b>(491) Kevin Rosenbaeck</b>													
1	15:34:35.935	<b>58.913</b>	+7.642	19.221	18.941	20.751							
2	15:35:30.359	<b>54.424</b>	+3.153	16.674	17.580	20.170							
3	15:36:23.743	<b>53.384</b>	+2.113	16.300	17.527	19.557							
4	15:37:15.836	<b>52.093</b>	+0.822	15.911	16.930	19.252							
5	15:38:07.679	<b>51.843</b>	+0.572	15.997	16.902	18.944							
6	15:38:59.048	<b>51.369</b>	+0.098	15.677	16.805	18.887							
7	15:39:50.747	<b>51.699</b>	+0.428	15.711	16.863	19.125							
8	15:40:42.019	<b>51.272</b>	+0.001	15.597	<b>16.769</b>	18.906							
9	15:41:33.291	<b>51.272</b>	+0.001	<b>15.589</b>	16.779	18.904							
10	15:42:24.562	<b>51.271</b>		<b>15.678</b>	16.822	<b>18.771</b>							
11	15:43:16.134	<b>51.572</b>	+0.301	15.655	16.950	18.967							
12	15:44:08.030	<b>51.896</b>	+0.625	15.939	16.847	19.110							
<b>(499) Karl Leesma</b>													
1	15:34:35.472	<b>58.562</b>	+7.310	18.681	19.121	20.760							
2	15:35:30.246	<b>54.774</b>	+3.522	16.569	17.856	20.349							
3	15:36:23.607	<b>53.361</b>	+2.109	16.175	17.651	19.535							
4	15:37:15.612	<b>52.005</b>	+0.753	15.845	17.018	19.142							
5	15:38:07.331	<b>51.719</b>	+0.467	15.787	16.952	18.980							
6	15:38:58.932	<b>51.601</b>	+0.349	15.631	16.957	19.013							
7	15:39:50.508	<b>51.576</b>	+0.324	15.673	16.932	18.971							
8	15:40:41.816	<b>51.308</b>	+0.056	15.617	16.842	18.849							
9	15:41:33.184	<b>51.368</b>	+0.116	15.642	<b>16.795</b>	18.931							
10	15:42:24.436	<b>51.252</b>		<b>15.511</b>	16.952	<b>18.789</b>							
11	15:43:16.051	<b>51.615</b>	+0.363	15.586	17.072	18.957							
12	15:44:07.875	<b>51.824</b>	+0.572	15.837	16.926	19.061							
<b>(458) Radek Vavra</b>													
1	15:34:32.479	<b>56.493</b>	+4.395	18.381	18.523	19.589							
2	15:35:25.217	<b>52.738</b>	+0.640	16.072	17.430	19.236							
3	15:36:17.315	<b>52.098</b>		<b>15.856</b>	17.142	<b>19.100</b>							
4	15:37:09.836	<b>52.521</b>	+0.423	<b>15.654</b>	<b>17.094</b>	19.773							
<b>(481) Jannik Remmert</b>													
1	15:34:32.176	<b>56.031</b>	+3.867	18.090	18.142	19.799							
2	15:35:25.367	<b>53.191</b>	+1.027	16.228	17.350	19.613							
3	15:36:17.531	<b>52.164</b>		<b>16.208</b>	<b>16.950</b>	<b>19.006</b>							

Orbits



# ADAC Kartrennen Cheb

## KZ2 Cup / Qualifying Heat A-C Rev 1

Track: Cheb - 1.202 km

Race Started: 15:33:24

Best Lap by: 433 - Pavel Vimmer - 50.070

Rank	#	Driver	Nat	Sponsor Competitor	Nat	Driver-License Com-Licence	Equipment	laps	T. Time Diff	Best Lap	Penalty	Points
1	0	433 Pavel Vimmer	CZE	TB Racing Team	DEU	26AS0709 38262	KR /TM/VEGA	12	10:22.123	50.070		50
2	0	406 Manuel Kastl	DEU	CS Competition	BEL	61705 917665	Sodi /TM/VEGA	12	10:24.588 2.465	50.274		44
3	7	444 Kevin Wagner	DEU	TB Racing Team	DEU	11828 38262	Sodi /TM/VEGA	12	10:27.207 5.084	50.580		41
4	2	442 Ondrej Píkl	CZE	KartingPlanet s.r.o	CZE	26AS0435 26AT02781	Sodi /TM/VEGA	12	10:28.618 6.495	50.492		38
5	0	451 Tomas Kuzela	CZE	SKYLARKS Karting Team	CZE	26AS1180 26AT00961	Sodi /TM/VEGA	12	10:29.145 7.022	50.508		36
6	3	407 Emanuel Mai	DEU	Solgat Motorsport	DEU	16484 66799	Birelart /TM/VEGA	12	10:30.153 8.030	50.457		34
7	16	412 Iliyan Yankov	BGR	Formula K SRP Factory Team	DEU	BG-26/E-INT 009 48701	IPK /TM/VEGA	12	10:30.429 8.306	50.239		32
8	-1	414 Eric Wess	DEU	Christian Wess	DEU	44964 65002	Birelart /TM/VEGA	12	10:31.008 8.885	50.297	+ 5 sec	30
9	5	434 Marcel Ernst	DEU	Doerr Motorsport	DEU	34772 65122	KR /IAME/VEGA	12	10:32.777 10.654	50.644		28
10	-6	422 Carl Luthardt	DEU	Kartshop Ampling	DEU	37029 66030	Birelart /TM/VEGA	12	10:33.831 11.708	50.717		27
11	-8	413 Niko Bognar	DEU	Formula K SRP Factory Team	DEU	65560 48701	IPK /TM/VEGA	12	10:34.211 12.088	50.531		26
12	-4	436 Vaclav Prochazka	CZE	TEAM OKKART	CZE	26AS0252 26AT02581	Sodi /TM/VEGA	12	10:35.560 13.437	50.427	+ 5 sec	25
13	-1	447 Matyas Pursl	CZE	IPK VMS Racing	CZE	26AS0309 26AT00171	Birel Art /TM/VEGA	12	10:38.413 16.290	50.760	+ 5 sec	24
14	2	484 Max Hezel	DEU	CV Performance Group X JP Motorsport	DEU	65055 38321	KR /IAME/VEGA	12	10:39.720 17.597	51.369		23
15	2	452 Erik Mueller	DEU	Mach1 Motorsport	DEU	17884 66429	Mach1 /TM/VEGA	12	10:39.945 17.822	51.364		22
16	-1	468 Rick Hartmann	DEU	MSC Langenfeld MP Kartacing	NLD	67247 13058022	Henza Kart /TM/VEGA	12	10:40.265 18.142	50.808	+ 5 sec	21
17	2	470 Maximilian Preradovic	DEU	Solgat Motorsport	DEU	52050 66799	Birelart /TM/VEGA	12	10:40.477 18.354	50.994		20
18	4	450 Barry Gregory	FRA	Formula K SRP Factory Team	DEU	114024 48701	IPK /TM /VEGA	12	10:43.042 20.919	51.412		19
19	-1	491 Kevin Rosenbaeck	SWE	Kevin Rosenbaeck	SWE	95612 95612	Intrepid /TM/VEGA	12	10:43.403 21.280	51.271		18
20	0	499 Karl Leesma	EST	Formula K SRP Factory Team	DEU	34333 48701	IPK /TM/VEGA	12	10:48.248 26.125	51.252	+ 5 sec	17
21	-8	481 Jannik Remmert	DEU	VDB Kart Racing	DEU	19994 66002	Birelart /TM/VEGA	3	2:52.904 9 Laps	52.164		16

### Not classified

DNS	415	Viggo Rasmussen	DEU	Kartshop Ampling	DEU	69185 66030	Birelart /TM/VEGA	0	DNS			15
DSQ	458	Radek Vavra	CZE	TB Racing Team	DEU	26AS0260 38262	Sodi /TM /VEGA	4	DSQ	52.098		11

### Announcements

#436,447 time penalty 5 sec. (front fairing)

#499,468,414 time penalty 5 sec. (wrong starting position)

#458 disqualification (Steward)

 Timekeeper  
M.Riehmers



 Race Director  
K.Meinhardt

Page 1/1

These results are provisional until the conclusion of any judicial and technical matters!

K-15652/26

Printed: 30.05.2026 / 17:18

# ADAC Kartrennen Cheb

# KZ2 Cup / Qualifying Heat C-D

Track: Cheb - 1.202 km

Race Started: 17:13:36

Best Lap by: 425 - Sascha Dreher - 50.182

Rank	#	Driver	Nat	Sponsor Competitor	Nat	Driver-License Com-Licence	Equipment	laps	T. Time Diff	Best Lap	Penalty	Points
1	0	406 Manuel Kastl	DEU	CS Competition	BEL	61705 917665	Sodi /TM/VEGA	12	10:22.070	50.333		50
2	0	485 Oliver Staedtler	DEU	Formula K SRP Factory Team	DEU	65210 48701	IPK /TM/VEGA	12	10:22.238 0.168	50.334		44
3	5	454 Martin Antos	CZE	SPIRIT RACING s.r.o.	CZE	26AS0350 26AT00681	Birelart /TM/VEGA	12	10:23.254 1.184	50.417		41
4	0	432 Kevin Lantinga	NLD	TB Racing Team	DEU	42585 38262	Sodi /TM/VEGA	12	10:24.379 2.309	50.372		38
5	0	442 Ondrej Píkl	CZE	KartingPlanet s.r.o	CZE	26AS0435 26AT02781	Sodi /TM/VEGA	12	10:24.947 2.877	50.438		36
6	-3	422 Carl Luthardt	DEU	Kartshop Ampfing	DEU	37029 66030	Birelart /TM/VEGA	12	10:25.684 3.614	50.402		34
7	0	436 Vaclav Prochazka	CZE	TEAM OKKART	CZE	26AS0252 26AT02581	Sodi /TM/VEGA	12	10:26.435 4.365	50.432		32
8	-2	425 Sascha Dreher	DEU	Mach1 Motorsport	DEU	41859 66429	Mach1 /TM/VEGA	12	10:26.758 4.688	50.182		30
9	1	409 Luis Esser	DEU	Mach1 Motorsport	DEU	11661 66429	Mach1 /TM/VEGA	12	10:29.238 7.168	50.530		28
10	6	420 Quinten van Leeuwen	NLD	MP Kartracing	NLD	48150 13058022	Henza Kart /TM/VEGA	12	10:30.332 8.262	50.500		27
11	0	447 Matyas Pursl	CZE	IPK VMS Racing	CZE	26AS0309 26AT00171	Birel Art /TM/VEGA	12	10:32.136 10.066	50.692		26
12	6	462 Matej Kacovsky	CZE	SPIRIT RACING s.r.o	CZE	26AS1717 26AT00681	Birelart /TM/VEGA	12	10:32.322 10.252	50.757		25
13	0	434 Marcel Ernst	DEU	Doerr Motorsport	DEU	34772 65122	KR /IAME/VEGA	12	10:33.019 10.949	50.542		24
14	-2	423 Oskar Steinbach	DEU	Kartshop Ampfing	DEU	10217 66030	Birelart /TM/VEGA	12	10:33.163 11.093	50.533		23
15	-6	444 Kevin Wagner	DEU	TB Racing Team	DEU	11828 38262	Sodi /TM/VEGA	12	10:33.849 11.779	50.639		22
16	-1	484 Max Hezel	DEU	CV Performance Group X JP Motorsport	DEU	65055 38321	KR /IAME/VEGA	12	10:37.338 15.268	50.955		21
17	2	499 Karl Leesma	EST	Formula K SRP Factory Team	DEU	34333 48701	IPK /TM/VEGA	12	10:37.664 15.594	50.969		20
18	2	443 Lukas Lehnert	CZE	MS KART RACING TEAM	CZE	26AS0408 26AT00621	MS Kart /TM/VEGA	12	10:38.766 16.696	50.890		19
19	-5	417 Khalil Sodah	LTU	Mach1 Motorsport	DEU	2026-ITE/25 66429	Mach1 /TM/VEGA	12	10:40.419 18.349	50.877	+ 5 sec	18
20	1	450 Barry Gregory	FRA	Formula K SRP Factory Team	DEU	114024 48701	IPK /TM /VEGA	12	10:40.446 18.376	51.234		17
21	-4	491 Kevin Rosenbaeck	SWE	Kevin Rosenbaeck	SWE	95612 95612	Intrepid /TM/VEGA	3	2:56.045 9 Laps	53.020		16

### Not classified

DNS	424	Noah Kaltenbach	DEU	Solgat Motorsport	DEU	41550 66799	Birelart /TM/VEGA	0	DNS			15
-----	-----	-----------------	-----	-------------------	-----	----------------	-------------------	---	-----	--	--	----

### Announcements

#417 time penalty 5 sec. (front fairing)

 Timekeeper  
M.Riehmers

 Race Director  
K.Meinhardt


# ADAC Kartrennen Cheb

## KZ2 Cup

Cheb 1,202 Km

## Qualifying Heat C-D

30.05.2026 17:10

Race (12 Laps) started at 17:13:36

Lap	Time of Day	Lap Tm	Diff	S1 Tm	S2 Tm	S3 Tm	Lap	Time of Day	Lap Tm	Diff	S1 Tm	S2 Tm	S3 Tm
[406] Manuel Kastl							3	17:16:25.327	<b>51.399</b>	+0.997	15.663	16.912	18.824
1	17:14:39.406	<b>53.914</b>	+3.581	17.349	17.321	19.244	4	17:17:16.589	<b>51.262</b>	+0.860	15.728	16.844	18.690
2	17:15:31.383	<b>51.977</b>	+1.644	15.983	17.067	18.927	5	17:18:07.463	<b>50.874</b>	+0.472	15.544	16.738	18.592
3	17:16:22.779	<b>51.396</b>	+1.063	15.746	16.885	18.765	6	17:18:58.466	<b>51.003</b>	+0.601	15.517	16.726	18.760
4	17:17:14.470	<b>51.691</b>	+1.358	15.715	17.080	18.896	7	17:19:49.160	<b>50.694</b>	+0.292	15.455	16.610	18.629
5	17:18:05.168	<b>50.698</b>	+0.365	15.520	16.641	18.537	8	17:20:39.667	<b>50.507</b>	+0.105	15.418	16.598	<b>18.491</b>
6	17:18:55.834	<b>50.666</b>	+0.333	15.489	16.634	18.543	9	17:21:30.122	<b>50.455</b>	+0.053	15.378	16.547	18.530
7	17:19:46.190	<b>50.356</b>	+0.023	15.443	<b>16.494</b>	<b>18.419</b>	10	17:22:20.599	<b>50.477</b>	+0.075	15.377	16.543	18.557
8	17:20:36.595	<b>50.405</b>	+0.072	15.416	16.534	18.455	11	17:23:11.001	<b>50.402</b>		<b>15.334</b>	<b>16.513</b>	18.555
9	17:21:26.928	<b>50.333</b>		15.386	16.514	18.433	12	17:24:01.890	<b>50.889</b>	+0.487	15.445	16.621	18.823
10	17:22:17.304	<b>50.376</b>	+0.043	15.376	16.504	18.496	[436] Vaclav Prochazka						
11	17:23:07.687	<b>50.383</b>	+0.050	<b>15.303</b>	16.521	18.559	1	17:14:42.273	<b>55.570</b>	+5.138	17.713	17.943	19.914
12	17:23:58.276	<b>50.589</b>	+0.256	15.544	16.584	18.461	2	17:15:35.403	<b>53.130</b>	+2.698	16.582	17.622	18.926
[485] Oliver Staedtler							3	17:16:26.911	<b>51.508</b>	+1.076	15.462	17.285	18.761
1	17:14:39.739	<b>54.073</b>	+3.739	17.470	17.377	19.226	4	17:17:18.252	<b>51.341</b>	+0.909	15.712	16.941	18.688
2	17:15:31.676	<b>51.937</b>	+1.603	15.933	17.035	18.969	5	17:18:09.112	<b>50.860</b>	+0.428	15.557	16.731	18.572
3	17:16:23.070	<b>51.394</b>	+1.060	15.652	16.991	18.751	6	17:18:59.718	<b>50.606</b>	+0.174	15.484	16.598	18.524
4	17:17:14.679	<b>51.609</b>	+1.275	15.677	16.931	19.001	7	17:19:50.182	<b>50.464</b>	+0.032	15.357	16.606	18.501
5	17:18:05.459	<b>50.780</b>	+0.446	15.549	16.646	18.585	8	17:20:40.681	<b>50.499</b>	+0.067	<b>15.305</b>	16.610	18.584
6	17:18:56.075	<b>50.616</b>	+0.282	15.476	16.569	18.571	9	17:21:31.142	<b>50.461</b>	+0.029	15.315	16.620	18.526
7	17:19:46.438	<b>50.363</b>	+0.029	15.403	16.534	18.426	10	17:22:21.770	<b>50.628</b>	+0.196	15.442	16.575	18.611
8	17:20:36.772	<b>50.334</b>		15.366	16.527	18.441	11	17:23:12.209	<b>50.439</b>	+0.007	15.310	16.682	<b>18.447</b>
9	17:21:27.120	<b>50.348</b>	+0.014	15.416	16.528	<b>18.404</b>	12	17:24:02.641	<b>50.432</b>		15.329	<b>16.490</b>	18.613
10	17:22:17.489	<b>50.369</b>	+0.035	15.381	<b>16.470</b>	18.518	[425] Sascha Dreher						
11	17:23:07.882	<b>50.393</b>	+0.059	<b>15.303</b>	16.487	18.603	1	17:14:42.176	<b>55.787</b>	+5.605	17.891	17.842	20.054
12	17:23:58.444	<b>50.562</b>	+0.228	15.491	16.539	18.532	2	17:15:34.895	<b>52.720</b>	+2.538	16.484	17.125	19.111
[454] Martin Antos							3	17:16:26.734	<b>51.839</b>	+1.657	15.693	17.133	19.013
1	17:14:40.745	<b>54.384</b>	+3.967	17.500	17.612	19.272	4	17:17:17.965	<b>51.231</b>	+1.049	15.731	16.831	18.669
2	17:15:32.768	<b>52.023</b>	+1.606	15.838	17.129	19.056	5	17:18:08.757	<b>50.792</b>	+0.610	15.452	16.707	18.633
3	17:16:24.064	<b>51.296</b>	+0.879	15.596	16.881	18.819	6	17:18:59.392	<b>50.635</b>	+0.453	15.421	16.661	18.553
4	17:17:15.292	<b>51.228</b>	+0.811	15.685	16.759	18.784	7	17:19:49.843	<b>50.451</b>	+0.269	15.347	16.531	18.573
5	17:18:06.075	<b>50.783</b>	+0.366	15.477	16.671	18.635	8	17:20:40.284	<b>50.441</b>	+0.259	15.353	16.547	18.541
6	17:18:56.605	<b>50.530</b>	+0.113	15.401	16.576	18.553	9	17:21:30.881	<b>50.597</b>	+0.415	15.424	16.615	18.558
7	17:19:47.133	<b>50.528</b>	+0.111	15.310	16.670	18.548	10	17:22:21.912	<b>51.031</b>	+0.849	15.540	16.536	18.955
8	17:20:37.550	<b>50.417</b>		15.343	16.563	18.511	11	17:23:12.782	<b>50.870</b>	+0.688	15.764	16.635	18.471
9	17:21:28.053	<b>50.503</b>	+0.086	15.372	16.526	18.605	12	17:24:02.964	<b>50.182</b>		<b>15.325</b>	<b>16.446</b>	<b>18.411</b>
10	17:22:18.542	<b>50.489</b>	+0.072	<b>15.307</b>	16.635	18.547	[409] Luis Esser						
11	17:23:08.986	<b>50.444</b>	+0.027	15.373	16.571	<b>18.500</b>	1	17:14:42.557	<b>55.521</b>	+4.991	17.883	18.020	19.618
12	17:23:59.460	<b>50.474</b>	+0.057	15.332	<b>16.503</b>	18.639	2	17:15:36.385	<b>53.828</b>	+3.298	16.740	17.757	19.331
[432] Kevin Lantinga							3	17:16:28.239	<b>51.854</b>	+1.324	15.809	17.144	18.901
1	17:14:40.431	<b>54.568</b>	+4.196	17.862	17.399	19.307	4	17:17:19.806	<b>51.567</b>	+1.037	15.606	17.177	18.784
2	17:15:32.890	<b>52.459</b>	+2.087	16.040	19.325	19.255	5	17:18:10.867	<b>51.061</b>	+0.531	15.634	16.662	18.765
3	17:16:24.642	<b>51.752</b>	+1.380	15.743	16.950	19.059	6	17:19:01.643	<b>50.776</b>	+0.246	15.462	16.650	18.664
4	17:17:15.952	<b>51.310</b>	+0.938	15.717	16.839	18.754	7	17:19:52.279	<b>50.636</b>	+0.106	15.418	16.572	18.646
5	17:18:06.816	<b>50.864</b>	+0.492	15.527	16.731	18.606	8	17:20:42.876	<b>50.597</b>	+0.067	15.401	16.542	18.654
6	17:18:57.388	<b>50.572</b>	+0.200	15.451	16.656	<b>18.465</b>	9	17:21:33.517	<b>50.641</b>	+0.111	15.459	16.516	18.666
7	17:19:47.956	<b>50.568</b>	+0.196	15.397	16.653	18.518	10	17:22:24.164	<b>50.647</b>	+0.117	<b>15.388</b>	16.573	18.686
8	17:20:38.594	<b>50.638</b>	+0.266	15.456	16.615	18.567	11	17:23:14.694	<b>50.530</b>		15.405	<b>16.507</b>	<b>18.618</b>
9	17:21:29.098	<b>50.504</b>	+0.132	15.460	16.579	18.465	12	17:24:05.444	<b>50.750</b>	+0.220	15.431	16.529	18.790
10	17:22:19.749	<b>50.651</b>	+0.279	15.515	16.570	18.566	[420] Quinten van Leeuwen						
11	17:23:10.121	<b>50.372</b>		<b>15.293</b>	<b>16.539</b>	18.540	1	17:14:43.551	<b>56.058</b>	+5.558	18.313	18.172	19.573
12	17:24:00.585	<b>50.464</b>	+0.092	15.342	16.578	18.544	2	17:15:37.235	<b>53.684</b>	+3.184	16.291	17.957	19.436
[442] Ondrej Pikel							3	17:16:29.343	<b>52.108</b>	+1.608	15.713	17.548	18.847
1	17:14:41.479	<b>55.318</b>	+4.880	17.842	17.886	19.590	4	17:17:20.750	<b>51.407</b>	+0.907	15.645	16.982	18.780
2	17:15:33.574	<b>52.095</b>	+1.657	15.889	17.175	19.031	5	17:18:11.813	<b>51.063</b>	+0.563	15.550	16.809	18.704
3	17:16:25.067	<b>51.493</b>	+1.055	15.743	16.945	18.805	6	17:19:02.743	<b>50.930</b>	+0.430	15.443	16.839	18.648
4	17:17:16.251	<b>51.184</b>	+0.746	15.709	16.785	18.690	7	17:19:53.368	<b>50.625</b>	+0.125	15.401	16.639	18.585
5	17:18:07.106	<b>50.855</b>	+0.417	15.538	16.757	18.560	8	17:20:44.086	<b>50.718</b>	+0.218	15.444	16.671	18.603
6	17:18:57.895	<b>50.789</b>	+0.351	15.534	16.707	18.548	9	17:21:34.846	<b>50.760</b>	+0.260	15.411	16.691	18.658
7	17:19:48.503	<b>50.608</b>	+0.170	15.417	16.687	18.504	10	17:22:25.346	<b>50.500</b>		<b>15.351</b>	16.620	<b>18.529</b>
8	17:20:39.166	<b>50.663</b>	+0.225	<b>15.328</b>	16.703	18.632	11	17:23:15.957	<b>50.611</b>	+0.111	15.408	16.572	18.631
9	17:21:29.734	<b>50.568</b>	+0.130	15.410	16.634	18.524	12	17:24:06.538	<b>50.581</b>	+0.081	15.477	<b>16.518</b>	18.586
10	17:22:20.226	<b>50.492</b>	+0.054	15.353	16.588	18.551	[447] Matyas Pursi						
11	17:23:10.715	<b>50.489</b>	+0.051	15.352	16.557	18.580	1	17:14:42.446	<b>55.566</b>	+4.874	17.850	18.020	19.696
12	17:24:01.153	<b>50.438</b>		15.440	<b>16.499</b>	<b>18.499</b>	2	17:15:36.505	<b>54.059</b>	+3.367	16.945	17.756	19.358
[422] Carl Luthardt							3	17:16:28.694	<b>52.189</b>	+1.497	15.930	17.281	18.978
1	17:14:42.044	<b>56.160</b>	+5.758	17.712	18.196	20.252	4	17:17:20.086	<b>51.392</b>	+0.700	15.698	16.929	18.765
2	17:15:33.928	<b>51.884</b>	+1.482	15.796	17.090	18.998	5	17:18:11.450	<b>51.364</b>	+0.672	15.664	16.800	18.900
							6	17:19:02.909	<b>51.459</b>	+0.767	15.617	16.738	19.104

# ADAC Kartrennen Cheb

## KZ2 Cup

Cheb 1,202 Km

### Qualifying Heat C-D

30.05.2026 17:10

Race (12 Laps) started at 17:13:36

Lap	Time of Day	Lap Tm	Diff	S1 Tm	S2 Tm	S3 Tm
7	17:19:53.915	<b>51.006</b>	+0.314	15.557	16.712	18.737
8	17:20:44.878	<b>50.963</b>	+0.271	15.527	16.702	18.734
9	17:21:35.570	<b>50.692</b>		15.497	<b>16.595</b>	<b>18.600</b>
10	17:22:26.656	<b>51.086</b>	+0.394	15.490	16.823	18.773
11	17:23:17.601	<b>50.945</b>	+0.253	15.532	16.745	18.668
12	17:24:08.342	<b>50.741</b>	+0.049	<b>15.378</b>	16.644	18.719

Lap	Time of Day	Lap Tm	Diff	S1 Tm	S2 Tm	S3 Tm
11	17:23:22.320	<b>50.955</b>		<b>15.566</b>	16.645	18.744
12	17:24:13.544	<b>51.224</b>	+0.269	15.620	16.687	18.917

#### [462] Matej Kacovsky

1	17:14:42.938	<b>55.526</b>	+4.768	17.906	18.075	19.544
2	17:15:36.641	<b>53.703</b>	+2.946	16.630	17.843	19.230
3	17:16:28.923	<b>52.282</b>	+1.525	15.956	17.343	18.983
4	17:17:20.389	<b>51.466</b>	+0.709	15.743	16.909	18.814
5	17:18:11.902	<b>51.513</b>	+0.756	15.617	16.759	19.137
6	17:19:03.007	<b>51.105</b>	+0.348	15.652	16.712	18.741
7	17:19:54.164	<b>51.157</b>	+0.400	15.676	16.702	18.779
8	17:20:45.013	<b>50.849</b>	+0.092	<b>15.493</b>	16.665	18.691
9	17:21:35.979	<b>50.966</b>	+0.209	15.657	16.623	18.686
10	17:22:26.736	<b>50.757</b>		15.517	16.623	<b>18.617</b>
11	17:23:17.729	<b>50.993</b>	+0.236	15.658	16.635	18.700
12	17:24:08.528	<b>50.799</b>	+0.042	15.557	<b>16.584</b>	18.658

#### (499) Karl Leesma

1	17:14:45.969	<b>58.278</b>	+7.309	19.350	18.521	20.407
2	17:15:39.537	<b>53.568</b>	+2.599	16.213	17.748	19.607
3	17:16:32.170	<b>52.633</b>	+1.664	16.095	17.306	19.232
4	17:17:23.762	<b>51.592</b>	+0.623	15.753	16.927	18.912
5	17:18:15.739	<b>51.977</b>	+1.008	16.131	17.038	18.808
6	17:19:07.359	<b>51.620</b>	+0.651	15.890	16.962	18.768
7	17:19:58.729	<b>51.370</b>	+0.401	15.584	16.948	18.838
8	17:20:49.789	<b>51.060</b>	+0.091	15.563	16.741	18.756
9	17:21:40.947	<b>51.158</b>	+0.189	15.517	16.809	18.832
10	17:22:31.927	<b>50.980</b>	+0.011	<b>15.474</b>	16.736	18.770
11	17:23:22.901	<b>50.974</b>	+0.005	15.547	<b>16.674</b>	18.753
12	17:24:13.870	<b>50.969</b>		15.528	16.708	<b>18.733</b>

#### (443) Lukas Lehnert

1	17:14:45.104	<b>56.458</b>	+5.568	18.014	18.369	20.075
2	17:15:39.124	<b>54.020</b>	+3.130	16.205	17.584	20.231
3	17:16:31.673	<b>52.549</b>	+1.659	16.131	17.352	19.066
4	17:17:23.526	<b>51.853</b>	+0.963	15.826	16.959	19.068
5	17:18:15.561	<b>52.035</b>	+1.145	16.222	16.906	18.907
6	17:19:07.868	<b>52.307</b>	+1.417	16.170	17.174	18.963
7	17:19:59.243	<b>51.375</b>	+0.485	15.653	16.800	18.922
8	17:20:50.549	<b>51.306</b>	+0.416	15.682	16.785	18.839
9	17:21:41.781	<b>51.232</b>	+0.342	15.638	16.745	18.849
10	17:22:32.973	<b>51.192</b>	+0.302	15.578	16.907	<b>18.707</b>
11	17:23:23.863	<b>50.890</b>		<b>15.404</b>	<b>16.622</b>	18.864
12	17:24:14.972	<b>51.109</b>	+0.219	15.496	16.752	18.861

#### (417) Khalil Sodah

1	17:14:44.160	<b>57.013</b>	+6.136	18.586	18.481	19.946
2	17:15:38.893	<b>54.793</b>	+3.856	16.476	17.831	20.426
3	17:16:30.841	<b>51.948</b>	+1.071	15.771	17.063	19.114
4	17:17:22.730	<b>51.889</b>	+1.012	16.067	16.974	18.848
5	17:18:13.894	<b>51.164</b>	+0.287	15.621	16.743	18.800
6	17:19:04.883	<b>50.989</b>	+0.112	15.588	16.621	18.780
7	17:19:56.368	<b>51.485</b>	+0.608	15.730	16.836	18.919
8	17:20:47.643	<b>51.275</b>	+0.398	15.669	16.700	18.906
9	17:21:38.788	<b>51.145</b>	+0.268	15.617	16.629	18.899
10	17:22:29.789	<b>51.001</b>	+0.124	15.602	16.633	18.766
11	17:23:20.666	<b>50.877</b>		15.633	<b>16.532</b>	<b>18.712</b>
12	17:24:11.625	<b>50.959</b>	+0.082	<b>15.508</b>	16.623	18.828

#### (450) Barry Gregory

1	17:14:45.273	<b>56.648</b>	+5.414	18.239	18.333	20.076
2	17:15:38.974	<b>53.701</b>	+2.467	16.244	17.490	19.967
3	17:16:31.452	<b>52.478</b>	+1.244	16.058	17.226	19.194
4	17:17:23.326	<b>51.874</b>	+0.640	15.771	16.960	19.143
5	17:18:15.428	<b>52.102</b>	+0.868	16.036	16.929	19.137
6	17:19:07.056	<b>51.628</b>	+0.394	15.784	16.826	19.018
7	17:19:59.067	<b>52.011</b>	+0.777	15.752	17.329	18.930
8	17:20:50.374	<b>51.307</b>	+0.073	15.658	<b>16.683</b>	18.966
9	17:21:41.608	<b>51.234</b>		15.597	16.773	<b>18.864</b>
10	17:22:33.342	<b>51.734</b>	+0.500	<b>15.596</b>	17.170	18.968
11	17:23:24.953	<b>51.611</b>	+0.377	15.750	16.689	19.172
12	17:24:16.652	<b>51.699</b>	+0.465	15.793	16.755	19.151

#### (491) Kevin Rosenbaeck

1	17:14:45.816	<b>58.382</b>	+5.362	19.075	18.832	20.475
2	17:15:39.231	<b>53.415</b>	+0.395	16.177	17.623	19.615
3	17:16:32.251	<b>53.020</b>		16.258	17.266	<b>19.496</b>

#### [444] Kevin Wagner

1	17:14:44.269	<b>57.406</b>	+6.767	19.354	18.528	19.524
2	17:15:38.716	<b>54.447</b>	+3.808	16.535	17.873	20.039
3	17:16:30.456	<b>51.740</b>	+1.101	15.759	16.987	18.994
4	17:17:21.946	<b>51.490</b>	+0.851	15.901	16.816	18.773
5	17:18:12.722	<b>50.776</b>	+0.137	15.514	16.683	<b>18.579</b>
6	17:19:04.020	<b>51.298</b>	+0.659	15.676	16.804	18.818
7	17:19:54.822	<b>50.802</b>	+0.163	<b>15.412</b>	16.642	18.748
8	17:20:45.726	<b>50.904</b>	+0.265	15.563	16.629	18.712
9	17:21:37.257	<b>51.531</b>	+0.892	15.504	16.919	19.108
10	17:22:28.594	<b>51.337</b>	+0.698	15.636	16.812	18.889
11	17:23:19.416	<b>50.822</b>	+0.183	15.508	16.526	18.788
12	17:24:10.055	<b>50.639</b>		15.500	<b>16.471</b>	18.668

#### (484) Max Hezel

1	17:14:44.105	<b>56.818</b>	+5.863	18.623	18.459	19.736
2	17:15:38.310	<b>54.205</b>	+3.250	16.336	17.854	20.015
3	17:16:30.371	<b>52.061</b>	+1.106	15.870	17.194	18.997
4	17:17:22.568	<b>52.197</b>	+1.242	16.306	16.978	18.913
5	17:18:14.458	<b>51.890</b>	+0.935	15.947	16.943	19.000
6	17:19:05.768	<b>51.310</b>	+0.355	15.652	16.835	18.823
7	17:19:57.808	<b>52.040</b>	+1.085	16.222	16.920	18.898
8	17:20:49.037	<b>51.229</b>	+0.274	15.663	16.799	18.767
9	17:21:40.323	<b>51.286</b>	+0.331	15.726	16.666	18.894
10	17:22:31.365	<b>51.042</b>	+0.087	15.691	<b>16.633</b>	<b>18.718</b>

# ADAC Kartrennen Cheb

# KZ2 Cup / Qualifying Heat A-B

Track: Cheb - 1.202 km

Race Started: 17:33:19

Best Lap by: 433 - Pavel Vimmer - 50.111

Rank	#	Driver	Nat	Sponsor Competitor	Nat	Driver-License Com-Licence	Equipment	laps	T. Time Diff	Best Lap	Penalty	Points
1	0	433 Pavel Vimmer	CZE	TB Racing Team	DEU	26AS0709 38262	KR /TM/VEGA	12	10:22.575	50.111		50
2	0	464 Marc Gerstenkorn	CHE	Mach1 Motorsport	DEU	375 66429	Mach1 /TM/VEGA	12	10:27.169 4.594	50.214	+ 5 sec	44
3	1	416 Jayden Gushiken	DEU	Formula K SRP Factory Team	DEU	48497 48701	IPK /TM /VEGA	12	10:29.431 6.856	50.366		41
4	7	458 Radek Vavra	CZE	TB Racing Team	DEU	26AS0260 38262	Sodi /TM /VEGA	12	10:30.843 8.268	50.469		38
5	4	407 Emanuel Mai	DEU	Solgat Motorsport	DEU	16484 66799	Birelart /TM/VEGA	12	10:31.431 8.856	50.590		36
6	4	466 Valentin Knoedel	DEU	Formula K SRP Factory Team	DEU	48527 48701	IPK /TM/VEGA	12	10:33.200 10.625	50.558		34
7	1	411 Mark Zvarich	THA	TB Racing Team	DEU	29 38262	Sodi /TM/VEGA	12	10:35.373 12.798	50.532	+ 5 sec	32
8	10	477 Derk van Silfhout	NLD	Derk van Silfhout	NLD	44638 44638	Birelart /TM/VEGA	12	10:36.175 13.600	50.650		30
9	14	412 Iliyan Yankov	BGR	Formula K SRP Factory Team	DEU	BG-26/E-INT 009 48701	IPK /TM/VEGA	12	10:36.505 13.930	50.576		28
10	5	468 Rick Hartmann	DEU	MSC Langenfeld MP Karttracing	NLD	67247 13058022	Henza Kart /TM/VEGA	12	10:36.685 14.110	50.704		27
11	-5	495 Adrian Martinz	AUT	TB Racing Team	DEU	JK2072 38262	Sodi /TM/VEGA	12	10:37.187 14.612	50.514	+ 5 sec	26
12	0	474 Jason Duijvestijn	NLD	CS Competition	BEL	44454 917665	Sodi //VEGA	12	10:37.508 14.933	50.272	+ 5 sec	25
13	0	481 Jannik Remmert	DEU	VDB Kart Racing	DEU	19994 66002	Birelart /TM/VEGA	12	10:37.880 15.305	50.773	+ 5 sec	24
14	0	480 Milan van Winden	NLD	MP Karttracing	NLD	48897 13058022	Henza Kart /TM/VEGA	12	10:38.267 15.692	50.617	+ 5 sec	23
15	5	498 Ondrej Duba	CZE	SPIRIT RACING s.r.o.	CZE	26AS0683 26AT00681	Birelart /TM/VEGA	12	10:38.466 15.891	50.980		22
16	-13	413 Niko Bognar	DEU	Formula K SRP Factory Team	DEU	65560 48701	IPK /TM/VEGA	12	10:38.582 16.007	50.351	+ 5 sec	21
17	5	437 Lucie Zimmelova	CZE	MS KART RACING TEAM	CZE	26AS0118 26AT00621	MS Kart /TM/VEGA	12	10:38.645 16.070	51.013		20
18	1	470 Maximilian Preradovic	DEU	Solgat Motorsport	DEU	52050 66799	Birelart /TM/VEGA	12	10:40.421 17.846	51.007		19
19	5	410 Christoffer Sachse	DNK	MP Karttracing	NLD	72890 13058022	Henza Kart /TM/VEGA	12	10:41.217 18.642	51.319		18
20	-3	452 Erik Mueller	DEU	Mach1 Motorsport	DEU	17884 66429	Mach1 /TM/VEGA	12	10:43.333 20.758	51.013	+ 5 sec	17
21	-5	469 Julian Bub	DEU	Doerr Motorsport	DEU	48217 65122	KR /IAME/VEGA	9	8:25.347 3 Laps	50.848	+ 5 sec	16
22	-15	414 Eric Wess	DEU	Christian Wess	DEU	44964 65002	Birelart /TM/VEGA	4	4:06.578 8 Laps	52.960	+ 5 sec	15
23	-18	451 Tomas Kuzela	CZE	SKYLARKS Karting Team	CZE	26AS1180 26AT00961	Sodi /TM/VEGA	2	1:56.723 10 Laps	53.119		14

### Not classified

DNS	415	Viggo Rasmussen	DEU	Kartshop Ampfing	DEU	69185 66030	Birelart /TM/VEGA	0	DNS			13
-----	-----	-----------------	-----	------------------	-----	----------------	-------------------	---	-----	--	--	----

### Announcements

#411,413,414,452,469,474,480,481,495 time penalty 5 sec. (front fairing)

#464 + 5 sec. time penalty (jump start)

 Timekeeper  
M.Riehmers



 Race Director  
K.Meinhardt

Page 1/1

These results are provisional until the conclusion of any judicial and technical matters!

K-15652/26

Printed: 30.05.2026 / 18:07

## ADAC Kartrennen Cheb

### KZ2 Cup

Cheb 1,202 Km

### Qualifying Heat A-B

30.05.2026 17:30

Race (12 Laps) started at 17:33:19

Lap	Time of Day	Lap Tm	Diff	S1 Tm	S2 Tm	S3 Tm	Lap	Time of Day	Lap Tm	Diff	S1 Tm	S2 Tm	S3 Tm
<u>(433) Pavel Vimmer</u>							3	17:36:12.158	<b>53.586</b>	+3.028	15.919	17.253	20.414
1	17:34:22.481	<b>54.807</b>	+4.696	17.825	17.412	19.570	4	17:37:03.930	<b>51.772</b>	+1.214	15.828	17.015	18.929
2	17:35:15.327	<b>52.846</b>	+2.735	16.127	17.246	19.473	5	17:37:55.114	<b>51.184</b>	+0.626	15.549	16.932	18.703
3	17:36:07.664	<b>52.337</b>	+2.226	15.816	16.989	19.532	6	17:38:46.437	<b>51.323</b>	+0.765	15.572	16.920	18.831
4	17:36:58.769	<b>51.105</b>	+0.994	15.648	16.730	18.727	7	17:39:37.186	<b>50.749</b>	+0.191	15.407	16.655	18.687
5	17:37:49.479	<b>50.710</b>	+0.599	15.472	16.674	18.564	8	17:40:27.744	<b>50.558</b>		<b>15.353</b>	<b>16.578</b>	18.627
6	17:38:39.845	<b>50.366</b>	+0.255	15.308	16.464	18.594	9	17:41:18.383	<b>50.639</b>	+0.081	15.496	16.591	<b>18.552</b>
7	17:39:30.203	<b>50.358</b>	+0.247	15.330	16.539	18.489	10	17:42:09.158	<b>50.775</b>	+0.217	15.480	16.580	18.715
8	17:40:20.413	<b>50.210</b>	+0.099	15.287	16.451	18.472	11	17:43:00.267	<b>51.109</b>	+0.551	15.494	16.697	18.918
9	17:41:10.630	<b>50.217</b>	+0.106	<b>15.267</b>	16.461	18.489	12	17:43:52.456	<b>52.189</b>	+1.631	15.359	16.709	20.121
10	17:42:00.741	<b>50.111</b>		15.313	<b>16.439</b>	<b>18.359</b>	<u>(411) Mark Zvarich</u>						
11	17:42:50.977	<b>50.236</b>	+0.125	15.281	16.478	18.477	1	17:34:24.161	<b>55.618</b>	+5.086	18.442	17.767	19.409
12	17:43:41.831	<b>50.854</b>	+0.743	15.310	16.671	18.873	2	17:35:17.641	<b>53.480</b>	+2.948	15.937	18.153	19.390
<u>(464) Marc Gerstenkorn</u>							3	17:36:10.920	<b>53.279</b>	+2.747	15.743	16.932	20.604
1	17:34:22.409	<b>54.767</b>	+4.553	17.689	17.479	19.599	4	17:37:02.353	<b>51.433</b>	+0.901	15.855	16.846	18.732
2	17:35:15.254	<b>52.845</b>	+2.631	16.302	17.350	19.193	5	17:37:53.243	<b>50.890</b>	+0.358	15.503	16.627	18.760
3	17:36:06.663	<b>51.409</b>	+1.195	15.719	16.959	18.731	6	17:38:44.209	<b>50.966</b>	+0.434	15.503	16.853	18.610
4	17:36:57.745	<b>51.082</b>	+0.868	15.651	16.702	18.729	7	17:39:34.938	<b>50.729</b>	+0.197	15.434	16.613	18.682
5	17:37:48.716	<b>50.971</b>	+0.757	15.612	16.717	18.642	8	17:40:25.870	<b>50.932</b>	+0.400	15.400	16.605	18.927
6	17:38:39.300	<b>50.584</b>	+0.370	15.467	16.598	18.519	9	17:41:16.475	<b>50.605</b>	+0.073	15.427	<b>16.554</b>	18.624
7	17:39:29.816	<b>50.516</b>	+0.302	15.459	16.633	18.424	10	17:42:07.007	<b>50.532</b>		<b>15.399</b>	16.619	<b>18.514</b>
8	17:40:20.094	<b>50.278</b>	+0.064	15.372	16.502	<b>18.404</b>	11	17:42:58.705	<b>51.698</b>	+1.166	<b>15.303</b>	16.604	19.791
9	17:41:10.308	<b>50.214</b>		15.337	<b>16.444</b>	18.433	12	17:43:49.629	<b>50.924</b>	+0.392	15.777	16.556	18.591
10	17:42:00.527	<b>50.219</b>	+0.005	15.322	16.470	18.427	<u>(477) Derk van Silfhout</u>						
11	17:42:50.803	<b>50.276</b>	+0.062	<b>15.299</b>	16.496	18.481	1	17:34:26.102	<b>56.410</b>	+5.760	18.331	18.199	19.880
12	17:43:41.425	<b>50.622</b>	+0.408	15.361	16.650	18.611	2	17:35:19.232	<b>53.130</b>	+2.480	15.956	17.359	19.815
<u>(416) Jayden Gushiken</u>							3	17:36:12.624	<b>53.392</b>	+2.742	15.860	16.939	20.593
1	17:34:23.117	<b>54.699</b>	+4.333	17.944	17.332	19.423	4	17:37:05.370	<b>52.746</b>	+2.096	16.490	17.106	19.150
2	17:35:16.296	<b>53.179</b>	+2.813	16.123	18.105	18.951	5	17:37:56.607	<b>51.237</b>	+0.587	15.653	16.754	18.830
3	17:36:09.347	<b>53.051</b>	+2.685	15.723	17.021	20.307	6	17:38:47.692	<b>51.085</b>	+0.435	15.592	16.753	18.740
4	17:37:00.796	<b>51.449</b>	+1.083	15.661	16.746	19.042	7	17:39:39.160	<b>51.468</b>	+0.818	15.645	16.747	19.076
5	17:37:52.669	<b>51.873</b>	+1.507	15.811	16.853	19.209	8	17:40:31.439	<b>52.279</b>	+1.629	16.062	16.731	19.486
6	17:38:43.722	<b>51.053</b>	+0.687	15.672	16.715	18.666	9	17:41:22.472	<b>51.033</b>	+0.383	15.770	16.603	18.660
7	17:39:34.653	<b>50.931</b>	+0.565	15.489	16.634	18.808	10	17:42:13.312	<b>50.840</b>	+0.190	15.543	16.620	18.677
8	17:40:25.686	<b>51.033</b>	+0.667	15.431	16.547	19.055	11	17:43:03.962	<b>50.650</b>		<b>15.476</b>	<b>16.597</b>	<b>18.577</b>
9	17:41:16.187	<b>50.501</b>	+0.135	15.443	16.515	18.543	12	17:43:55.431	<b>51.469</b>	+0.819	15.695	16.745	19.029
10	17:42:06.616	<b>50.429</b>	+0.063	15.474	16.453	<b>18.502</b>	<u>(412) Iliyan Yankov</u>						
11	17:42:58.321	<b>51.705</b>	+1.339	15.502	16.528	19.675	1	17:34:28.422	<b>54.192</b>	+3.616	17.747	17.415	19.030
12	17:43:48.687	<b>50.366</b>		<b>15.376</b>	<b>16.424</b>	18.566	2	17:35:20.912	<b>52.490</b>	+1.914	16.098	17.312	19.080
<u>(458) Radek Vavra</u>							3	17:36:15.286	<b>54.374</b>	+3.798	16.056	17.018	21.300
1	17:34:23.867	<b>54.834</b>	+4.365	17.819	17.712	19.303	4	17:37:07.112	<b>51.826</b>	+1.250	15.784	16.887	19.155
2	17:35:16.850	<b>52.983</b>	+2.514	15.934	18.099	18.950	5	17:37:58.973	<b>51.861</b>	+1.285	15.750	17.179	18.932
3	17:36:08.991	<b>52.141</b>	+1.672	15.663	17.005	19.473	6	17:38:50.464	<b>51.491</b>	+0.915	15.942	16.903	18.646
4	17:37:00.704	<b>51.713</b>	+1.244	15.618	16.930	19.165	7	17:39:41.658	<b>51.194</b>	+0.618	15.687	16.762	18.745
5	17:37:52.492	<b>51.788</b>	+1.319	15.732	16.947	19.109	8	17:40:32.254	<b>50.596</b>	+0.020	<b>15.461</b>	16.603	<b>18.532</b>
6	17:38:43.522	<b>51.030</b>	+0.561	15.653	16.789	18.588	9	17:41:22.830	<b>50.576</b>		15.472	16.555	18.549
7	17:39:34.342	<b>50.820</b>	+0.351	15.425	16.776	18.619	10	17:42:13.430	<b>50.600</b>	+0.024	15.463	<b>16.519</b>	18.618
8	17:40:25.604	<b>51.162</b>	+0.693	15.432	16.782	18.948	11	17:43:04.113	<b>50.683</b>	+0.107	15.547	16.565	18.571
9	17:41:15.986	<b>50.482</b>	+0.013	<b>15.340</b>	16.622	18.520	12	17:43:55.761	<b>51.648</b>	+1.072	15.676	16.778	19.194
10	17:42:06.455	<b>50.469</b>		15.401	<b>16.561</b>	<b>18.507</b>	<u>(468) Rick Hartmann</u>						
11	17:42:58.812	<b>52.357</b>	+1.888	15.427	16.691	20.239	1	17:34:25.865	<b>56.383</b>	+5.679	18.418	18.148	19.817
12	17:43:50.099	<b>51.287</b>	+0.818	15.908	16.856	18.523	2	17:35:19.456	<b>53.591</b>	+2.887	16.038	17.403	20.150
<u>(407) Emanuel Mai</u>							3	17:36:12.757	<b>53.301</b>	+2.597	15.881	16.946	20.474
1	17:34:24.360	<b>55.533</b>	+4.943	18.266	18.072	19.195	4	17:37:05.656	<b>52.899</b>	+2.195	16.707	17.219	18.973
2	17:35:18.046	<b>53.686</b>	+3.096	15.870	18.350	19.466	5	17:37:56.929	<b>51.273</b>	+0.569	15.664	16.780	18.829
3	17:36:11.043	<b>52.997</b>	+2.407	15.758	16.946	20.293	6	17:38:48.065	<b>51.136</b>	+0.432	15.632	16.732	18.772
4	17:37:02.827	<b>51.784</b>	+1.194	16.073	16.966	18.745	7	17:39:39.281	<b>51.216</b>	+0.512	15.616	16.744	18.856
5	17:37:53.700	<b>50.873</b>	+0.283	15.569	16.700	18.604	8	17:40:31.602	<b>52.321</b>	+1.617	16.363	16.726	19.232
6	17:38:44.537	<b>50.837</b>	+0.247	15.478	16.688	18.671	9	17:41:23.081	<b>51.479</b>	+0.775	15.769	16.780	18.930
7	17:39:35.186	<b>50.649</b>	+0.059	15.407	16.592	18.650	10	17:42:13.849	<b>50.768</b>	+0.064	15.559	<b>16.635</b>	<b>18.574</b>
8	17:40:26.094	<b>50.908</b>	+0.318	15.390	<b>16.532</b>	18.986	11	17:43:04.553	<b>50.704</b>		<b>15.466</b>	16.661	18.577
9	17:41:16.684	<b>50.590</b>		15.468	16.571	<b>18.551</b>	12	17:43:55.941	<b>51.388</b>	+0.684	15.616	16.638	19.134
10	17:42:07.365	<b>50.681</b>	+0.091	15.379	16.698	18.604	<u>(495) Adrian Martinz</u>						
11	17:42:58.881	<b>51.516</b>	+0.926	<b>15.343</b>	16.540	19.633	1	17:34:23.592	<b>55.001</b>	+4.487	18.089	17.602	19.310
12	17:43:50.687	<b>51.806</b>	+1.216	16.146	18.835	18.825	2	17:35:17.776	<b>54.184</b>	+3.670	16.075	18.771	19.338
<u>(466) Valentin Knoedel</u>							3	17:36:11.092	<b>53.316</b>	+2.802	15.853	16.870	20.593
1	17:34:25.121	<b>55.993</b>	+5.435	18.333	18.284	19.376	4	17:37:03.146	<b>52.054</b>	+1.540	16.324	16.922	18.808
2	17:35:18.572	<b>53.451</b>	+2.893	15.914	17.890	19.647	5	17:37:54.062	<b>50.916</b>	+0.402	15.588	16.680	18.648
							6	17:38:44.936	<b>50.874</b>	+0.360	15.539	16.711	18.624

# ADAC Kartrennen Cheb

KZ2 Cup  
 Qualifying Heat A-B  
 Cheb 1,202 Km  
 30.05.2026 17:30

Race (12 Laps) started at 17:33:19

Lap	Time of Day	Lap Tm	Diff	S1 Tm	S2 Tm	S3 Tm
7	17:39:35.657	<b>50.721</b>	+0.207	15.474	16.535	18.712
8	17:40:26.262	<b>50.605</b>	+0.091	15.388	16.500	18.717
9	17:41:16.992	<b>50.730</b>	+0.216	15.596	16.604	<b>18.530</b>
10	17:42:07.506	<b>50.514</b>		<b>15.382</b>	<b>16.482</b>	18.650
11	17:42:58.940	<b>51.434</b>	+0.920	15.449	16.487	19.498
12	17:43:51.443	<b>52.503</b>	+1.989	16.197	16.843	19.463

### (474) Jason Duijvestijn

1	17:34:26.719	<b>57.415</b>	+7.143	18.543	18.943	19.929
2	17:35:19.649	<b>52.930</b>	+2.658	15.831	17.176	19.923
3	17:36:12.901	<b>53.252</b>	+2.980	15.914	16.935	20.403
4	17:37:05.088	<b>52.187</b>	+1.915	16.376	17.047	18.764
5	17:37:56.085	<b>50.997</b>	+0.725	15.607	16.742	18.648
6	17:38:46.953	<b>50.868</b>	+0.596	15.474	16.704	18.690
7	17:39:38.008	<b>51.055</b>	+0.783	15.584	16.701	18.770
8	17:40:28.280	<b>50.272</b>		<b>15.307</b>	<b>16.459</b>	<b>18.506</b>
9	17:41:18.724	<b>50.444</b>	+0.172	15.330	16.551	18.563
10	17:42:09.501	<b>50.777</b>	+0.505	15.433	16.621	18.723
11	17:43:00.432	<b>50.931</b>	+0.659	15.334	16.768	18.829
12	17:43:51.764	<b>51.392</b>	+1.060	15.419	16.575	19.338

### (481) Jannik Remmert

1	17:34:24.669	<b>55.309</b>	+4.536	17.900	18.110	19.299
2	17:35:18.250	<b>53.581</b>	+2.808	15.855	18.150	19.576
3	17:36:11.358	<b>53.108</b>	+2.335	16.105	16.963	20.040
4	17:37:03.354	<b>51.996</b>	+1.223	16.156	16.770	18.770
5	17:37:54.470	<b>51.116</b>	+0.343	15.636	16.836	18.644
6	17:38:45.442	<b>50.972</b>	+0.199	15.601	16.720	18.651
7	17:39:36.368	<b>50.926</b>	+0.153	<b>15.482</b>	16.727	18.717
8	17:40:27.296	<b>50.928</b>	+0.155	15.576	16.711	18.641
9	17:41:18.111	<b>50.815</b>	+0.042	15.544	16.717	<b>18.554</b>
10	17:42:08.884	<b>50.773</b>		<b>15.537</b>	<b>16.641</b>	18.595
11	17:43:00.578	<b>51.694</b>	+0.921	15.609	16.963	19.122
12	17:43:52.136	<b>51.558</b>	+0.785	15.547	16.713	19.298

### (480) Milan van Winden

1	17:34:25.382	<b>55.954</b>	+5.337	18.190	18.267	19.497
2	17:35:18.916	<b>53.534</b>	+2.917	15.935	17.867	19.732
3	17:36:12.454	<b>53.538</b>	+2.921	15.820	17.197	20.521
4	17:37:04.316	<b>51.862</b>	+1.245	16.098	16.974	18.790
5	17:37:55.643	<b>51.327</b>	+0.710	15.624	16.845	18.858
6	17:38:46.789	<b>51.146</b>	+0.529	15.604	16.760	18.782
7	17:39:38.330	<b>51.541</b>	+0.924	15.586	16.744	19.211
8	17:40:29.205	<b>50.875</b>	+0.258	15.545	16.658	18.672
9	17:41:19.978	<b>50.773</b>	+0.156	<b>15.446</b>	16.744	18.583
10	17:42:10.595	<b>50.617</b>		<b>15.452</b>	<b>16.608</b>	<b>18.557</b>
11	17:43:01.432	<b>50.837</b>	+0.220	15.503	16.647	18.687
12	17:43:52.523	<b>51.091</b>	+0.474	15.479	<b>16.600</b>	19.012

### (498) Ondrej Daba

1	17:34:27.043	<b>57.246</b>	+6.266	18.875	18.390	19.981
2	17:35:19.867	<b>52.824</b>	+1.844	15.967	17.603	19.254
3	17:36:14.286	<b>54.419</b>	+3.439	15.907	16.942	21.570
4	17:37:06.590	<b>52.304</b>	+1.324	15.815	17.082	19.407
5	17:37:58.575	<b>51.985</b>	+1.005	15.756	16.901	19.328
6	17:38:50.776	<b>52.201</b>	+1.221	16.168	16.842	19.191
7	17:39:42.120	<b>51.344</b>	+0.364	15.668	16.840	18.836
8	17:40:33.299	<b>51.179</b>	+0.199	<b>15.511</b>	16.846	18.822
9	17:41:24.492	<b>51.193</b>	+0.213	15.538	16.814	18.841
10	17:42:15.472	<b>50.980</b>		<b>15.533</b>	<b>16.775</b>	<b>18.672</b>
11	17:43:06.483	<b>51.011</b>	+0.031	15.525	16.724	18.762
12	17:43:57.722	<b>51.239</b>	+0.259	15.630	<b>16.672</b>	18.937

### (413) Niko Bogнар

1	17:34:23.308	<b>54.928</b>	+4.577	18.173	17.456	19.299
2	17:35:17.361	<b>54.053</b>	+3.702	16.152	18.698	19.203
3	17:36:09.775	<b>52.414</b>	+2.063	15.845	16.814	19.755
4	17:37:01.048	<b>51.273</b>	+0.922	15.698	16.787	18.788
5	17:37:53.000	<b>51.952</b>	+1.601	15.746	16.868	19.338
6	17:38:43.957	<b>50.957</b>	+0.606	15.561	16.720	18.676
7	17:39:39.129	<b>55.172</b>	+4.821	15.491	16.603	23.078
8	17:40:30.962	<b>51.893</b>	+1.482	16.364	16.535	18.934
9	17:41:21.324	<b>50.362</b>	+0.011	15.451	16.473	<b>18.438</b>
10	17:42:11.675	<b>50.351</b>		<b>15.348</b>	16.477	18.526

Lap	Time of Day	Lap Tm	Diff	S1 Tm	S2 Tm	S3 Tm
11	17:43:02.030	<b>50.355</b>	+0.004	15.402	<b>16.382</b>	18.571
12	17:43:52.838	<b>50.808</b>	+0.457	15.404	16.528	18.876

### (437) Lucie Zimmelova

1	17:34:27.672	<b>57.608</b>	+6.590	18.673	18.997	19.933
2	17:35:20.721	<b>53.049</b>	+2.036	16.180	17.800	19.069
3	17:36:14.866	<b>54.145</b>	+3.132	16.037	17.022	21.086
4	17:37:06.935	<b>52.069</b>	+1.056	15.968	16.952	19.149
5	17:37:58.884	<b>51.949</b>	+0.936	15.794	17.084	19.071
6	17:38:50.905	<b>52.021</b>	+1.008	16.218	16.897	18.906
7	17:39:42.402	<b>51.497</b>	+0.484	15.708	16.831	18.958
8	17:40:33.458	<b>51.056</b>	+0.043	<b>15.513</b>	16.786	18.757
9	17:41:24.593	<b>51.135</b>	+0.122	15.554	16.798	18.783
10	17:42:15.759	<b>51.166</b>	+0.153	15.758	16.751	<b>18.657</b>
11	17:43:06.772	<b>51.013</b>		15.592	<b>16.670</b>	18.751
12	17:43:57.901	<b>51.129</b>	+0.116	15.598	16.745	18.786

### (470) Maximilian Preradovic

1	17:34:28.313	<b>57.622</b>	+6.615	18.430	18.875	20.317
2	17:35:21.822	<b>53.509</b>	+2.502	16.793	17.349	19.367
3	17:36:15.433	<b>53.611</b>	+2.604	16.001	17.140	20.470
4	17:37:08.481	<b>53.048</b>	+2.041	16.313	17.643	19.092
5	17:38:00.288	<b>51.807</b>	+0.800	15.843	16.931	19.033
6	17:38:51.800	<b>51.512</b>	+0.505	15.768	16.871	18.873
7	17:39:43.151	<b>51.351</b>	+0.344	15.502	16.902	18.947
8	17:40:34.497	<b>51.346</b>	+0.339	15.578	16.927	18.841
9	17:41:25.718	<b>51.221</b>	+0.214	15.645	16.807	<b>18.769</b>
10	17:42:16.912	<b>51.194</b>	+0.187	15.617	16.727	18.850
11	17:43:07.919	<b>51.007</b>		<b>15.428</b>	<b>16.671</b>	18.908
12	17:43:59.677	<b>51.758</b>	+0.751	15.735	16.772	19.251

### (410) Christoffer Sachse

1	17:34:27.583	<b>57.204</b>	+5.885	18.580	18.577	20.047
2	17:35:21.426	<b>53.843</b>	+2.524	16.100	18.356	19.387
3	17:36:15.532	<b>54.106</b>	+2.787	15.933	17.237	20.936
4	17:37:07.985	<b>52.453</b>	+1.134	16.020	17.279	19.154
5	17:38:00.076	<b>52.091</b>	+0.772	16.044	17.011	19.036
6	17:38:51.467	<b>51.391</b>	+0.072	15.606	16.895	18.890
7	17:39:42.815	<b>51.348</b>	+0.029	<b>15.593</b>	16.825	18.930
8	17:40:34.185	<b>51.370</b>	+0.051	15.697	16.885	<b>18.788</b>
9	17:41:25.504	<b>51.319</b>		15.730	<b>16.726</b>	18.863
10	17:42:17.228	<b>51.724</b>	+0.405	15.995	16.881	18.848
11	17:43:08.713	<b>51.485</b>	+0.166	15.651	16.924	18.910
12	17:44:00.473	<b>51.760</b>	+0.441	15.772	16.917	19.071

### (452) Erik Mueller

1	17:34:27.355	<b>57.693</b>	+6.680	18.816	18.797	20.080
2	17:35:20.607	<b>53.252</b>	+2.239	16.068	17.558	19.626
3	17:36:14.615	<b>54.008</b>	+2.995	15.971	16.921	21.116
4	17:37:06.753	<b>52.138</b>	+1.125	15.915	16.977	19.246
5	17:37:58.688	<b>51.935</b>	+0.922	15.847	16.883	19.205
6	17:38:50.260	<b>51.572</b>	+0.559	15.870	16.793	18.909
7	17:39:41.903	<b>51.643</b>	+0.630	15.737	16.780	19.126
8	17:40:33.036	<b>51.133</b>	+0.120	15.541	16.761	18.831
9	17:41:24.049	<b>51.013</b>		15.619	16.651	<b>18.743</b>
10	17:42:15.218	<b>51.169</b>	+0.156	15.716	<b>16.628</b>	18.825
11	17:43:06.330	<b>51.112</b>	+0.099	15.582	16.704	18.826
12	17:43:57.589	<b>51.259</b>	+0.246	<b>15.539</b>	16.697	19.023

### (469) Julian Bub

1	17:34:27.181	<b>57.555</b>	+6.707	18.618	18.681	20.256
2	17:35:20.482	<b>53.301</b>	+2.453	15.972	17.685	19.644
3	17:36:13.659	<b>53.177</b>	+2.329	15.788	16.990	20.399
4	17:37:06.464	<b>52.805</b>	+1.957	16.027	17.393	19.385
5	17:37:57.749	<b>51.285</b>	+0.437	15.748	16.769	18.768
6	17:38:48.597	<b>50.848</b>		<b>15.523</b>	16.689	<b>18.636</b>
7	17:39:39.518	<b>50.921</b>	+0.073	15.531	<b>16.581</b>	18.809
8	17:40:34.560	<b>1:05.042</b>	+14.194	16.428	16.810	31.804
9	17:41:39.603	<b>55.043</b>	+4.195	18.456	17.238	19.349

### (414) Eric Wess

1	17:34:22.737	<b>54.293</b>	+1.333	17.262	17.588	19.443
2	17:35:15.697	<b>52.960</b>		16.175	17.821	<b>18.964</b>
3	17:36:27.187					

# ADAC Kartrennen Cheb

KZ2 Cup Cheb 1,202 Km

Qualifying Heat A-B 30.05.2026 17:30

Race (12 Laps) started at 17:33:19

Lap	Time of Day	Lap Tm	Diff	S1 Tm	S2 Tm	S3 Tm	Lap	Time of Day	Lap Tm	Diff	S1 Tm	S2 Tm	S3 Tm
4	17:37:20.834	<b>53.647</b>	+0.687	16.497	17.503	19.647							
<hr/>													
(451) Tomas Kuzela													
1	17:34:22.860	<b>54.476</b>	+1.357	17.668	17.369	19.439							
2	17:35:15.979	<b>53.119</b>		16.218	17.903	<b>18.998</b>							

**KZ2 Cup**
**Cheb (CZE)**
**Ranking after Heats**

Pos.	No.	Firstname	Lastname	Nat.		Nat			Total points			C-D	A-B	A-C	B-D	A-D	B-C	Group	SH
				Dri	Entrant	Ent	Make	Sponsor	QP	PTS	Diff.								
1	433	Pavel	Vimmer	CZE	TB Racing Team	DEU	KR /TM/VEGA		1	150	--	50	--	50	--	50	A		
2	485	Oliver	Staedtler	DEU	Formula K SRP Factory Team	DEU	IPK /TM/VEGA		4	129	21	--	44	41	--	44	B		
3	442	Ondrej	Pikl	CZE	KartingPlanet s.r.o	CZE	Sodi /TM/VEGA		11	124	26	50	--	--	38	36	A		
4	432	Kevin	Lantinga	NLD	TB Racing Team	DEU	Sodi /TM/VEGA		8	123	27	--	41	44	--	38	B		
5	464	Marc	Gerstenkorn	CHE	Mach1 Motorsport	DEU	Mach1 /TM/VEGA		2	117	33	23	--	50	--	44	A		
6	406	Manuel	Kastl	DEU	CS Competition	BEL	Sodi /TM/VEGA		3	113	37	19	--	--	44	50	B		
7	454	Martin	Antos	CZE	SPIRIT RACING s.r.o.	CZE	Birelart /TM/VEGA		16	105	45	--	26	38	--	41	A		
8	444	Kevin	Wagner	DEU	TB Racing Team	DEU	Sodi /TM/VEGA		19	104	46	41	--	--	41	22	B		
9	416	Jayden	Gushiken	DEU	Formula K SRP Factory Team	DEU	IPK /TM /VEGA		6	101	49	36	--	24	--	41	A		
10	411	Mark	Zvarich	THA	TB Racing Team	DEU	Sodi /TM/VEGA		14	100	50	34	--	34	--	32	B		
11	407	Emanuel	Mai	DEU	Solgat Motorsport	DEU	Birelart /TM/VEGA		17	100	50	--	30	--	34	36	A		
12	434	Marcel	Ernst	DEU	Doerr Motorsport	DEU	KR /IAME/VEGA		27	96	54	44	--	--	28	24	B		
13	423	Oskar	Steinbach	DEU	Kartshop Ampfing	DEU	Birelart /TM/VEGA		24	91	59	--	32	36	--	23	A		
14	451	Tomas	Kuzela	CZE	SKYLARKS Karting Team	CZE	Sodi /TM/VEGA		9	88	62	--	38	--	36	14	B		
15	412	Iliyan	Yankov	BGR	Formula K SRP Factory Team	DEU	IPK /TM/VEGA		45	88	62	--	28	--	32	28	A		
16	466	Valentin	Knoedel	DEU	Formula K SRP Factory Team	DEU	IPK /TM/VEGA		18	85	65	24	--	27	--	34	B		
17	420	Quinten	van Leeuwen	NLD	MP Karting	NLD	Henza Kart /TM/VEGA		32	84	66	--	25	32	--	27	A		
18	413	Niko	Bognar	DEU	Formula K SRP Factory Team	DEU	IPK /TM/VEGA		5	83	67	--	36	--	26	21	B		
19	458	Radek	Vavra	CZE	TB Racing Team	DEU	Sodi /TM /VEGA		21	83	67	--	34	--	11	38	A		
20	495	Adrian	Martinz	AUT	TB Racing Team	DEU	Sodi /TM/VEGA		10	82	68	28	--	28	--	26	B		
21	447	Matyas	Pursi	CZE	IPK VMS Racing	CZE	Birel Art /TM/VEGA		23	82	68	32	--	--	24	26	A		
22	498	Ondrej	Duba	CZE	SPIRIT RACING s.r.o.	CZE	Birelart /TM/VEGA		38	77	73	30	--	25	--	22	B		
23	422	Carl	Luthardt	DEU	Kartshop Ampfing	DEU	Birelart /TM/VEGA		7	76	74	15	--	--	27	34	A		
24	499	Karl	Leesma	EST	Formula K SRP Factory Team	DEU	IPK /TM/VEGA		39	75	75	38	--	--	17	20	B		
25	477	Derk	van Silfhout	NLD	Derk van Silfhout	NLD	Birelart /TM/VEGA		34	74	76	21	--	23	--	30	A		
26	468	Rick	Hartmann	DEU	MP Karting	NLD	Henza Kart /TM/VEGA	MSC Langenfeld	29	72	78	--	24	--	21	27	B		
27	417	Khalil	Sodah	LTU	Mach1 Motorsport	DEU	Mach1 /TM/VEGA		28	68	82	--	20	30	--	18	A		
28	414	Eric	Wess	DEU	Christian Wess	DEU	Birelart /TM/VEGA		13	67	83	--	22	--	30	15	B		
29	436	Vaclav	Prochazka	CZE	TEAM OKKART	CZE	Sodi /TM/VEGA		15	67	83	10	--	--	25	32	A		
30	474	Jason	Duijvestijn	NLD	CS Competition	BEL	Sodi //VEGA		22	67	83	16	--	26	--	25	B		
31	481	Jannik	Remmert	DEU	VDB Kart Racing	DEU	Birelart /TM/VEGA		25	67	83	--	27	--	16	24	A		
32	484	Max	Hezel	DEU	CV Performance Group X JP Motor	DEU	KR /IAME/VEGA		31	66	84	22	--	--	23	21	B		
33	425	Sascha	Dreher	DEU	Mach1 Motorsport	DEU	Mach1 /TM/VEGA		12	65	85	--	18	17	--	30	A		
34	480	Milan	van Winden	NLD	MP Karting	NLD	Henza Kart /TM/VEGA		26	65	85	20	--	22	--	23	B		
35	410	Christoffer	Sachse	DNK	MP Karting	NLD	Henza Kart /TM/VEGA		46	65	85	27	--	20	--	18	A		
36	462	Matej	Kacovsky	CZE	SPIRIT RACING s.r.o	CZE	Birelart /TM/VEGA		36	63	87	--	19	19	--	25	B		
37	450	Barry	Gregory	FRA	Formula K SRP Factory Team	DEU	IPK /TM /VEGA		43	62	88	26	--	--	19	17	A		
38	409	Luis	Esser	DEU	Mach1 Motorsport	DEU	Mach1 /TM/VEGA		20	60	90	--	16	16	--	28	B		
39	470	Maximilian	Preradovic	DEU	Solgat Motorsport	DEU	Birelart /TM/VEGA		37	60	90	--	21	--	20	19	A		
40	443	Lukas	Lehnert	CZE	MS KART RACING TEAM	CZE	MS Kart /TM/VEGA		40	60	90	--	23	18	--	19	B		
41	491	Kevin	Rosenbaeck	SWE	Kevin Rosenbaeck	SWE	Intrepid /TM/VEGA		35	59	91	25	--	--	18	16	A		
42	469	Julian	Bub	DEU	Doerr Motorsport	DEU	KR /IAME/VEGA		30	54	96	17	--	21	--	16	B		
43	452	Erik	Mueller	DEU	Mach1 Motorsport	DEU	Mach1 /TM/VEGA		33	54	96	--	15	--	22	17	A		
44	437	Lucie	Zimmelova	CZE	MS KART RACING TEAM	CZE	MS Kart /TM/VEGA		42	53	97	18	--	15	--	20	B		
45	424	Noah	Kaltenbach	DEU	Solgat Motorsport	DEU	Birelart /TM/VEGA		44	46	104	--	17	14	--	15	A		

**Announcements:** These results are provisional until the conclusion of any judicial and technical matters

Clerk of the course Kevin Meinhardt:

Timekeeping Monika Riehmers:

**KZ2 Cup**

**Cheb (CZE)**

**Ranking after Heats**

Pos. No.	Firstname	Lastname	Nat.		Nat		Sponsor	Total points			C-D	A-B	A-C	B-D	A-D	B-C	Group SH
			Dri	Entrant	Ent	Make		QP	PTS	Diff.							
DNS 415	Viggo	<b>Rasmussen</b>	DEU	Kartshop Ampfing	DEU	Birelart /TM/VEGA		41	<b>42</b>	108	--	14	--	15	--	13	B

**Announcements:** These results are provisional until the conclusion of any judicial and technical matters

Clerk of the course Kevin Meinhardt: *U. Meinhardt*

Timekeeping Monika Riehmers: *MR*

Printed: 30.05.2026 18:13


Posted at: h

# ADAC Kartrennen Cheb

KZ2 Cup  
 Super Heat A  
 Race (16 Laps)

Cheb 1,202 Km  
 31.05.2026 10:30

452 Erik Mueller	22	424 Noah Kaltenbach	12
470 Maximilian Preradovic	20	491 Kevin Rosenbaeck	11
410 Christoffer Sachse	18	450 Barry Gregory	10
481 Jannik Remmert	16	425 Sascha Dreher	9
417 Khalil Sodah	14	436 Vaclav Prochazka	8
422 Carl Luthardt	12	477 Derk van Silfhout	7
458 Radek Vavra	10	447 Matyas Pursl	6
412 Iliyan Yankov	8	420 Quinten van Leeuwen	5
407 Emanuel Mai	6	423 Oskar Steinbach	4
454 Martin Antos	4	416 Jayden Gushiken	3
442 Ondrej Piki	2	464 Marc Gerstenkorn	2
		433 Pavel Vimmer	1
			POLE POSITION




ADAC Kartrennen Cheb

KZ2 Cup  
 Super Heat B  
 Race (16 Laps)

Cheb 1,202 Km  
 31.05.2026 10:55

437 Lucie Zimmelova	415 Viggo Rasmussen	12
22	23	
443 Lukas Lehnert	469 Julian Bub	11
20	21	
462 Matej Kacovsky	409 Luis Esser	10
18	19	
484 Max Hezel	480 Milan van Winden	9
16	17	
414 Eric Wess	474 Jason Duijvestijn	8
14	15	
499 Karl Leesma	468 Rick Hartmann	7
12	13	
495 Adrian Martinz	498 Ondrej Duba	6
10	11	
466 Valentin Knoedel	413 Niko Bognar	5
8	9	
434 Marcel Ernst	451 Tomas Kuzela	4
6	7	
444 Kevin Wagner	411 Mark Zvarich	3
4	5	
432 Kevin Lantinga	406 Manuel Kastl	2
2	3	
	485 Oliver Staedtler	1
	1	

POLE POSITION



# ADAC Kartrennen Cheb

## KZ2 Cup / Warm Up Super Heat A

Track: Cheb - 1.202 km

Session Started: 8:51:05

Best Lap by: 412 - Iliyan Yankov - 50.462

Rank	#	Driver	Nat	Sponsor Competitor	Nat	Driver-License Com-License	Equipment	laps	Best Lap	Diff	In Lap	Penalty
1	412	Iliyan Yankov	BGR	Formula K SRP Factory Team	DEU	BG-26/E-INT 009 48701	IPK /TM/VEGA	7	50.462		7	
2	436	Vaclav Prochazka	CZE	TEAM OKKART	CZE	26AS0252 26AT02581	Sodi /TM/VEGA	7	50.531	0.069	7	
3	423	Oskar Steinbach	DEU	Kartshop Ampfing	DEU	10217 66030	Birelart /TM/VEGA	7	50.612	0.150	6	
4	420	Quinten van Leeuwen	NLD	MP Kartracing	NLD	48150 13058022	Henza Kart /TM/VEGA	7	50.616	0.154	7	
5	433	Pavel Vimmer	CZE	TB Racing Team	DEU	26AS0709 38262	KR /TM/VEGA	6	50.687	0.225	6	
6	407	Emanuel Mai	DEU	Solgat Motorsport	DEU	16484 66799	Birelart /TM/VEGA	7	50.707	0.245	7	
7	458	Radek Vavra	CZE	TB Racing Team	DEU	26AS0260 38262	Sodi /TM /VEGA	7	50.716	0.254	6	
8	464	Marc Gerstenkorn	CHE	Mach1 Motorsport	DEU	375 66429	Mach1 /TM/VEGA	6	50.764	0.302	6	
9	417	Khalil Sodah	LTU	Mach1 Motorsport	DEU	2026-ITE/25 66429	Mach1 /TM/VEGA	7	50.891	0.429	7	
10	422	Carl Luthardt	DEU	Kartshop Ampfing	DEU	37029 66030	Birelart /TM/VEGA	6	50.893	0.431	6	
11	425	Sascha Dreher	DEU	Mach1 Motorsport	DEU	41859 66429	Mach1 /TM/VEGA	6	51.038	0.576	6	
12	452	Erik Mueller	DEU	Mach1 Motorsport	DEU	17884 66429	Mach1 /TM/VEGA	6	51.085	0.623	6	
13	442	Ondrej Píkl	CZE	KartingPlanet s.r.o	CZE	26AS0435 26AT02781	Sodi /TM/VEGA	6	51.091	0.629	5	
14	477	Derk van Silfhout	NLD	Derk van Silfhout	NLD	44638 44638	Birelart /TM/VEGA	6	51.283	0.821	6	
15	481	Jannik Remmert	DEU	VDB Kart Racing	DEU	19994 66002	Birelart /TM/VEGA	7	51.316	0.854	6	
16	447	Matyas Pursi	CZE	IPK VMS Racing	CZE	26AS0309 26AT00171	Birel Art /TM/VEGA	7	51.355	0.893	6	
17	410	Christoffer Sachse	DNK	MP Kartracing	NLD	72890 13058022	Henza Kart /TM/VEGA	7	51.487	1.025	6	
18	454	Martin Antos	CZE	SPIRIT RACING s.r.o.	CZE	26AS0350 26AT00681	Birelart /TM/VEGA	6	51.961	1.499	5	
19	450	Barry Gregory	FRA	Formula K SRP Factory Team	DEU	114024 48701	IPK /TM /VEGA	6	51.989	1.527	6	
20	491	Kevin Rosenbaeck	SWE	Kevin Rosenbaeck	SWE	95612 95612	Intrepid /TM/VEGA	6	52.070	1.608	6	
21	416	Jayden Gushiken	DEU	Formula K SRP Factory Team	DEU	48497 48701	IPK /TM /VEGA	6	52.579	2.117	5	
22	470	Maximilian Preradovic	DEU	Solgat Motorsport	DEU	52050 66799	Birelart /TM/VEGA	5	52.710	2.248	5	

### Not classified

DNS	424	Noah Kaltenbach	DEU	Solgat Motorsport	DEU	41550 66799	Birelart /TM/VEGA	0			0	
-----	-----	-----------------	-----	-------------------	-----	-------------	-------------------	---	--	--	---	--

 Timekeeper  
M.Riehmers



 Race Director  
K.Meinhardt

Page 1/1

These results are provisional until the conclusion of any judicial and technical matters!

K-15652/26

Printed: 31.05.2026 / 08:58

# ADAC Kartrennen Cheb

KZ2 Cup

Cheb 1,202 Km

Warm Up Super Heat A

31.05.2026 08:50

Practice (6:00 Time) started at 8:51:05

Lap	Time of Day	Lap Tm	Diff	S1 Tm	S2 Tm	S3 Tm
<b>(412) Iliyan Yankov</b>						
1	8:52:27.850	<b>1:12.169</b>	+21.707	25.646	21.762	24.761
2	8:53:29.069	<b>1:01.219</b>	+10.757	19.132	19.492	22.595
3	8:54:28.108	<b>59.039</b>	+8.577	18.468	19.160	21.411
4	8:55:20.461	<b>52.353</b>	+1.891	16.380	17.085	18.888
5	8:56:11.531	<b>51.070</b>	+0.608	15.506	16.842	18.722
6	8:57:02.186	<b>50.655</b>	+0.193	15.486	16.546	18.623
7	8:57:52.648	<b>50.462</b>		<b>15.453</b>	<b>16.469</b>	<b>18.540</b>

Lap	Time of Day	Lap Tm	Diff	S1 Tm	S2 Tm	S3 Tm
<b>(436) Vaclav Prochazka</b>						
1	8:52:27.191	<b>1:12.051</b>	+21.520	25.642	21.989	24.420
2	8:53:22.707	<b>55.516</b>	+4.985	17.950	18.018	19.548
3	8:54:15.207	<b>52.500</b>	+1.969	16.002	17.279	19.219
4	8:55:07.022	<b>51.815</b>	+1.284	16.031	16.922	18.862
5	8:55:57.891	<b>50.869</b>	+0.338	15.473	16.662	18.734
6	8:56:48.702	<b>50.811</b>	+0.280	15.386	16.751	18.674
7	8:57:39.233	<b>50.531</b>		<b>15.338</b>	<b>16.636</b>	<b>18.557</b>

Lap	Time of Day	Lap Tm	Diff	S1 Tm	S2 Tm	S3 Tm
<b>(423) Oskar Steinbach</b>						
1	8:52:26.249	<b>1:09.203</b>	+18.591	24.631	21.568	23.004
2	8:53:23.192	<b>56.943</b>	+6.331	18.299	18.295	20.349
3	8:54:15.659	<b>52.467</b>	+1.855	16.117	17.167	19.183
4	8:55:07.452	<b>51.793</b>	+1.181	16.000	16.872	18.921
5	8:55:58.339	<b>50.887</b>	+0.275	15.563	16.664	18.660
6	8:56:48.951	<b>50.612</b>		<b>15.394</b>	<b>16.612</b>	<b>18.606</b>
7	8:57:39.732	<b>50.781</b>	+0.169	<b>15.369</b>	16.728	18.684

Lap	Time of Day	Lap Tm	Diff	S1 Tm	S2 Tm	S3 Tm
<b>(420) Quinten van Leeuwen</b>						
1	8:52:35.100	<b>1:07.577</b>	+16.961	22.958	21.860	22.759
2	8:53:31.074	<b>55.974</b>	+5.358	17.190	18.298	20.486
3	8:54:26.243	<b>55.169</b>	+4.553	16.647	18.317	20.205
4	8:55:18.371	<b>52.128</b>	+1.512	15.785	16.980	19.363
5	8:56:09.529	<b>51.158</b>	+0.542	15.630	16.826	18.702
6	8:57:00.475	<b>50.946</b>	+0.330	<b>15.459</b>	16.784	18.703
7	8:57:51.091	<b>50.616</b>		<b>15.465</b>	<b>16.634</b>	<b>18.517</b>

Lap	Time of Day	Lap Tm	Diff	S1 Tm	S2 Tm	S3 Tm
<b>(433) Pavel Vimmer</b>						
1	8:52:34.528	<b>1:12.186</b>	+21.499	26.038	22.440	23.708
2	8:53:34.479	<b>59.951</b>	+9.264	18.900	19.469	21.582
3	8:54:31.324	<b>56.845</b>	+6.158	17.359	18.735	20.751
4	8:55:27.537	<b>56.213</b>	+5.526	16.820	18.495	20.898
5	8:56:19.986	<b>52.449</b>	+1.762	16.304	17.081	19.064
6	8:57:10.673	<b>50.687</b>		<b>15.417</b>	<b>16.584</b>	<b>18.686</b>

Lap	Time of Day	Lap Tm	Diff	S1 Tm	S2 Tm	S3 Tm
<b>(407) Emanuel Mai</b>						
1	8:52:22.001	<b>1:07.492</b>	+16.785	24.288	20.452	22.752
2	8:53:19.879	<b>57.878</b>	+7.171	18.299	18.639	20.940
3	8:54:15.138	<b>55.259</b>	+4.552	16.890	20.371	20.940
4	8:55:08.522	<b>53.384</b>	+2.677	16.927	17.154	19.303
5	8:55:59.852	<b>51.330</b>	+0.623	15.752	16.743	18.835
6	8:56:50.956	<b>51.104</b>	+0.397	<b>15.469</b>	16.636	18.999
7	8:57:41.663	<b>50.707</b>		<b>15.542</b>	<b>16.610</b>	<b>18.555</b>

Lap	Time of Day	Lap Tm	Diff	S1 Tm	S2 Tm	S3 Tm
<b>(458) Radek Vavra</b>						
1	8:52:35.056	<b>1:10.677</b>	+19.961	25.287	22.410	22.980
2	8:53:31.304	<b>56.248</b>	+5.532	17.633	18.286	20.329
3	8:54:26.413	<b>55.109</b>	+4.393	16.750	18.118	20.241
4	8:55:18.136	<b>51.723</b>	+1.007	15.870	16.871	18.982
5	8:56:09.263	<b>51.127</b>	+0.411	15.610	16.776	18.741
6	8:56:59.979	<b>50.716</b>		<b>15.396</b>	<b>16.667</b>	<b>18.653</b>
7	8:57:50.895	<b>50.916</b>	+0.200	15.461	16.810	<b>18.645</b>

Lap	Time of Day	Lap Tm	Diff	S1 Tm	S2 Tm	S3 Tm
<b>(464) Marc Gerstenkorn</b>						
1	8:52:30.752	<b>1:11.362</b>	+20.598	26.363	21.530	23.469
2	8:53:30.974	<b>1:00.222</b>	+9.458	18.950	19.307	21.965
3	8:54:29.485	<b>58.511</b>	+7.747	18.253	18.760	21.498
4	8:55:26.985	<b>57.500</b>	+6.736	17.626	18.595	21.279
5	8:56:18.931	<b>51.946</b>	+1.182	15.845	16.695	19.406
6	8:57:09.695	<b>50.754</b>		<b>15.504</b>	<b>16.604</b>	<b>18.656</b>

Lap	Time of Day	Lap Tm	Diff	S1 Tm	S2 Tm	S3 Tm
<b>(417) Khalil Sodah</b>						
1	8:52:28.208	<b>1:09.771</b>	+18.880	24.449	21.615	23.707
2	8:53:29.317	<b>1:01.109</b>	+10.218	19.378	19.307	22.424

Lap	Time of Day	Lap Tm	Diff	S1 Tm	S2 Tm	S3 Tm
3	8:54:24.651	<b>55.334</b>	+4.443	17.035	18.458	19.841
4	8:55:16.867	<b>52.216</b>	+1.325	16.105	17.041	19.070
5	8:56:08.404	<b>51.537</b>	+0.646	15.736	16.936	18.865
6	8:56:59.657	<b>51.253</b>	+0.362	15.654	16.806	18.793
7	8:57:50.548	<b>50.891</b>		<b>15.547</b>	<b>16.641</b>	<b>18.703</b>

Lap	Time of Day	Lap Tm	Diff	S1 Tm	S2 Tm	S3 Tm
<b>(422) Carl Luthardt</b>						
1	8:52:34.897	<b>1:08.767</b>	+17.874	22.824	22.635	23.308
2	8:53:32.312	<b>57.415</b>	+6.522	17.169	18.330	21.916
3	8:54:32.134	<b>59.822</b>	+8.929	19.088	21.009	19.725
4	8:55:25.791	<b>53.657</b>	+2.764	16.310	17.430	19.917
5	8:56:17.566	<b>51.775</b>	+0.882	16.015	16.916	18.844
6	8:57:08.459	<b>50.893</b>		<b>15.635</b>	<b>16.615</b>	<b>18.643</b>

Lap	Time of Day	Lap Tm	Diff	S1 Tm	S2 Tm	S3 Tm
<b>(425) Sascha Dreher</b>						
1	8:52:39.628	<b>1:15.455</b>	+24.417	26.911	23.154	25.390
2	8:53:40.487	<b>1:00.859</b>	+9.821	19.174	19.357	22.328
3	8:54:39.220	<b>58.733</b>	+7.695	18.047	19.703	20.983
4	8:55:31.504	<b>52.284</b>	+1.246	15.895	17.010	19.379
5	8:56:26.068	<b>54.564</b>	+3.526	16.789	18.787	19.988
6	8:57:17.106	<b>51.038</b>		<b>15.480</b>	<b>16.760</b>	<b>18.798</b>

Lap	Time of Day	Lap Tm	Diff	S1 Tm	S2 Tm	S3 Tm
<b>(452) Erik Mueller</b>						
1	8:52:47.902	<b>1:06.527</b>	+15.442	23.455	21.086	21.986
2	8:53:43.250	<b>55.348</b>	+4.263	17.648	18.050	19.650
3	8:54:36.801	<b>53.551</b>	+2.466	16.153	17.683	19.715
4	8:55:28.839	<b>52.038</b>	+0.953	16.008	16.913	19.117
5	8:56:20.313	<b>51.474</b>	+0.389	15.738	16.868	18.868
6	8:57:11.398	<b>51.085</b>		<b>15.595</b>	<b>16.676</b>	<b>18.814</b>

Lap	Time of Day	Lap Tm	Diff	S1 Tm	S2 Tm	S3 Tm
<b>(442) Ondrej Píkl</b>						
1	8:52:37.696	<b>1:14.158</b>	+23.067	25.895	23.419	24.844
2	8:53:39.588	<b>1:01.892</b>	+10.801	19.564	19.760	22.568
3	8:54:35.145	<b>55.557</b>	+4.466	18.015	17.668	19.874
4	8:55:27.352	<b>52.207</b>	+1.116	15.945	16.942	19.320
5	8:56:18.443	<b>51.091</b>		<b>15.630</b>	16.851	<b>18.610</b>
6	8:57:10.586	<b>52.143</b>	+1.052	15.647	<b>16.683</b>	19.813

Lap	Time of Day	Lap Tm	Diff	S1 Tm	S2 Tm	S3 Tm
<b>(477) Derk van Silfhout</b>						
1	8:52:33.139	<b>1:11.883</b>	+20.600	25.998	22.130	23.755
2	8:53:32.981	<b>59.842</b>	+8.559	18.705	20.106	21.031
3	8:54:29.753	<b>56.772</b>	+5.489	17.426	18.347	20.999
4	8:55:24.889	<b>55.136</b>	+3.853	17.730	17.775	19.631
5	8:56:16.386	<b>51.497</b>	+0.214	15.778	16.829	18.890
6	8:57:07.669	<b>51.283</b>		<b>15.691</b>	<b>16.828</b>	<b>18.764</b>

Lap	Time of Day	Lap Tm	Diff	S1 Tm	S2 Tm	S3 Tm
<b>(481) Jannik Remmert</b>						
1	8:52:33.987	<b>1:07.113</b>	+15.797	23.227	21.731	22.155
2	8:53:31.572	<b>57.585</b>	+6.269	16.945	18.488	22.152
3	8:54:26.698	<b>55.126</b>	+3.810	16.698	18.058	20.370
4	8:55:18.520	<b>51.822</b>	+0.506	15.777	16.916	19.129
5	8:56:10.184	<b>51.664</b>	+0.348	<b>15.724</b>	17.187	18.753
6	8:57:01.500	<b>51.316</b>		<b>15.735</b>	<b>16.746</b>	18.835
7	8:57:53.055	<b>51.555</b>	+0.239	15.741	17.098	<b>18.716</b>

Lap	Time of Day	Lap Tm	Diff	S1 Tm	S2 Tm	S3 Tm
<b>(447) Matyas Pursl</b>						
1	8:52:28.422	<b>1:08.079</b>	+16.724	23.211	21.236	23.632
2	8:53:28.365	<b>59.943</b>	+8.588	18.787	19.396	21.760
3	8:5					

# ADAC Kartrennen Cheb

KZ2 Cup

Cheb 1,202 Km

Warm Up Super Heat A

31.05.2026 08:50

Practice (6:00 Time) started at 8:51:05

Lap	Time of Day	Lap Tm	Diff	S1 Tm	S2 Tm	S3 Tm	Lap	Time of Day	Lap Tm	Diff	S1 Tm	S2 Tm	S3 Tm
1	8:52:27.536	<b>1:11.959</b>	+19.998	26.622	21.653	23.684							
2	8:53:27.856	<b>1:00.320</b>	+8.359	18.709	19.493	22.118							
3	8:54:27.793	<b>59.937</b>	+7.976	18.199	19.474	22.264							
4	8:55:26.199	<b>58.406</b>	+6.445	18.075	19.021	21.310							
5	8:56:18.160	<b>51.961</b>		<b>15.774</b>	17.072	<b>19.115</b>							
6	8:57:10.441	<b>52.281</b>	+0.320	15.796	<b>16.604</b>	19.881							

(450) Barry Gregory

1	8:52:27.189	<b>1:13.085</b>	+21.096	25.845	22.484	24.756
2	8:53:28.773	<b>1:01.584</b>	+9.595	19.522	19.543	22.519
3	8:54:28.762	<b>59.989</b>	+8.000	18.453	18.632	22.904
4	8:55:23.408	<b>54.646</b>	+2.657	17.694	17.515	19.437
5	8:56:15.429	<b>52.021</b>	+0.032	15.828	<b>17.043</b>	19.150
6	8:57:07.418	<b>51.989</b>		<b>15.816</b>	17.053	<b>19.120</b>

(491) Kevin Rosenbaeck

1	8:52:39.396	<b>1:12.417</b>	+20.347	25.968	21.981	24.468
2	8:53:40.785	<b>1:01.389</b>	+9.319	19.166	18.941	23.282
3	8:54:36.701	<b>55.916</b>	+3.846	18.183	17.903	19.830
4	8:55:29.789	<b>53.088</b>	+1.018	16.456	17.333	19.299
5	8:56:21.953	<b>52.164</b>	+0.094	16.019	16.980	<b>19.165</b>
6	8:57:14.023	<b>52.070</b>		<b>15.947</b>	<b>16.907</b>	19.216

(416) Jayden Gushiken

1	8:52:27.056	<b>1:13.417</b>	+20.838	26.092	22.470	24.855
2	8:53:28.630	<b>1:01.574</b>	+8.995	19.462	19.612	22.500
3	8:54:28.627	<b>59.997</b>	+7.418	18.409	18.693	22.895
4	8:55:25.493	<b>56.866</b>	+4.287	18.062	18.315	20.489
5	8:56:18.072	<b>52.579</b>		<b>16.160</b>	16.940	19.479
6	8:57:11.202	<b>53.130</b>	+0.551	16.945	<b>16.874</b>	<b>19.311</b>

(470) Maximilian Preradovic

1	8:52:39.199	<b>1:13.572</b>	+20.862	26.433	22.485	24.654
2	8:53:39.769	<b>1:00.570</b>	+7.860	18.917	19.238	22.415
3	8:54:37.577	<b>57.808</b>	+5.098	18.224	18.456	21.128
4	8:55:31.082	<b>53.505</b>	+0.795	16.416	17.321	19.768
5	8:56:23.792	<b>52.710</b>		16.103	17.384	<b>19.223</b>

# ADAC Kartrennen Cheb

## KZ2 Cup / Warm Up Super Heat B

Track: Cheb - 1.202 km

Session Started: 9:00:00

Best Lap by: 498 - Ondrej Duba - 50.958

Rank	#	Driver	Nat	Sponsor Competitor	Nat	Driver-License Com-Licence	Equipment	laps	Best Lap	Diff	In Lap	Penalty
1	498	Ondrej Duba	CZE	SPIRIT RACING s.r.o.	CZE	26AS0683 26AT00681	Birelart /TM/VEGA	6	50.958		5	
2	413	Niko Bognar	DEU	Formula K SRP Factory Team	DEU	65560 48701	IPK /TM/VEGA	6	50.978	0.020	5	
3	474	Jason Duijvestijn	NLD	CS Competition	BEL	44454 917665	Sodi /VEGA	6	51.005	0.047	5	
4	495	Adrian Martinz	AUT	TB Racing Team	DEU	JK2072 38262	Sodi /TM/VEGA	6	51.054	0.096	6	
5	466	Valentin Knoedel	DEU	Formula K SRP Factory Team	DEU	48527 48701	IPK /TM/VEGA	6	51.106	0.148	6	
6	469	Julian Bub	DEU	Doerr Motorsport	DEU	48217 65122	KR /IAME/VEGA	6	51.108	0.150	5	
7	468	Rick Hartmann	DEU	MSC Langenfeld MP Karttracing	NLD	67247 13058022	Henza Kart /TM/VEGA	6	51.123	0.165	5	
8	480	Milan van Winden	NLD	MP Karttracing	NLD	48897 13058022	Henza Kart /TM/VEGA	6	51.147	0.189	5	
9	434	Marcel Ernst	DEU	Doerr Motorsport	DEU	34772 65122	KR /IAME/VEGA	6	51.199	0.241	5	
10	409	Luis Esser	DEU	Mach1 Motorsport	DEU	11661 66429	Mach1 /TM/VEGA	6	51.274	0.316	4	
11	484	Max Hezel	DEU	CV Performance Group X JP Motorsport	DEU	65055 38321	KR /IAME/VEGA	6	51.296	0.338	5	
12	443	Lukas Lehnert	CZE	MS KART RACING TEAM	CZE	26AS0408 26AT00621	MS Kart /TM/VEGA	6	51.306	0.348	5	
13	485	Oliver Staedtler	DEU	Formula K SRP Factory Team	DEU	65210 48701	IPK /TM/VEGA	5	51.855	0.897	4	
14	437	Lucie Zimmelova	CZE	MS KART RACING TEAM	CZE	26AS0118 26AT00621	MS Kart /TM/VEGA	6	52.211	1.253	6	
15	411	Mark Zvarich	THA	TB Racing Team	DEU	29 38262	Sodi /TM/VEGA	6	52.323	1.365	6	
16	451	Tomas Kuzela	CZE	SKYLARKS Karting Team	CZE	26AS1180 26AT00961	Sodi /TM/VEGA	6	52.353	1.395	6	
17	499	Karl Leesma	EST	Formula K SRP Factory Team	DEU	34333 48701	IPK /TM/VEGA	6	52.474	1.516	6	
18	414	Eric Wess	DEU	Christian Wess	DEU	44964 65002	Birelart /TM/VEGA	6	53.307	2.349	6	
19	406	Manuel Kastl	DEU	CS Competition	BEL	61705 917665	Sodi /TM/VEGA	6	54.315	3.357	6	
20	432	Kevin Lantinga	NLD	TB Racing Team	DEU	42585 38262	Sodi /TM/VEGA	6	54.483	3.525	6	
21	462	Matej Kacovsky	CZE	SPIRIT RACING s.r.o.	CZE	26AS1717 26AT00681	Birelart /TM/VEGA	5	54.590	3.632	4	
22	444	Kevin Wagner	DEU	TB Racing Team	DEU	11828 38262	Sodi /TM/VEGA	6	55.102	4.144	6	

### Not classified

DNS	415	Viggo Rasmussen	DEU	Kartshop Ampfing	DEU	69185 66030	Birelart /TM/VEGA	0			0	
-----	-----	-----------------	-----	------------------	-----	----------------	-------------------	---	--	--	---	--

 Timekeeper  
M.Riehmers



 Race Director  
K.Meinhardt

Page 1/1

These results are provisional until the conclusion of any judicial and technical matters!

K-15652/26

Printed: 31.05.2026 / 09:07

## ADAC Kartrennen Cheb

KZ2 Cup

Cheb 1,202 Km

Warm Up Super Heat B

31.05.2026 09:00

Practice (6:00 Time) started at 9:00:00

Lap	Time of Day	Lap Tm	Diff	S1 Tm	S2 Tm	S3 Tm
<b>(498) Ondrej Duba</b>						
1	9:01:23.527	<b>1:10.952</b>	+19.994	25.236	21.872	23.844
2	9:02:22.299	<b>58.772</b>	+7.814	19.013	19.311	20.448
3	9:03:14.130	<b>51.831</b>	+0.873	15.925	16.939	18.967
4	9:04:05.502	<b>51.372</b>	+0.414	15.692	16.800	18.880
5	9:04:56.460	<b>50.958</b>		15.508	<b>16.711</b>	<b>18.739</b>
6	9:05:53.741	<b>57.281</b>	+6.323	<b>15.448</b>	16.762	25.071

<b>(413) Niko Bogнар</b>						
1	9:01:26.070	<b>1:12.353</b>	+21.375	25.490	22.266	24.597
2	9:02:28.839	<b>1:02.769</b>	+11.791	20.361	19.709	22.699
3	9:03:26.838	<b>57.999</b>	+7.021	18.120	19.505	20.374
4	9:04:20.240	<b>53.402</b>	+2.424	16.208	17.557	19.637
5	9:05:11.218	<b>50.978</b>		15.568	16.677	<b>18.733</b>
6	9:06:03.040	<b>51.822</b>	+0.844	<b>15.424</b>	<b>16.610</b>	19.788

<b>(474) Jason Duijvestijn</b>						
1	9:01:37.326	<b>1:13.863</b>	+22.858	27.481	21.533	24.849
2	9:02:37.871	<b>1:00.545</b>	+9.540	20.427	19.463	20.655
3	9:03:31.200	<b>53.329</b>	+2.324	16.889	17.323	19.117
4	9:04:23.218	<b>52.018</b>	+1.013	15.820	16.982	19.216
5	9:05:14.223	<b>51.005</b>		15.547	16.841	<b>18.617</b>
6	9:06:05.911	<b>51.688</b>	+0.683	<b>15.529</b>	<b>16.603</b>	19.556

<b>(495) Adrian Martinz</b>						
1	9:01:41.762	<b>1:21.264</b>	+30.210	32.489	23.974	24.801
2	9:02:43.227	<b>1:01.465</b>	+10.411	19.575	20.152	21.738
3	9:03:40.254	<b>57.027</b>	+5.973	17.888	18.203	20.936
4	9:04:34.510	<b>54.256</b>	+3.202	16.975	17.475	19.806
5	9:05:26.183	<b>51.673</b>	+0.619	16.116	16.842	<b>18.715</b>
6	9:06:17.237	<b>51.054</b>		<b>15.622</b>	<b>16.522</b>	18.910

<b>(466) Valentin Knoedel</b>						
1	9:01:36.855	<b>1:20.515</b>	+29.409	28.376	24.833	27.306
2	9:02:41.618	<b>1:04.763</b>	+13.657	21.432	20.097	23.234
3	9:03:39.393	<b>57.775</b>	+6.669	17.713	18.663	21.399
4	9:04:34.942	<b>55.549</b>	+4.443	17.280	17.907	20.362
5	9:05:26.792	<b>51.860</b>	+0.744	15.871	17.026	18.953
6	9:06:17.898	<b>51.106</b>		<b>15.496</b>	<b>16.750</b>	<b>18.860</b>

<b>(469) Julian Bub</b>						
1	9:01:26.838	<b>1:14.554</b>	+23.446	27.026	22.829	24.699
2	9:02:28.462	<b>1:02.624</b>	+11.516	19.941	19.979	22.704
3	9:03:29.047	<b>1:00.585</b>	+9.477	18.141	19.688	22.756
4	9:04:22.709	<b>53.662</b>	+2.554	16.290	17.750	19.622
5	9:05:13.817	<b>51.108</b>		15.510	16.792	<b>18.806</b>
6	9:06:05.161	<b>51.344</b>	+0.236	<b>15.422</b>	<b>16.666</b>	19.256

<b>(468) Rick Hartmann</b>						
1	9:01:37.115	<b>1:12.030</b>	+20.907	23.579	21.318	27.133
2	9:02:32.417	<b>55.302</b>	+4.179	18.206	17.397	19.699
3	9:03:27.153	<b>54.736</b>	+3.613	16.229	18.111	20.396
4	9:04:19.315	<b>52.162</b>	+1.039	16.109	17.115	18.938
5	9:05:10.438	<b>51.123</b>		15.653	<b>16.831</b>	<b>18.639</b>
6	9:06:02.294	<b>51.856</b>	+0.733	<b>15.545</b>	16.859	19.452

<b>(480) Milan van Winden</b>						
1	9:01:20.297	<b>1:08.389</b>	+17.242	24.035	21.048	23.306
2	9:02:13.910	<b>53.613</b>	+2.466	17.156	17.366	19.091
3	9:03:05.477	<b>51.567</b>	+0.420	15.768	16.938	18.861
4	9:03:56.631	<b>51.154</b>	+0.007	15.645	16.844	<b>18.665</b>
5	9:04:47.778	<b>51.147</b>		<b>15.539</b>	16.860	18.748
6	9:05:40.215	<b>52.437</b>	+1.290	15.697	<b>16.686</b>	20.054

<b>(434) Marcel Ernst</b>						
1	9:01:23.420	<b>1:13.173</b>	+21.974	26.304	22.823	24.046
2	9:02:25.739	<b>1:02.319</b>	+11.120	18.980	20.910	22.429
3	9:03:25.830	<b>1:00.091</b>	+8.892	18.715	19.214	22.162
4	9:04:18.258	<b>52.428</b>	+1.229	16.580	16.900	18.948
5	9:05:09.457	<b>51.199</b>		15.775	16.732	<b>18.692</b>
6	9:06:05.059	<b>55.602</b>	+4.403	<b>15.631</b>	<b>16.654</b>	23.317

<b>(409) Luis Esser</b>						
-------------------------	--	--	--	--	--	--

Lap	Time of Day	Lap Tm	Diff	S1 Tm	S2 Tm	S3 Tm
1	9:01:18.430	<b>1:09.564</b>	+18.290	25.221	21.797	22.546
2	9:02:12.935	<b>54.605</b>	+3.231	17.256	17.596	19.653
3	9:03:04.689	<b>51.754</b>	+0.480	15.991	16.775	18.988
4	9:03:55.963	<b>51.274</b>		15.705	16.718	<b>18.851</b>
5	9:04:47.284	<b>51.321</b>	+0.047	15.566	16.852	18.903
6	9:06:06.600	<b>1:19.316</b>	+28.042	<b>15.561</b>	<b>16.656</b>	47.099

<b>(484) Max Hezel</b>						
1	9:01:24.998	<b>1:13.217</b>	+21.921	25.846	22.490	24.881
2	9:02:26.004	<b>1:01.006</b>	+9.710	20.139	18.633	22.234
3	9:03:25.612	<b>59.608</b>	+8.312	18.128	19.307	22.173
4	9:04:18.936	<b>53.324</b>	+2.028	17.146	16.975	19.203
5	9:05:10.232	<b>51.296</b>		15.818	<b>16.817</b>	<b>18.661</b>
6	9:06:01.583	<b>51.351</b>	+0.055	<b>15.526</b>	16.958	18.867

<b>(443) Lukas Lehnert</b>						
1	9:01:23.639	<b>1:09.417</b>	+18.111	24.544	21.666	23.207
2	9:02:22.742	<b>59.103</b>	+7.797	19.097	19.482	20.524
3	9:03:15.288	<b>52.546</b>	+1.240	16.099	17.208	19.239
4	9:03:07.277	<b>51.989</b>	+0.683	15.898	16.943	19.148
5	9:04:58.583	<b>51.306</b>		15.681	<b>16.869</b>	<b>18.756</b>
6	9:05:51.342	<b>52.759</b>	+1.453	<b>15.664</b>	17.415	19.680

<b>(485) Oliver Staedtler</b>						
1	9:01:50.393	<b>1:31.534</b>	+39.679	37.011	26.626	27.897
2	9:02:58.480	<b>1:08.087</b>	+16.232	21.774	20.920	25.393
3	9:03:54.761	<b>56.281</b>	+4.426	18.432	17.887	19.962
4	9:04:46.616	<b>51.855</b>		15.968	16.835	<b>19.052</b>
5	9:05:42.411	<b>55.795</b>	+3.940	<b>15.449</b>	<b>16.498</b>	23.848

<b>(437) Lucie Zimmelova</b>						
1	9:01:37.437	<b>1:20.423</b>	+28.212	28.138	25.013	27.272
2	9:02:42.003	<b>1:04.566</b>	+12.355	21.525	19.859	23.182
3	9:03:40.623	<b>58.620</b>	+6.409	18.173	18.931	21.516
4	9:04:36.018	<b>55.395</b>	+3.184	17.369	17.725	20.301
5	9:05:29.210	<b>53.192</b>	+0.981	16.200	16.884	20.108
6	9:06:21.421	<b>52.211</b>		<b>15.753</b>	<b>16.786</b>	<b>19.672</b>

<b>(411) Mark Zvarich</b>						
1	9:01:46.204	<b>1:25.808</b>	+33.485	35.042	25.143	25.623
2	9:02:48.294	<b>1:03.090</b>	+10.767	19.871	19.990	23.229
3	9:03:48.836	<b>1:00.542</b>	+8.219	19.868	19.138	21.536
4	9:04:47.775	<b>58.939</b>	+6.616	17.661	19.218	22.060
5	9:05:43.654	<b>55.879</b>	+3.556	17.143	16.945	21.791
6	9:06:35.977	<b>52.323</b>		<b>15.831</b>	<b>16.719</b>	<b>19.773</b>

<b>(451) Tomas Kuzela</b>						
1	9:01:37.103	<b>1:19.588</b>	+27.235	28.035	24.134	27.419
2	9:02:41.772	<b>1:04.669</b>	+12.316	21.511	19.918	23.240
3	9:03:40.244	<b>58.472</b>	+6.119	18.206	18.885	21.381
4	9:04:35.772	<b>55.528</b>	+3.175	17.580	17.728	20.220
5	9:05:31.333	<b>55.561</b>	+3.208	16.032	16.725	22.804
6	9:06:23.686	<b>52.353</b>		<b>15.573</b>	<b>16.671</b>	<b>20.109</b>

<b>(499) Karl Leesma</b>						
1	9:01:50.909	<b>1:30.928</b>	+38.454	36.483	27.071	27.374
2	9:02:59.263	<b>1:08.354</b>	+15.880	22.017	20.893	25.444
3	9:03:59.537	<b>1:00.274</b>	+7.800	18.884	18.266	23.124
4	9:04:55.569	<b>56.032</b>	+3.558	17.391	18.028	20.613
5	9:05:52.061	<b>56.492</b>	+4.018	19.508	17.341	19.643
6	9:06:44.535	<b>52.474</b>		<b>15.960</b>	<b>16.936</b>	<b>19.578</b>

<b>(414) Eric Wess</b>						
1	9:01:36.673	<b>1:21.147</b>	+27.840	28.473	25.177	27.497
2	9:02:41.427	<b>1:04.754</b>	+11.447	20.814	20.657	23.283
3	9:03:40.112	<b>58.685</b>	+5.378	18.300	18.987	21.398
4	9:04:36.013	<b>55.901</b>	+2.594	17.325	17.847	20.729
5	9:05:29.978	<b>53.965</b>	+0.658	16.549	<b>16.927</b>	20.489
6	9:06:23.285	<b>53.307</b>		<b>16.036</b>	17.428	<b>19.843</b>

<b>(406) Manuel Kastl</b>						
1	9:01:20.801	<b>1:11.422</b>	+17.107	24.458	22.479	24.485
2	9:02:24.748	<b>1:03.947</b>	+9.632	19.812	20.720	23.415
3	9:03:25.360	<b>1:00.612</b>	+6.297</			

# ADAC Kartrennen Cheb

KZ2 Cup Cheb 1,202 Km

Warm Up Super Heat B 31.05.2026 09:00

Practice (6:00 Time) started at 9:00:00

Lap	Time of Day	Lap Tm	Diff	S1 Tm	S2 Tm	S3 Tm	Lap	Time of Day	Lap Tm	Diff	S1 Tm	S2 Tm	S3 Tm
4	9:04:24.715	<b>59.355</b>	+5.040	18.609	18.921	21.825							
5	9:05:22.680	<b>57.965</b>	+3.650	17.845	19.110	21.010							
6	9:06:16.995	<b>54.315</b>		<b>16.825</b>	<b>17.352</b>	<b>20.138</b>							
<hr/>													
[432] Kevin Lantinga													
1	9:01:46.445	<b>1:24.028</b>	+29.545	32.723	25.051	26.254							
2	9:02:53.296	<b>1:06.851</b>	+12.368	20.944	22.860	23.047							
3	9:03:50.339	<b>57.043</b>	+2.560	18.578	17.756	20.709							
4	9:04:46.875	<b>56.536</b>	+2.053	16.935	19.880	<b>19.721</b>							
5	9:05:49.750	<b>1:02.875</b>	+8.392	<b>15.627</b>	<b>16.636</b>	30.612							
6	9:06:44.233	<b>54.483</b>		16.529	16.912	21.042							
<hr/>													
[462] Matej Kacovsky													
1	9:01:42.271	<b>1:17.953</b>	+23.363	29.681	23.691	24.581							
2	9:02:43.588	<b>1:01.317</b>	+6.727	19.438	20.312	21.567							
3	9:03:40.434	<b>56.846</b>	+2.256	17.968	18.253	20.625							
4	9:04:35.024	<b>54.590</b>		17.157	17.789	<b>19.644</b>							
5	9:05:32.242	<b>57.218</b>	+2.628	<b>15.987</b>	<b>16.937</b>	24.294							
<hr/>													
[444] Kevin Wagner													
1	9:01:49.671	<b>1:28.530</b>	+33.428	32.578	27.118	28.834							
2	9:02:54.844	<b>1:05.173</b>	+10.071	20.824	20.699	23.650							
3	9:03:54.632	<b>59.788</b>	+4.686	18.498	19.394	21.896							
4	9:04:54.957	<b>1:00.325</b>	+5.223	18.682	18.593	23.050							
5	9:05:54.432	<b>59.475</b>	+4.373	18.739	19.152	21.584							
6	9:06:49.534	<b>55.102</b>		<b>16.769</b>	<b>17.559</b>	<b>20.774</b>							

# ADAC Kartrennen Cheb

# KZ2 Cup / Super Heat A

Track: Cheb - 1.202 km

Race Started: 10:35:58

Best Lap by: 433 - Pavel Vimmer - 49.838

Rank	#	Driver	Nat	Sponsor Competitor	Nat	Driver-License Com-Licence	Equipment	laps	T. Time Diff	Best Lap	Penalty	Points
1	0	433 Pavel Vimmer	CZE	TB Racing Team	DEU	26AS0709 38262	KR /TM/VEGA	16	13:27.957	49.838		90
2	2	454 Martin Antos	CZE	SPIRIT RACING s.r.o.	CZE	26AS0350 26AT00681	Birelart /TM/VEGA	16	13:31.996 4.039	50.030		80
3	5	412 Iliyan Yankov	BGR	Formula K SRP Factory Team	DEU	BG-26/E-INT 009 48701	IPK /TM/VEGA	16	13:32.581 4.624	50.058		72
4	3	423 Oskar Steinbach	DEU	Kartshop Ampfing	DEU	10217 66030	Birelart /TM/VEGA	16	13:34.371 6.414	50.200		66
5	-3	442 Ondrej Píkl	CZE	KartingPlanet s.r.o	CZE	26AS0435 26AT02781	Sodi /TM/VEGA	16	13:36.169 8.212	50.295		60
6	-1	416 Jayden Gushiken	DEU	Formula K SRP Factory Team	DEU	48497 48701	IPK /TM /VEGA	16	13:37.330 9.373	50.158		54
7	2	420 Quinten van Leeuwen	NLD	MP Kart racing	NLD	48150 13058022	Henza Kart /TM/VEGA	16	13:42.065 14.108	50.294	+ 5 sec	50
8	2	458 Radek Vavra	CZE	TB Racing Team	DEU	26AS0260 38262	Sodi /TM /VEGA	16	13:42.782 14.825	50.137	+ 5 sec	46
9	7	481 Jannik R Emmert	DEU	VDB Kart Racing	DEU	19994 66002	Birelart /TM/VEGA	16	13:43.597 15.640	50.634		42
10	7	425 Sascha Dreher	DEU	Mach1 Motorsport	DEU	41859 66429	Mach1 /TM/VEGA	16	13:43.628 15.671	50.246		38
11	1	422 Carl Luthardt	DEU	Kartshop Ampfing	DEU	37029 66030	Birelart /TM/VEGA	16	13:43.833 15.876	50.303		34
12	3	436 Vaclav Prochazka	CZE	TEAM OKKART	CZE	26AS0252 26AT02581	Sodi /TM/VEGA	16	13:44.308 16.351	50.129		32
13	5	410 Christoffer Sachse	DNK	MP Kart racing	NLD	72890 13058022	Henza Kart /TM/VEGA	16	13:51.874 23.917	51.008		30
14	6	470 Maximilian Preradovic	DEU	Solgat Motorsport	DEU	52050 66799	Birelart /TM/VEGA	16	13:52.864 24.907	50.937		28
15	4	450 Barry Gregory	FRA	Formula K SRP Factory Team	DEU	114024 48701	IPK /TM /VEGA	16	13:53.198 25.241	51.022		26
16	5	491 Kevin Rosenbaeck	SWE	Kevin Rosenbaeck	SWE	95612 95612	Intrepid /TM/VEGA	16	13:57.991 30.034	50.998	+ 5 sec	24
17	-6	447 Matyas Pursl	CZE	IPK VMS Racing	CZE	26AS0309 26AT00171	Birel Art /TM/VEGA	16	13:58.005 30.048	50.967	+ 5 sec	22
18	4	452 Erik Mueller	DEU	Mach1 Motorsport	DEU	17884 66429	Mach1 /TM/VEGA	16	14:00.761 32.804	51.007	+ 10 sec	20
19	-6	477 Derk van Silfhout	NLD	Derk van Silfhout	NLD	44638 44638	Birelart /TM/VEGA	9	7:48.029 7 Laps	50.751		18
20	-14	407 Emanuel Mai	DEU	Solgat Motorsport	DEU	16484 66799	Birelart /TM/VEGA	0	0.646 16 Laps			17
21	-18	464 Marc Gerstenkorn	CHE	Mach1 Motorsport	DEU	375 66429	Mach1 /TM/VEGA	0	5.342 16 Laps		+ 5 sec	16

### Not classified

DNS	424	Noah Kaltenbach	DEU	Solgat Motorsport	DEU	41550 66799	Birelart /TM/VEGA	0	DNS			15
DSQ	417	Khaili Sodah	LTU	Mach1 Motorsport	DEU	2026-ITE/25 66429	Mach1 /TM/VEGA	16	DSQ	51.646		11

### Announcements

#420 +5 sec. time penalty (causing a collision)

#452 +5 sec. time penalty (pushing)

#447,452,458,464,491 time penalty 5 sec. (front fairing)

#417 disqualification (technical matters)

 Timekeeper  
M.Riehmers



 Race Director  
K.Meinhardt

Page 1/1

These results are provisional until the conclusion of any judicial and technical matters!

K-15652/26

Printed: 31.05.2026 / 12:06

# ADAC Kartrennen Cheb

## KZ2 Cup

Cheb 1,202 Km

## Super Heat A

31.05.2026 10:30

Race (16 Laps) started at 10:35:58

Lap	Time of Day	Lap Tm	Diff	S1 Tm	S2 Tm	S3 Tm	Lap	Time of Day	Lap Tm	Diff	S1 Tm	S2 Tm	S3 Tm
<b>(433) Pavel Vimmer</b>							1	10:36:53.288	<b>53.991</b>	+4.153	17.434	17.344	19.213
1	10:36:53.288	<b>53.991</b>	+4.153	17.434	17.344	19.213	2	10:37:44.025	<b>51.697</b>	+1.859	15.873	16.907	18.917
2	10:37:44.025	<b>51.697</b>	+1.859	15.873	16.907	18.917	3	10:38:35.088	<b>51.063</b>	+1.225	15.567	16.780	18.716
3	10:38:35.088	<b>51.063</b>	+1.225	15.567	16.780	18.716	4	10:39:25.784	<b>50.696</b>	+0.858	15.410	16.674	18.612
4	10:39:25.784	<b>50.696</b>	+0.858	15.410	16.674	18.612	5	10:40:16.190	<b>50.406</b>	+0.568	15.305	16.548	18.553
5	10:40:16.190	<b>50.406</b>	+0.568	15.305	16.548	18.553	6	10:41:06.391	<b>50.201</b>	+0.363	15.293	16.462	18.446
6	10:41:06.391	<b>50.201</b>	+0.363	15.293	16.462	18.446	7	10:41:56.512	<b>50.121</b>	+0.283	15.218	16.455	18.448
7	10:41:56.512	<b>50.121</b>	+0.283	15.218	16.455	18.448	8	10:42:46.529	<b>50.017</b>	+0.179	15.165	16.393	18.459
8	10:42:46.529	<b>50.017</b>	+0.179	15.165	16.393	18.459	9	10:43:36.476	<b>49.947</b>	+0.109	15.194	16.403	<b>18.350</b>
9	10:43:36.476	<b>49.947</b>	+0.109	15.194	16.403	<b>18.350</b>	10	10:44:26.495	<b>50.019</b>	+0.181	15.159	16.431	18.429
10	10:44:26.495	<b>50.019</b>	+0.181	15.159	16.431	18.429	11	10:45:16.452	<b>49.957</b>	+0.119	15.229	16.334	18.394
11	10:45:16.452	<b>49.957</b>	+0.119	15.229	16.334	18.394	12	10:46:06.352	<b>49.900</b>	+0.062	15.192	<b>16.382</b>	18.376
12	10:46:06.352	<b>49.900</b>	+0.062	15.192	<b>16.382</b>	18.376	13	10:46:56.190	<b>49.838</b>		<b>15.119</b>	16.362	18.357
13	10:46:56.190	<b>49.838</b>		<b>15.119</b>	16.362	18.357	14	10:47:46.052	<b>49.862</b>	+0.024	15.134	16.362	18.366
14	10:47:46.052	<b>49.862</b>	+0.024	15.134	16.362	18.366	15	10:48:36.083	<b>50.031</b>	+0.193	15.182	16.341	18.508
15	10:48:36.083	<b>50.031</b>	+0.193	15.182	16.341	18.508	16	10:49:26.294	<b>50.211</b>	+0.373	15.166	16.398	18.647
16	10:49:26.294	<b>50.211</b>	+0.373	15.166	16.398	18.647	<b>(416) Jayden Gushiken</b>						
							1	10:36:55.943	<b>56.576</b>	+6.417	18.451	17.877	20.247
							2	10:37:48.255	<b>52.312</b>	+2.154	16.101	17.164	19.047
							3	10:38:39.661	<b>51.406</b>	+1.248	15.656	16.824	18.926
							4	10:39:30.613	<b>50.952</b>	+0.794	15.594	16.675	18.683
							5	10:40:21.374	<b>50.761</b>	+0.603	15.479	16.567	18.715
							6	10:41:11.938	<b>50.564</b>	+0.406	15.437	16.550	18.577
							7	10:42:02.319	<b>50.381</b>	+0.223	<b>15.243</b>	16.514	18.624
							8	10:42:52.745	<b>50.426</b>	+0.268	15.303	16.526	18.597
							9	10:43:43.203	<b>50.458</b>	+0.300	15.444	16.474	18.540
							10	10:44:33.361	<b>50.158</b>		15.288	<b>16.378</b>	18.492
							11	10:45:23.645	<b>50.284</b>	+0.126	15.333	16.452	18.499
							12	10:46:13.929	<b>50.284</b>	+0.126	15.325	16.470	18.489
							13	10:47:04.546	<b>50.617</b>	+0.459	15.463	16.743	<b>18.411</b>
							14	10:47:54.986	<b>50.440</b>	+0.282	15.253	16.537	18.650
							15	10:48:45.202	<b>50.216</b>	+0.058	15.344	16.391	18.481
							16	10:49:35.667	<b>50.465</b>	+0.307	15.332	16.524	18.609
							<b>(420) Quinten van Leeuwen</b>						
							1	10:36:55.628	<b>56.074</b>	+5.780	17.934	17.620	20.520
							2	10:37:47.445	<b>51.817</b>	+1.523	15.815	17.082	18.920
							3	10:38:38.630	<b>51.185</b>	+0.891	15.590	16.818	18.777
							4	10:39:29.667	<b>51.037</b>	+0.743	15.582	16.859	18.596
							5	10:40:20.367	<b>50.700</b>	+0.406	15.419	16.716	18.565
							6	10:41:10.869	<b>50.502</b>	+0.208	15.367	16.597	18.538
							7	10:42:01.544	<b>50.675</b>	+0.381	15.420	16.678	18.577
							8	10:42:52.029	<b>50.485</b>	+0.191	15.372	16.592	18.521
							9	10:43:42.479	<b>50.450</b>	+0.156	15.353	16.597	18.500
							10	10:44:32.904	<b>50.425</b>	+0.131	15.327	16.542	18.556
							11	10:45:23.368	<b>50.464</b>	+0.170	15.370	16.526	18.568
							12	10:46:13.797	<b>50.429</b>	+0.135	15.370	16.534	18.525
							13	10:47:04.228	<b>50.431</b>	+0.137	15.434	16.533	<b>18.464</b>
							14	10:47:54.689	<b>50.461</b>	+0.167	<b>15.295</b>	16.662	18.504
							15	10:48:44.983	<b>50.294</b>		15.344	<b>16.474</b>	18.476
							16	10:49:35.402	<b>50.419</b>	+0.125	15.350	16.574	18.495
							<b>(458) Radek Vavra</b>						
							1	10:36:56.034	<b>56.265</b>	+6.128	18.330	18.070	19.865
							2	10:37:48.682	<b>52.648</b>	+2.511	16.151	17.559	18.938
							3	10:38:40.055	<b>51.373</b>	+1.236	15.608	16.930	18.835
							4	10:39:30.933	<b>50.878</b>	+0.741	15.452	16.798	18.628
							5	10:40:21.672	<b>50.739</b>	+0.602	15.387	16.659	18.693
							6	10:41:12.179	<b>50.507</b>	+0.370	15.386	16.580	18.541
							7	10:42:02.573	<b>50.394</b>	+0.257	15.343	16.554	18.497
							8	10:42:53.020	<b>50.447</b>	+0.310	15.330	16.612	18.505
							9	10:43:43.562	<b>50.542</b>	+0.405	15.381	16.605	18.556
							10	10:44:34.049	<b>50.487</b>	+0.350	15.331	16.576	18.580
							11	10:45:24.446	<b>50.397</b>	+0.260	15.372	16.518	18.507
							12	10:46:14.840	<b>50.394</b>	+0.257	15.310	16.580	18.504
							13	10:47:04.977	<b>50.137</b>		15.282	16.522	<b>18.338</b>
							14	10:47:55.389	<b>50.412</b>	+0.275	<b>15.191</b>	<b>16.489</b>	18.732
							15	10:48:45.797	<b>50.408</b>	+0.271	15.243	16.670	18.495
							16	10:49:36.119	<b>50.322</b>	+0.185	15.255	16.552	18.515
							<b>(481) Jannik Remmert</b>						
							1	10:36:56.113	<b>56.876</b>	+5.241	17.712	18.308	19.855
							2	10:37:48.958	<b>52.845</b>	+2.211	16.188	17.665	18.992
							<b>(442) Ondrej Píkl</b>						
							1	10:36:54.943	<b>55.534</b>	+5.334	17.926	17.913	19.695
							2	10:37:46.357	<b>51.414</b>	+1.214	15.785	16.866	18.763
							3	10:38:37.069	<b>50.712</b>	+0.512	15.394	16.672	18.646
							4	10:39:28.591	<b>51.522</b>	+1.322	15.678	17.017	18.827
							5	10:40:18.944	<b>50.363</b>	+0.153	15.348	16.496	18.509
							6	10:41:09.424	<b>50.480</b>	+0.280	15.332	16.503	18.645
							7	10:41:59.769	<b>50.345</b>	+0.145	15.291	16.503	18.551
							8	10:42:50.039	<b>50.270</b>	+0.070	<b>15.251</b>	16.444	18.575
							9	10:43:40.608	<b>50.569</b>	+0.369	15.441	16.578	18.550
							10	10:44:30.924	<b>50.316</b>	+0.116	15.294	16.523	18.499
							11	10:45:21.255	<b>50.331</b>	+0.131	15.351	16.466	18.514
							12	10:46:11.559	<b>50.304</b>	+0.104	15.269	16.440	18.595
							13	10:47:01.759	<b>50.200</b>		15.274	<b>16.436</b>	<b>18.490</b>
							14	10:47:52.065	<b>50.306</b>	+0.106	15.299	16.457	18.550
							15	10:48:42.299	<b>50.234</b>	+0.034	15.275	16.462	18.497
							16	10:49:32.708	<b>50.409</b>	+0.209	15.318	16.515	18.576



ADAC Kartrennen Cheb

KZ2 Cup

Cheb 1,202 Km

Super Heat A

31.05.2026 10:30

Race (16 Laps) started at 10:35:58

Lap	Time of Day	Lap Tm	Diff	S1 Tm	S2 Tm	S3 Tm	Lap	Time of Day	Lap Tm	Diff	S1 Tm	S2 Tm	S3 Tm
3	10:38:40.248	51.290	+0.656	15.520	17.001	18.769	5	10:40:23.821	51.008		15.530	16.774	18.704
4	10:39:31.177	50.929	+0.295	15.480	16.752	18.697	6	10:41:14.984	51.163	+0.155	15.585	16.758	18.820
5	10:40:22.006	50.829	+0.195	15.424	16.755	18.650	7	10:42:06.083	51.099	+0.091	15.534	16.790	18.775
6	10:41:12.640	50.634		15.438	16.613	18.583	8	10:42:57.812	51.729	+0.721	15.750	17.077	18.902
7	10:42:03.546	50.906	+0.272	15.484	16.756	18.666	9	10:43:48.966	51.154	+0.146	15.554	16.669	18.931
8	10:42:54.516	50.970	+0.336	15.545	16.688	18.737	10	10:44:40.180	51.214	+0.206	15.593	16.772	18.849
9	10:43:45.455	50.939	+0.305	15.567	16.722	18.650	11	10:45:31.486	51.306	+0.298	15.686	16.779	18.841
10	10:44:36.304	50.849	+0.215	15.503	16.672	18.674	12	10:46:22.831	51.345	+0.337	15.807	16.760	18.778
11	10:45:27.112	50.808	+0.174	15.500	16.662	18.646	13	10:47:14.508	51.677	+0.669	15.927	16.866	18.884
12	10:46:18.061	50.949	+0.315	15.486	16.752	18.711	14	10:48:06.815	52.307	+1.299	16.286	17.001	19.020
13	10:47:09.201	51.140	+0.506	15.429	16.665	19.046	15	10:48:58.402	51.587	+0.579	15.631	17.046	18.910
14	10:48:00.005	50.804	+0.170	15.438	16.632	18.734	16	10:49:50.211	51.809	+0.801	15.830	16.899	19.080
15	10:48:50.815	50.810	+0.176	15.491	16.600	18.719							
16	10:49:41.934	51.119	+0.485	15.452	16.624	19.043							
<b>(425) Sascha Dreher</b>							<b>(470) Maximilian Preradovic</b>						
1	10:36:57.491	56.711	+6.466	18.395	18.144	20.172	1	10:36:58.407	56.698	+5.761	18.109	18.111	20.478
2	10:37:50.438	52.947	+2.701	16.323	17.227	19.397	2	10:37:51.232	52.825	+1.888	16.161	17.400	19.264
3	10:38:42.026	51.588	+1.342	15.864	16.898	18.826	3	10:38:43.546	52.314	+1.377	16.052	17.157	19.105
4	10:39:33.171	51.145	+0.899	15.636	16.774	18.735	4	10:39:34.831	51.285	+0.348	15.555	16.810	18.920
5	10:40:24.219	51.048	+0.802	15.634	16.822	18.592	5	10:40:26.137	51.306	+0.369	15.518	16.891	18.897
6	10:41:15.306	51.087	+0.841	15.514	16.778	18.795	6	10:41:17.094	50.957	+0.020	15.429	16.677	18.851
7	10:42:06.398	51.092	+0.846	15.627	16.844	18.621	7	10:42:08.258	51.164	+0.227	15.442	16.780	18.942
8	10:42:57.417	51.019	+0.773	15.561	16.752	18.706	8	10:42:59.349	51.091	+0.154	15.427	16.784	18.880
9	10:43:48.615	51.198	+0.952	15.368	16.569	19.261	9	10:43:50.411	51.062	+0.125	15.496	16.679	18.877
10	10:44:39.210	50.595	+0.349	15.456	16.563	18.576	10	10:44:41.661	51.250	+0.313	15.499	16.817	18.934
11	10:45:29.456	50.246		15.246	16.500	18.500	11	10:45:32.743	51.082	+0.145	15.470	16.820	18.792
12	10:46:19.714	50.258	+0.012	15.168	16.525	18.565	12	10:46:24.337	51.594	+0.657	15.909	16.906	18.779
13	10:47:10.048	50.334	+0.088	15.309	16.432	18.593	13	10:47:15.274	50.937		15.361	16.691	18.885
14	10:48:00.391	50.343	+0.097	15.250	16.438	18.655	14	10:48:07.590	52.316	+1.379	16.160	17.272	18.884
15	10:48:51.082	50.691	+0.445	15.435	16.688	18.568	15	10:48:58.834	51.244	+0.307	15.580	16.686	18.978
16	10:49:41.965	50.883	+0.637	15.351	16.571	18.961	16	10:49:51.201	52.367	+1.430	15.798	16.747	19.822
<b>(422) Carl Luthardt</b>							<b>(450) Barry Gregory</b>						
1	10:36:56.860	56.856	+6.553	18.246	18.326	20.284	1	10:36:58.181	56.555	+5.533	18.365	18.056	20.134
2	10:37:49.572	52.712	+2.409	15.853	17.443	19.416	2	10:37:51.030	52.849	+1.827	16.202	17.429	19.218
3	10:38:40.932	51.360	+1.057	15.726	16.744	18.890	3	10:38:43.142	52.112	+1.090	16.176	17.042	18.894
4	10:39:32.104	51.172	+0.869	15.622	16.727	18.823	4	10:39:34.410	51.268	+0.246	15.594	16.781	18.893
5	10:40:22.679	50.575	+0.272	15.326	16.641	18.608	5	10:40:25.617	51.207	+0.185	15.549	16.780	18.878
6	10:41:14.355	51.676	+1.373	15.509	17.544	18.623	6	10:41:16.639	51.022		15.508	16.693	18.821
7	10:42:04.973	50.618	+0.315	15.295	16.536	18.787	7	10:42:07.804	51.165	+0.143	15.486	16.803	18.876
8	10:42:55.917	50.944	+0.641	15.450	16.721	18.773	8	10:42:59.025	51.221	+0.199	15.547	16.897	18.777
9	10:43:46.666	50.749	+0.446	15.414	16.631	18.704	9	10:43:50.056	51.031	+0.009	15.538	16.683	18.810
10	10:44:38.107	51.441	+1.138	15.857	16.481	19.103	10	10:44:41.239	51.183	+0.161	15.714	16.626	18.843
11	10:45:28.744	50.637	+0.334	15.354	16.679	18.604	11	10:45:32.462	51.223	+0.201	15.663	16.719	18.841
12	10:46:19.202	50.458	+0.155	15.280	16.589	18.589	12	10:46:24.738	52.276	+1.254	16.006	17.202	19.068
13	10:47:09.505	50.303		15.270	16.552	18.481	13	10:47:15.886	51.148	+0.126	15.557	16.700	18.891
14	10:48:00.186	50.681	+0.378	15.307	16.699	18.675	14	10:48:08.167	52.281	+1.259	15.907	17.331	19.043
15	10:48:51.359	51.173	+0.870	15.459	17.037	18.677	15	10:48:59.359	51.192	+0.170	15.492	16.678	19.022
16	10:49:42.170	50.811	+0.508	15.399	16.666	18.746	16	10:49:51.535	52.176	+1.154	15.912	17.045	19.219
<b>(436) Vaclav Prochazka</b>							<b>(491) Kevin Rosenbaeck</b>						
1	10:36:57.036	56.458	+6.329	18.400	18.004	20.054	1	10:36:57.935	56.618	+5.620	18.328	17.975	20.315
2	10:37:49.819	52.783	+2.654	16.116	17.199	19.468	2	10:37:50.843	52.908	+1.910	16.280	17.368	19.260
3	10:38:41.186	51.367	+1.238	15.773	16.960	18.634	3	10:38:42.694	51.851	+0.853	15.978	16.993	18.880
4	10:39:32.538	51.352	+1.223	15.573	16.673	19.106	4	10:39:33.929	51.235	+0.237	15.666	16.704	18.865
5	10:40:22.980	50.442	+0.313	15.281	16.580	18.581	5	10:40:24.948	51.019	+0.021	15.585	16.709	18.725
6	10:41:14.539	51.569	+1.430	15.356	17.702	18.501	6	10:41:15.946	50.998		15.514	16.714	18.770
7	10:42:05.092	50.553	+0.424	15.293	16.590	18.670	7	10:42:07.446	51.500	+0.502	15.558	16.749	19.193
8	10:42:56.032	50.940	+0.811	15.469	16.721	18.750	8	10:42:58.699	51.253	+0.255	15.657	16.794	18.902
9	10:43:47.005	50.973	+0.844	15.549	16.865	18.559	9	10:43:49.878	51.179	+0.181	15.559	16.749	18.871
10	10:44:37.850	50.845	+0.716	15.660	16.475	18.710	10	10:44:40.996	51.118	+0.120	15.605	16.634	18.879
11	10:45:28.107	50.257	+0.128	15.274	16.477	18.506	11	10:45:32.153	51.157	+0.159	15.655	16.728	18.774
12	10:46:18.236	50.129		15.137	16.438	18.554	12	10:46:23.484	51.331	+0.333	15.631	16.922	18.778
13	10:47:08.930	50.694	+0.565	15.376	16.660	18.658	13	10:47:14.977	51.493	+0.495	15.728	16.950	18.815
14	10:48:01.347	52.417	+2.288	15.238	16.927	20.252	14	10:48:07.804	52.827	+1.829	16.581	17.372	18.874
15	10:48:51.724	50.377	+0.248	15.407	16.514	18.456	15	10:48:58.988	51.184	+0.186	15.615	16.677	18.892
16	10:49:42.645	50.921	+0.792	15.276	16.573	19.072	16	10:49:51.328	52.340	+1.342	15.991	16.651	19.698
<b>(410) Christoffer Sachse</b>							<b>(447) Matyas Pursi</b>						
1	10:36:56.987	56.494	+5.486	18.269	17.985	20.240	1	10:36:57.376	56.867	+5.900	18.887	17.835	20.145
2	10:37:49.738	52.751	+1.743	16.386	17.165	19.200	2	10:37:50.357	52.981	+2.014	16.187	17.212	19.582
3	10:38:41.631	51.893	+0.885	15.749	17.236	18.908	3	10:38:41.883	51.526	+0.559	15.730	16.911	18.885
4	10:39:32.813	51.182	+0.174	15.684	16.741	18.757	4	10:39:33.070	51.187	+0.220	15.598	16.704	18.885
							5	10:40:24.092	51.022	+0.055	15.624	16.742	18.656
							6	10:41:15.148	51.056	+0.089	15.488	16.754	18.814

# ADAC Kartrennen Cheb

KZ2 Cup

Cheb 1,202 Km

Super Heat A

31.05.2026 10:30

Race (16 Laps) started at 10:35:58

Lap	Time of Day	Lap Tm	Diff	S1 Tm	S2 Tm	S3 Tm	Lap	Time of Day	Lap Tm	Diff	S1 Tm	S2 Tm	S3 Tm
7	10:42:07.128	<b>51.980</b>	+1.013	15.514	17.206	19.260							
8	10:42:58.095	<b>50.967</b>		15.524	16.759	18.684							
9	10:43:49.201	<b>51.106</b>	+0.139	15.609	16.731	18.766							
10	10:44:40.401	<b>51.200</b>	+0.233	15.513	16.808	18.879							
11	10:45:31.572	<b>51.171</b>	+0.204	15.660	16.762	18.749							
12	10:46:22.979	<b>51.407</b>	+0.440	15.913	16.746	18.748							
13	10:47:14.578	<b>51.599</b>	+0.632	15.878	16.936	18.785							
14	10:48:07.263	<b>52.685</b>	+1.718	16.381	17.112	19.192							
15	10:48:58.466	<b>51.203</b>	+0.236	15.555	16.793	18.855							
16	10:49:51.342	<b>52.876</b>	+1.909	16.372	17.151	19.353							

(452) Erik Mueller

1	10:36:57.585	<b>55.881</b>	+4.874	17.826	17.957	20.098							
2	10:37:50.561	<b>52.976</b>	+1.969	16.351	17.296	19.329							
3	10:38:42.288	<b>51.727</b>	+0.720	15.955	17.020	18.752							
4	10:39:33.467	<b>51.179</b>	+0.172	15.663	16.724	18.792							
5	10:40:24.559	<b>51.092</b>	+0.085	15.573	16.741	18.778							
6	10:41:15.747	<b>51.188</b>	+0.181	<b>15.478</b>	16.777	18.933							
7	10:42:07.306	<b>51.559</b>	+0.552	15.526	16.687	19.346							
8	10:42:58.358	<b>51.052</b>	+0.045	15.597	16.651	18.804							
9	10:43:49.552	<b>51.194</b>	+0.187	15.524	16.749	18.921							
10	10:44:40.624	<b>51.072</b>	+0.065	15.524	16.644	18.904							
11	10:45:31.713	<b>51.089</b>	+0.082	15.682	16.731	<b>18.676</b>							
12	10:46:23.208	<b>51.495</b>	+0.488	15.879	16.862	18.754							
13	10:47:14.831	<b>51.623</b>	+0.616	15.788	16.941	18.894							
14	10:48:07.049	<b>52.218</b>	+1.211	16.240	17.090	18.888							
15	10:48:58.091	<b>51.042</b>	+0.035	15.607	16.703	18.732							
16	10:49:49.098	<b>51.007</b>		15.534	<b>16.565</b>	18.908							

(477) Derk van Silfhout

1	10:36:56.195	<b>56.206</b>	+5.455	18.455	17.936	19.815							
2	10:37:49.289	<b>53.094</b>	+2.343	16.227	17.455	19.412							
3	10:38:40.748	<b>51.459</b>	+0.708	15.777	16.729	18.953							
4	10:39:31.645	<b>50.897</b>	+0.146	15.581	16.646	18.670							
5	10:40:22.443	<b>50.798</b>	+0.047	<b>15.458</b>	16.679	18.661							
6	10:41:13.689	<b>51.246</b>	+0.495	15.509	17.098	<b>18.639</b>							
7	10:42:04.593	<b>50.904</b>	+0.153	15.485	16.740	18.679							
8	10:42:55.615	<b>51.022</b>	+0.271	15.574	16.693	18.755							
9	10:43:46.366	<b>50.751</b>		15.491	<b>16.619</b>	18.641							

(417) Khalil Sodah

1	10:36:58.663	<b>56.572</b>	+4.926	18.674	17.775	20.123							
2	10:37:51.744	<b>53.081</b>	+1.435	16.274	17.358	19.449							
3	10:38:44.121	<b>52.377</b>	+0.731	16.021	17.136	19.220							
4	10:39:37.291	<b>53.170</b>	+1.524	16.834	17.151	19.185							
5	10:40:29.361	<b>52.070</b>	+0.424	15.965	16.955	19.150							
6	10:41:21.124	<b>51.763</b>	+0.117	15.853	16.833	19.077							
7	10:42:12.859	<b>51.735</b>	+0.089	15.873	16.828	19.034							
8	10:43:04.679	<b>51.820</b>	+0.174	15.850	16.875	19.095							
9	10:43:56.325	<b>51.646</b>		15.873	16.754	19.019							
10	10:44:48.474	<b>52.149</b>	+0.503	16.113	16.797	19.239							
11	10:45:40.186	<b>51.712</b>	+0.066	<b>15.729</b>	17.061	<b>18.922</b>							
12	10:46:32.107	<b>51.921</b>	+0.275	15.835	16.898	19.188							
13	10:47:24.151	<b>52.044</b>	+0.398	15.769	16.893	19.382							
14	10:48:16.154	<b>52.003</b>	+0.357	15.856	16.925	19.222							
15	10:49:08.005	<b>51.851</b>	+0.205	15.933	<b>16.747</b>	19.171							
16	10:49:59.816	<b>51.811</b>	+0.165	15.731	16.844	19.236							

# ADAC Kartrennen Cheb

KZ2 Cup

Cheb 1,202 Km

Super Heat B

31.05.2026 10:55

Race (16 Laps) started at 10:58:36

Lap	Time of Day	Lap Tm	Diff	S1 Tm	S2 Tm	S3 Tm	Lap	Time of Day	Lap Tm	Diff	S1 Tm	S2 Tm	S3 Tm
<b>(432) Kevin Lantinga</b>							1	10:59:42.191	<b>54.079</b>	+3.650	17.337	17.435	19.307
1	10:59:40.906	<b>53.308</b>	+3.112	16.828	17.257	19.223	2	11:00:34.027	<b>51.836</b>	+1.407	15.913	16.944	18.979
2	11:00:33.088	<b>52.182</b>	+1.986	15.880	17.172	19.130	3	11:01:25.654	<b>51.627</b>	+1.198	15.714	16.825	19.088
3	11:01:24.461	<b>51.373</b>	+1.177	15.674	16.822	18.877	4	11:02:17.336	<b>51.682</b>	+1.253	15.629	16.770	19.283
4	11:02:15.648	<b>51.187</b>	+0.991	15.540	16.811	18.836	5	11:03:08.699	<b>51.363</b>	+0.934	15.824	16.772	18.767
5	11:03:06.540	<b>50.892</b>	+0.696	15.480	16.659	18.753	6	11:03:59.472	<b>50.773</b>	+0.344	15.394	16.644	18.735
6	11:03:57.394	<b>50.854</b>	+0.658	15.372	16.685	18.797	7	11:04:50.382	<b>50.910</b>	+0.481	15.396	16.629	18.885
7	11:04:48.310	<b>50.916</b>	+0.720	15.364	16.807	18.745	8	11:05:41.199	<b>50.817</b>	+0.388	15.477	16.610	18.730
8	11:05:38.830	<b>50.520</b>	+0.324	15.330	16.505	18.685	9	11:06:31.979	<b>50.780</b>	+0.351	15.358	16.662	18.760
9	11:06:29.396	<b>50.566</b>	+0.370	15.274	16.654	18.638	10	11:07:22.746	<b>50.767</b>	+0.338	15.373	16.560	18.834
10	11:07:19.617	<b>50.221</b>	+0.025	15.264	16.489	<b>18.468</b>	11	11:08:14.568	<b>51.822</b>	+1.393	15.695	16.620	19.507
11	11:08:09.813	<b>50.196</b>		15.261	16.484	18.515	12	11:09:05.073	<b>50.505</b>	+0.076	15.337	16.471	18.697
12	11:09:00.065	<b>50.252</b>	+0.056	15.261	16.497	18.494	13	11:09:55.502	<b>50.429</b>		15.287	16.507	<b>18.635</b>
13	11:09:50.416	<b>50.351</b>	+0.155	15.224	16.579	18.548	14	11:10:45.949	<b>50.447</b>	+0.018	<b>15.222</b>	<b>16.448</b>	<b>18.777</b>
14	11:10:40.851	<b>50.435</b>	+0.239	15.353	16.495	18.587	15	11:11:36.387	<b>50.438</b>	+0.009	15.335	16.451	18.652
15	11:11:31.561	<b>50.710</b>	+0.514	15.323	<b>16.481</b>	18.906	16	11:12:27.062	<b>50.675</b>	+0.246	15.368	16.526	18.781
16	11:12:22.664	<b>51.103</b>	+0.907	15.525	16.610	18.968	<b>(451) Tomas Kuzela</b>						
							1	10:59:42.657	<b>54.168</b>	+3.587	17.474	17.431	19.253
							2	11:00:34.328	<b>51.671</b>	+1.100	15.700	16.959	19.012
							3	11:01:25.892	<b>51.564</b>	+0.993	15.539	16.838	19.187
							4	11:02:17.439	<b>51.547</b>	+0.976	15.554	16.813	19.180
							5	11:03:08.903	<b>51.464</b>	+0.893	15.888	16.920	18.656
							6	11:04:00.247	<b>51.344</b>	+0.773	15.422	16.812	19.110
							7	11:04:51.354	<b>51.107</b>	+0.536	15.486	16.945	18.676
							8	11:05:42.269	<b>50.915</b>	+0.344	15.534	16.795	<b>18.586</b>
							9	11:06:32.840	<b>50.571</b>		<b>15.285</b>	16.655	18.631
							10	11:07:23.420	<b>50.580</b>	+0.009	15.428	<b>16.562</b>	18.590
							11	11:08:14.820	<b>51.400</b>	+0.829	15.350	16.696	19.354
							12	11:09:05.466	<b>50.646</b>	+0.075	15.341	16.630	18.675
							13	11:09:56.321	<b>50.855</b>	+0.284	15.325	16.844	18.686
							14	11:10:47.076	<b>50.765</b>	+0.184	15.356	16.624	18.775
							15	11:11:37.776	<b>50.700</b>	+0.129	15.294	16.699	18.707
							16	11:12:28.405	<b>50.629</b>	+0.058	15.350	16.572	18.707
<b>(485) Oliver Staedtler</b>							<b>(414) Eric Wess</b>						
1	10:59:41.567	<b>54.028</b>	+4.027	17.483	17.298	19.247	1	10:59:46.281	<b>57.034</b>	+6.710	18.944	18.514	19.576
2	11:00:33.290	<b>51.723</b>	+1.722	15.846	16.974	18.903	2	11:00:37.880	<b>51.599</b>	+1.275	15.804	17.011	18.784
3	11:01:25.274	<b>51.984</b>	+1.983	15.706	16.808	19.470	3	11:01:29.123	<b>51.243</b>	+0.919	15.487	16.890	18.866
4	11:02:16.340	<b>51.066</b>	+1.065	15.613	16.832	18.621	4	11:02:20.106	<b>50.983</b>	+0.659	15.565	16.614	18.804
5	11:03:07.152	<b>50.812</b>	+0.811	15.517	16.630	18.665	5	11:03:11.462	<b>51.356</b>	+1.032	15.365	16.749	19.242
6	11:03:57.930	<b>50.778</b>	+0.777	15.529	16.585	18.664	6	11:04:02.483	<b>51.021</b>	+0.697	15.686	16.563	18.772
7	11:04:49.021	<b>51.091</b>	+1.090	15.546	16.999	18.546	7	11:04:53.478	<b>50.995</b>	+0.671	15.354	16.594	19.047
8	11:05:40.086	<b>51.065</b>	+1.064	15.338	16.574	19.153	8	11:05:43.802	<b>50.324</b>		15.354	16.486	<b>18.484</b>
9	11:06:30.195	<b>50.109</b>	+0.108	15.262	16.438	18.409	9	11:06:34.248	<b>50.446</b>	+0.122	15.370	16.517	18.559
10	11:07:20.196	<b>50.001</b>		15.296	<b>16.347</b>	<b>18.358</b>	10	11:07:24.673	<b>50.425</b>	+0.101	<b>15.306</b>	16.499	18.620
11	11:08:10.281	<b>50.085</b>	+0.084	15.241	16.365	18.479	11	11:08:15.493	<b>50.820</b>	+0.496	15.385	16.534	18.901
12	11:09:00.555	<b>50.274</b>	+0.273	15.330	16.425	18.519	12	11:09:06.265	<b>50.772</b>	+0.448	15.494	16.563	18.715
13	11:09:50.706	<b>50.151</b>	+0.150	<b>15.201</b>	16.379	18.571	13	11:09:56.793	<b>50.528</b>	+0.204	15.395	16.552	18.581
14	11:10:40.983	<b>50.277</b>	+0.276	15.324	16.415	18.538	14	11:10:47.749	<b>50.956</b>	+0.632	15.355	16.973	18.628
15	11:11:31.620	<b>50.637</b>	+0.636	15.382	16.397	18.858	15	11:11:38.687	<b>50.938</b>	+0.614	15.626	16.754	18.558
16	11:12:22.740	<b>51.120</b>	+1.119	15.682	16.524	18.914	16	11:12:29.066	<b>50.379</b>	+0.055	15.322	<b>16.470</b>	18.587
<b>(406) Manuel Kastl</b>							<b>(434) Marcel Ernst</b>						
1	10:59:41.847	<b>53.986</b>	+3.720	17.443	17.313	19.230	1	10:59:42.425	<b>54.098</b>	+3.471	17.348	17.373	19.377
2	11:00:33.546	<b>51.699</b>	+1.433	15.909	16.917	18.873	2	11:00:34.691	<b>52.266</b>	+1.639	16.220	16.970	19.076
3	11:01:25.147	<b>51.601</b>	+1.335	15.683	16.731	19.187	3	11:01:26.243	<b>51.552</b>	+0.925	15.767	16.826	18.959
4	11:02:16.175	<b>51.028</b>	+0.762	15.587	16.777	18.664	4	11:02:18.061	<b>51.818</b>	+1.191	15.827	16.782	19.209
5	11:03:07.062	<b>50.887</b>	+0.621	15.529	16.612	18.746	5	11:03:10.795	<b>52.734</b>	+2.107	15.633	17.413	19.688
6	11:03:57.813	<b>50.751</b>	+0.485	15.499	16.578	18.674	6	11:04:02.070	<b>51.275</b>	+0.648	15.656	16.723	18.896
7	11:04:48.696	<b>50.883</b>	+0.617	15.539	16.616	18.728	7	11:04:53.823	<b>51.763</b>	+1.126	15.493	16.728	19.532
8	11:05:40.253	<b>51.557</b>	+1.291	15.527	16.573	19.457	8	11:05:44.865	<b>51.042</b>	+0.415	15.573	16.697	18.772
9	11:06:30.855	<b>50.602</b>	+0.336	15.478	16.514	18.610	9	11:06:35.633	<b>50.768</b>	+0.141	15.526	16.558	18.684
10	11:07:21.264	<b>50.409</b>	+0.143	15.388	16.454	18.567	10	11:07:26.260	<b>50.627</b>		<b>15.389</b>	16.566	18.672
11	11:08:11.683	<b>50.419</b>	+0.153	15.391	16.478	18.550	11	11:08:17.140	<b>50.880</b>	+0.253	15.578	16.581	18.721
12	11:09:02.207	<b>50.524</b>	+0.258	15.388	16.599	18.537	12	11:09:08.247	<b>51.107</b>	+0.480	15.546	16.567	18.994
13	11:09:52.496	<b>50.289</b>	+0.023	<b>15.347</b>	<b>16.400</b>	18.542	13	11:09:59.347	<b>51.100</b>	+0.473	15.758	16.600	18.742
14	11:10:42.762	<b>50.266</b>		15.396	16.421	18.449	14	11:10:50.055	<b>50.708</b>	+0.081	15.484	16.603	<b>18.621</b>
15	11:11:33.029	<b>50.267</b>	+0.001	15.427	16.439	<b>18.401</b>	15	11:11:40.868	<b>50.813</b>	+0.186	15.487	16.569	18.757
16	11:12:23.609	<b>50.580</b>	+0.314	15.573	16.410	18.597	16	11:12:31.696	<b>50.828</b>	+0.201	15.564	<b>16.521</b>	18.743
<b>(413) Niko Bogнар</b>							<b>(409) Luis Esser</b>						
1	10:59:43.096	<b>54.230</b>	+3.943	17.828	17.493	18.909	1	10:59:46.988	<b>57.106</b>	+6.663	18.803	18.586	19.716
2	11:00:35.198	<b>52.102</b>	+1.815	15.897	17.100	19.105	2	11:00:39.109	<b>52.121</b>	+1.679	15.800	17.019	19.302
3	11:01:26.311	<b>51.113</b>	+0.826	15.534	16.698	18.881	<b>(444) Kevin Wagner</b>						
4	11:02:17.779	<b>51.468</b>	+1.181	16.090	16.567	18.811							
5	11:03:09.078	<b>51.299</b>	+1.012	15.657	16.960	18.682							
6	11:04:00.066	<b>50.988</b>	+0.701	15.456	16.684	18.848							
7	11:04:51.173	<b>51.107</b>	+0.820	15.463	16.993	18.651							
8	11:05:41.800	<b>50.627</b>	+0.340	15.395	16.600	18.632							
9	11:06:32.277	<b>50.477</b>	+0.190	15.336	16.417	18.724							
10	11:07:22.894	<b>50.617</b>	+0.330	15.361	16.534	18.722							
11	11:08:13.949	<b>51.055</b>	+0.768	15.666	16.640	18.749							
12	11:09:04.416	<b>50.467</b>	+0.180	15.351	16.431	18.685							
13	11:09:54.854	<b>50.438</b>	+0.151	<b>15.297</b>	16.452	18.689							
14	11:10:45.141	<b>50.237</b>		15.334	<b>16.369</b>	18.584							
15	11:11:35.464	<b>50.323</b>	+0.036	15.366	16.435	<b>18.522</b>							
16	11:12:26.074	<b>50.610</b>	+0.323	15.398	16.519	18.693							

# ADAC Kartrennen Cheb

KZ2 Cup Cheb 1,202 Km  
 Super Heat B 31.05.2026 10:55

Race (16 Laps) started at 10:58:36

Lap	Time of Day	Lap Tm	Diff	S1 Tm	S2 Tm	S3 Tm	Lap	Time of Day	Lap Tm	Diff	S1 Tm	S2 Tm	S3 Tm
3	11:01:30.871	51.762	+1.320	15.620	17.335	18.807	5	11:03:13.647	51.415	+0.446	15.612	16.797	19.006
4	11:02:21.519	50.648	+0.206	15.427	16.715	18.506	6	11:04:05.488	51.841	+0.872	15.599	16.926	19.316
5	11:03:12.545	51.026	+0.584	15.483	16.868	18.675	7	11:04:56.839	51.351	+0.382	15.630	16.870	18.851
6	11:04:04.816	52.271	+1.829	15.643	17.560	19.068	8	11:05:48.456	51.617	+0.648	15.481	16.800	19.336
7	11:04:55.686	50.870	+0.428	15.568	16.603	18.699	9	11:06:39.453	50.997	+0.028	15.538	16.684	18.775
8	11:05:48.367	52.681	+2.239	15.586	16.755	20.340	10	11:07:30.682	51.229	+0.260	15.455	16.783	18.991
9	11:06:38.919	50.552	+0.110	15.389	16.600	18.563	11	11:08:21.928	51.246	+0.277	15.506	16.687	19.053
10	11:07:29.411	50.492	+0.050	15.335	16.597	18.560	12	11:09:12.933	51.005	+0.036	15.487	16.784	18.734
11	11:08:20.638	51.227	+0.785	15.434	16.706	19.087	13	11:10:03.902	50.969		15.526	16.715	18.728
12	11:09:11.121	50.483	+0.041	15.320	16.558	18.605	14	11:10:55.024	51.122	+0.153	15.586	16.662	18.874
13	11:10:01.813	50.692	+0.250	15.375	16.738	18.579	15	11:11:46.308	51.284	+0.315	15.508	16.700	19.076
14	11:10:52.774	50.961	+0.519	15.710	16.592	18.659	16	11:12:37.359	51.051	+0.082	15.560	16.628	18.863
15	11:11:43.667	50.893	+0.451	15.516	16.764	18.613							
16	11:12:34.109	50.442		15.382	16.499	18.561							
<b>(411) Mark Zvarich</b>							<b>(498) Ondrej Duba</b>						
1	10:59:42.941	54.616	+4.249	17.912	17.430	19.274	1	10:59:44.164	55.171	+4.274	18.213	17.883	19.076
2	11:00:35.430	52.489	+2.122	15.921	17.151	19.417	2	11:00:36.421	52.257	+1.360	16.066	17.215	18.976
3	11:01:26.644	51.214	+0.847	15.625	16.788	18.801	3	11:01:27.495	51.074	+0.177	15.482	16.779	18.813
4	11:02:18.208	51.564	+1.197	15.883	16.848	18.833	4	11:02:18.802	51.307	+0.410	15.540	16.807	18.960
5	11:03:10.515	52.307	+1.940	15.727	17.267	19.313	5	11:03:11.416	52.614	+1.717	15.498	17.469	19.647
6	11:04:01.379	50.864	+0.497	15.538	16.647	18.679	6	11:04:04.766	53.350	+2.453	16.186	17.016	20.148
7	11:04:52.056	50.677	+0.310	15.454	16.594	18.629	7	11:04:57.850	53.084	+2.187	16.730	17.098	19.256
8	11:05:42.745	50.689	+0.322	15.443	16.599	18.647	8	11:05:49.148	51.298	+0.401	15.601	16.744	18.953
9	11:06:33.232	50.487	+0.120	15.376	16.590	18.521	9	11:06:40.168	51.020	+0.123	15.487	16.712	18.821
10	11:07:23.699	50.467	+0.100	15.359	16.530	18.578	10	11:07:31.065	50.897		15.464	16.632	18.801
11	11:08:14.970	51.271	+0.904	15.408	16.629	19.234	11	11:08:22.156	51.091	+0.194	15.436	16.771	18.884
12	11:09:05.607	50.637	+0.270	15.496	16.536	18.605	12	11:09:13.188	51.032	+0.135	15.493	16.731	18.808
13	11:09:56.512	50.905	+0.538	15.399	16.898	18.608	13	11:10:04.227	51.039	+0.142	15.545	16.696	18.798
14	11:10:47.949	51.437	+1.070	15.404	17.364	18.669	14	11:10:55.240	51.013	+0.116	15.477	16.769	18.767
15	11:11:39.235	51.286	+0.919	15.633	17.043	18.610	15	11:11:46.647	51.407	+0.510	15.490	16.936	18.981
16	11:12:29.602	50.357		15.326	16.467	18.574	16	11:12:38.010	51.363	+0.466	15.619	16.680	19.114
<b>(499) Karl Leesma</b>							<b>(466) Valentin Knoedel</b>						
1	10:59:45.306	56.241	+5.381	18.591	18.226	19.424	1	10:59:43.739	55.160	+4.826	18.262	17.672	19.226
2	11:00:37.098	51.792	+0.932	15.766	17.095	18.931	2	11:00:36.598	52.859	+2.525	16.359	17.455	19.045
3	11:01:28.725	51.627	+0.767	15.742	16.981	18.904	3	11:01:27.734	51.136	+0.802	15.595	16.814	18.727
4	11:02:20.439	51.714	+0.854	15.631	16.809	19.274	4	11:02:18.953	51.219	+0.885	15.492	16.793	18.934
5	11:03:11.672	51.233	+0.373	15.539	16.864	18.830	5	11:03:20.101	50.148	+10.814	15.512	25.448	20.188
6	11:04:04.458	52.786	+1.926	16.074	19.276	19.276	6	11:04:11.746	51.645	+1.311	15.920	16.783	18.942
7	11:04:55.509	51.051	+0.191	15.439	16.798	18.814	7	11:05:02.494	50.748	+0.414	15.336	16.671	18.741
8	11:05:46.673	51.164	+0.304	15.560	16.759	18.845	8	11:05:53.490	50.996	+0.662	15.418	16.714	18.864
9	11:06:37.873	51.200	+0.340	15.553	16.779	18.868	9	11:06:44.061	50.571	+0.237	15.314	16.539	18.718
10	11:07:28.879	51.006	+0.146	15.441	16.677	18.888	10	11:07:34.446	50.385	+0.051	15.269	16.492	18.624
11	11:08:20.839	51.960	+1.100	15.437	16.745	19.778	11	11:08:25.019	50.573	+0.239	15.321	16.510	18.742
12	11:09:11.939	51.100	+0.240	15.515	16.755	18.830	12	11:09:15.490	50.471	+0.137	15.284	16.518	18.669
13	11:10:02.926	50.987	+0.127	15.487	16.762	18.738	13	11:10:05.824	50.334		15.302	16.545	18.487
14	11:10:53.993	51.067	+0.207	15.523	16.713	18.831	14	11:10:56.510	50.686	+0.352	15.411	16.559	18.716
15	11:11:45.040	51.047	+0.187	15.523	16.721	18.803	15	11:11:47.042	50.532	+0.198	15.378	16.579	18.575
16	11:12:35.900	50.860		15.435	16.671	18.754	16	11:12:38.249	51.207	+0.873	15.482	16.552	19.173
<b>(468) Rick Hartmann</b>							<b>(474) Jason Duijvestijn</b>						
1	10:59:46.022	56.932	+6.037	19.130	17.921	19.881	1	10:59:46.206	56.944	+6.522	19.085	18.065	19.794
2	11:00:38.188	52.166	+1.271	15.833	17.376	18.957	2	11:00:38.981	52.775	+2.353	16.177	17.083	19.515
3	11:01:29.521	51.333	+0.438	15.649	16.778	18.906	3	11:01:30.524	51.543	+1.121	15.596	17.321	18.626
4	11:02:20.962	51.441	+0.546	15.802	16.786	18.853	4	11:02:21.327	50.803	+0.381	15.521	16.683	18.599
5	11:03:12.230	51.268	+0.373	15.505	16.852	18.911	5	11:03:12.342	51.015	+0.593	15.404	16.794	18.817
6	11:04:05.158	52.928	+2.033	16.179	17.696	19.053	6	11:04:04.887	52.545	+2.123	15.721	17.751	19.073
7	11:04:56.505	51.347	+0.452	15.778	16.778	18.791	7	11:04:55.920	51.033	+0.611	15.734	16.568	18.731
8	11:05:48.093	51.588	+0.693	15.489	16.860	19.239	8	11:05:47.740	51.820	+1.398	15.531	16.661	19.628
9	11:06:39.251	51.158	+0.263	15.470	16.671	19.017	9	11:06:38.298	50.558	+0.136	15.383	16.506	18.669
10	11:07:30.146	50.895		15.390	16.685	18.820	10	11:07:29.003	50.705	+0.283	15.302	16.532	18.871
11	11:08:21.250	51.104	+0.209	15.479	16.655	18.970	11	11:08:19.888	50.885	+0.463	15.530	16.596	18.759
12	11:09:12.212	50.962	+0.067	15.458	16.772	18.732	12	11:09:10.580	50.692	+0.270	15.317	16.434	18.941
13	11:10:03.187	50.975	+0.080	15.479	16.716	18.780	13	11:10:01.485	50.905	+0.483	15.602	16.693	18.610
14	11:10:54.245	51.058	+0.163	15.509	16.678	18.871	14	11:10:53.324	51.839	+1.417	16.242	16.558	19.039
15	11:11:45.303	51.058	+0.163	15.442	16.823	18.793	15	11:11:43.746	50.422		15.325	16.553	18.544
16	11:12:36.291	50.988	+0.093	15.486	16.704	18.798	16	11:12:34.257	50.511	+0.089	15.535	16.475	18.501
<b>(437) Lucie Zimmelova</b>							<b>(462) Matej Kacovsky</b>						
1	10:59:47.156	57.095	+6.126	18.765	18.292	20.038	1	10:59:44.789	54.959	+4.323	17.535	18.111	19.313
2	11:00:39.304	52.148	+1.179	15.797	17.092	19.259	2	11:00:36.866	52.077	+1.441	15.852	17.110	19.115
3	11:01:31.018	51.714	+0.745	15.763	17.129	18.822	3	11:01:28.511	51.645	+1.009	15.692	16.914	19.039
4	11:02:22.232	51.214	+0.245	15.577	16.801	18.836	4	11:02:19.419	50.908	+0.272	15.501	16.603	18.804
							5	11:03:10.945	51.526	+0.890	15.499	16.979	19.048
							6	11:04:02.619	51.674	+1.038	15.662	16.820	19.192

# ADAC Kartrennen Cheb

KZ2 Cup

Cheb 1,202 Km

Super Heat B

31.05.2026 10:55

Race (16 Laps) started at 10:58:36

Lap	Time of Day	Lap Tm	Diff	S1 Tm	S2 Tm	S3 Tm	Lap	Time of Day	Lap Tm	Diff	S1 Tm	S2 Tm	S3 Tm
7	11:04:53.659	<b>51.040</b>	+0.404	15.458	16.623	18.959							
8	11:05:44.398	<b>50.739</b>	+0.103	<b>15.425</b>	16.628	18.686							
9	11:06:35.034	<b>50.636</b>		15.425	<b>16.528</b>	<b>18.683</b>							
10	11:07:25.873	<b>50.839</b>	+0.203	15.447	16.605	18.787							
11	11:08:16.857	<b>50.984</b>	+0.348	15.450	16.673	18.861							
12	11:09:08.497	<b>51.640</b>	+1.004	15.465	16.582	19.593							
13	11:10:00.730	<b>52.233</b>	+1.597	15.931	16.978	19.324							
14	11:10:52.437	<b>51.707</b>	+1.071	15.806	16.839	19.062							
15	11:11:46.536	<b>54.099</b>	+3.463	15.719	17.436	20.944							
16	11:12:43.093	<b>56.557</b>	+5.921	16.592	18.185	21.780							

[443] Lukas Lehnert

1	10:59:45.422	<b>55.466</b>	+4.573	17.844	18.193	19.429
2	11:00:37.353	<b>51.931</b>	+1.038	15.920	17.145	18.866
3	11:01:29.296	<b>51.943</b>	+1.050	15.667	17.034	19.242
4	11:02:20.623	<b>51.327</b>	+0.434	15.675	16.756	18.896
5	11:03:11.973	<b>51.350</b>	+0.457	15.549	16.915	18.886
6	11:04:04.106	<b>52.133</b>	+1.240	15.910	17.123	19.100
7	11:04:55.181	<b>51.075</b>	+0.182	15.500	16.777	18.798
8	11:05:46.316	<b>51.135</b>	+0.242	15.473	16.905	<b>18.757</b>
9	11:06:37.342	<b>51.026</b>	+0.133	<b>15.440</b>	16.804	18.782
10	11:07:28.235	<b>50.893</b>		15.458	16.672	18.763
11	11:08:19.350	<b>51.115</b>	+0.222	15.496	16.722	18.897
12	11:09:10.398	<b>51.048</b>	+0.155	15.454	<b>16.611</b>	18.983
13	11:10:01.416	<b>51.018</b>	+0.125	15.586	16.664	18.768

[495] Adrian Martinz

1	10:59:43.667	<b>54.889</b>	+4.221	17.724	17.571	19.594
2	11:00:35.897	<b>52.230</b>	+1.562	16.258	17.051	18.921
3	11:01:27.105	<b>51.208</b>	+0.540	15.679	16.777	18.752
4	11:02:18.374	<b>51.269</b>	+0.601	15.680	16.855	18.734
5	11:03:10.606	<b>52.232</b>	+1.564	15.668	17.304	19.260
6	11:04:01.668	<b>51.062</b>	+0.394	15.665	16.648	18.749
7	11:04:52.367	<b>50.699</b>	+0.031	15.460	16.606	<b>18.633</b>
8	11:05:43.153	<b>50.786</b>	+0.118	15.460	16.651	18.675
9	11:06:33.821	<b>50.668</b>		15.448	<b>16.539</b>	18.681
10	11:07:24.492	<b>50.671</b>	+0.003	15.423	16.614	18.634

[469] Julian Bub

1	10:59:46.447	<b>55.940</b>	+3.632	18.070	18.385	19.485
2	11:00:38.755	<b>52.308</b>		16.074	<b>17.035</b>	<b>19.199</b>

[480] Milan van Winden

1	10:59:43.907	<b>54.598</b>		<b>17.765</b>	<b>17.812</b>	<b>19.021</b>
---	--------------	---------------	--	---------------	---------------	---------------

[484] Max Hezel

1	10:59:57.330	<b>52.988</b>	+1.737	17.026	17.118	18.844
2	11:00:49.387	<b>52.057</b>	+0.806	15.785	17.431	18.841
3	11:01:40.638	<b>51.251</b>		<b>15.676</b>	16.821	<b>18.754</b>
4	11:02:32.016	<b>51.378</b>	+0.127	15.730	<b>16.763</b>	18.885

# ADAC Kartrennen Cheb

# KZ2 Cup / Super Heat B

Track: Cheb - 1.202 km

Race Started: 10:58:36

Best Lap by: 485 - Oliver Staedtler - 50.001

Rank	#	Driver	Nat	Sponsor Competitor	Nat	Driver-License Com-License	Equipment	laps	T. Time Diff	Best Lap	Penalty	Points
1	432	Kevin Lantinga	NLD	TB Racing Team	DEU	42585 38262	Sodi /TM/VEGA	16	13:46.569	50.196		90
2	485	Oliver Staedtler	DEU	Formula K SRP Factory Team	DEU	65210 48701	IPK /TM/VEGA	16	13:46.645 0.076	50.001		80
3	406	Manuel Kastl	DEU	CS Competition	BEL	61705 917665	Sodi /TM/VEGA	16	13:47.514 0.945	50.266		72
4	413	Niko Bogнар	DEU	Formula K SRP Factory Team	DEU	65560 48701	IPK /TM/VEGA	16	13:49.979 3.410	50.287		66
5	444	Kevin Wagner	DEU	TB Racing Team	DEU	11828 38262	Sodi /TM/VEGA	16	13:50.967 4.398	50.429		60
6	451	Tomas Kuzela	CZE	SKYLARKS Karting Team	CZE	26AS1180 26AT00961	Sodi /TM/VEGA	16	13:52.310 5.741	50.571		54
7	414	Eric Wess	DEU	Christian Wess	DEU	44964 65002	Birelart /TM/VEGA	16	13:52.971 6.402	50.324		50
8	434	Marcel Ernst	DEU	Doerr Motorsport	DEU	34772 65122	KR /IAME/VEGA	16	13:55.601 9.032	50.627		46
9	409	Luis Esser	DEU	Mach1 Motorsport	DEU	11661 66429	Mach1 /TM/VEGA	16	13:58.014 11.445	50.442		42
10	411	Mark Zvarich	THA	TB Racing Team	DEU	29 38262	Sodi /TM/VEGA	16	13:58.507 11.938	50.367	+ 5 sec	38
11	499	Karl Leesma	EST	Formula K SRP Factory Team	DEU	34333 48701	IPK /TM/VEGA	16	13:59.805 13.236	50.860		34
12	468	Rick Hartmann	DEU	MSC Langenfeld MP Karting	NLD	67247 13058022	Henza Kart /TM/VEGA	16	14:00.196 13.627	50.895		32
13	437	Lucie Zimmelova	CZE	MS KART RACING TEAM	CZE	26AS0118 26AT00621	MS Kart /TM/VEGA	16	14:01.264 14.695	50.969		30
14	498	Ondrej Duba	CZE	SPIRIT RACING s.r.o.	CZE	26AS0683 26AT00681	Birelart /TM/VEGA	16	14:01.915 15.346	50.897		28
15	466	Valentin Knoedel	DEU	Formula K SRP Factory Team	DEU	48527 48701	IPK /TM/VEGA	16	14:02.154 15.585	50.334		26
16	474	Jason Duijvestijn	NLD	CS Competition	BEL	44454 917665	Sodi //VEGA	16	14:03.162 16.593	50.422	+ 5 sec	24
17	462	Matej Kacovsky	CZE	SPIRIT RACING s.r.o.	CZE	26AS1717 26AT00681	Birelart /TM/VEGA	16	14:06.998 20.429	50.636		22
18	443	Lukas Lehnert	CZE	MS KART RACING TEAM	CZE	26AS0408 26AT00621	MS Kart /TM/VEGA	13	11:25.321 3 Laps	50.893		20
19	495	Adrian Martinz	AUT	TB Racing Team	DEU	JK2072 38262	Sodi /TM/VEGA	10	8:48.397 6 Laps	50.668		18
20	469	Julian Bub	DEU	Doerr Motorsport	DEU	48217 65122	KR /IAME/VEGA	2	2:02.660 14 Laps	52.308		17
21	480	Milan van Winden	NLD	MP Karting	NLD	48897 13058022	Henza Kart /TM/VEGA	1	1:12.812 15 Laps	54.598	+ 5 sec	16
22	484	Max Hezel	DEU	CV Performance Group X JP Motorsport	DEU	65055 38321	KR /IAME/VEGA	0	51.251 16 Laps	51.251		15

### Not classified

DNS	415	Viggo Rasmussen	DEU	Kartshop Ampfing	DEU	69185 66030	Birelart /TM/VEGA	0	DNS			14
-----	-----	-----------------	-----	------------------	-----	----------------	-------------------	---	-----	--	--	----

### Announcements

- #484 Black Flag
- #474 +5 sec. time penalty (causing a collision)
- #411,480 time penalty 5 sec. (front fairing)

 Timekeeper  
M.Riehmers



 Race Director  
K.Meinhardt

Page 1/1

These results are provisional until the conclusion of any judicial and technical matters!

K-15652/26

Printed: 31.05.2026 / 12:36

**Final Intermediate Classification**

Pos. No.	Firstname	Lastname	Nat.		Nat.		Sponsor	QP	Total PTS	C-D	A-B	A-C	B-D	A-D	B-C	SHA	SHB
			Dri	Entrant	Ent	Make											
1	433	Pavel	Vimmer	CZE	TB Racing Team	DEU	KR /TM/VEGA	1	240	--	50	--	50	--	50	90	--
2	432	Kevin	Lantinga	NLD	TB Racing Team	DEU	Sodi /TM/VEGA	8	213	--	41	44	--	38	--	--	90
3	485	Oliver	Staedtler	DEU	Formula K SRP Factory Team	DEU	IPK /TM/VEGA	4	209	--	44	41	--	44	--	--	80
4	406	Manuel	Kastl	DEU	CS Competition	BEL	Sodi /TM/VEGA	3	185	19	--	--	44	50	--	--	72
5	454	Martin	Antos	CZE	SPIRIT RACING s.r.o.	CZE	Birelart /TM/VEGA	16	185	--	26	38	--	41	--	80	--
6	442	Ondrej	Pikl	CZE	KartingPlanet s.r.o	CZE	Sodi /TM/VEGA	11	184	50	--	--	38	36	--	60	--
7	444	Kevin	Wagner	DEU	TB Racing Team	DEU	Sodi /TM/VEGA	19	164	41	--	--	41	22	--	--	60
8	412	Iliyan	Yankov	BGR	Formula K SRP Factory Team	DEU	IPK /TM/VEGA	45	160	--	28	--	32	--	28	72	--
9	423	Oskar	Steinbach	DEU	Kartshop Ampfing	DEU	Birelart /TM/VEGA	24	157	--	32	36	--	23	--	66	--
10	416	Jayden	Gushiken	DEU	Formula K SRP Factory Team	DEU	IPK /TM /VEGA	6	155	36	--	24	--	--	41	54	--
11	413	Niko	Bognar	DEU	Formula K SRP Factory Team	DEU	IPK /TM/VEGA	5	149	--	36	--	26	--	21	--	66
12	451	Tomas	Kuzela	CZE	SKYLARKS Karting Team	CZE	Sodi /TM/VEGA	9	142	--	38	--	36	--	14	--	54
13	434	Marcel	Ernst	DEU	Doerr Motorsport	DEU	KR /IAME/VEGA	27	142	44	--	--	28	24	--	--	46
14	411	Mark	Zvarich	THA	TB Racing Team	DEU	Sodi /TM/VEGA	14	138	34	--	34	--	--	32	--	38
15	420	Quinten	van Leeuwen	NLD	MP Kartracing	NLD	Henza Kart /TM/VEGA	32	134	--	25	32	--	27	--	50	--
16	464	Marc	Gerstenkorn	CHE	Mach1 Motorsport	DEU	Mach1 /TM/VEGA	2	133	23	--	50	--	--	44	16	--
17	458	Radek	Vavra	CZE	TB Racing Team	DEU	Sodi /TM /VEGA	21	129	--	34	--	11	--	38	46	--
18	414	Eric	Wess	DEU	Christian Wess	DEU	Birelart /TM/VEGA	13	117	--	22	--	30	--	15	--	50
19	407	Emanuel	Mai	DEU	Solgat Motorsport	DEU	Birelart /TM/VEGA	17	117	--	30	--	34	--	36	17	--
20	466	Valentin	Knoedel	DEU	Formula K SRP Factory Team	DEU	IPK /TM/VEGA	18	111	24	--	27	--	--	34	--	26
21	422	Carl	Luthardt	DEU	Kartshop Ampfing	DEU	Birelart /TM/VEGA	7	110	15	--	--	27	34	--	34	--
22	481	Jannik	Remmert	DEU	VDB Kart Racing	DEU	Birelart /TM/VEGA	25	109	--	27	--	16	--	24	42	--
23	499	Karl	Leesma	EST	Formula K SRP Factory Team	DEU	IPK /TM/VEGA	39	109	38	--	--	17	20	--	--	34
24	498	Ondrej	Duba	CZE	SPIRIT RACING s.r.o.	CZE	Birelart /TM/VEGA	38	105	30	--	25	--	--	22	--	28
25	447	Matyas	Pursi	CZE	IPK VMS Racing	CZE	Birel Art /TM/VEGA	23	104	32	--	--	24	26	--	22	--
26	468	Rick	Hartmann	DEU	MP Kartracing	NLD	Henza Kart /TM/VEGA MSC Langenfeld	29	104	--	24	--	21	--	27	--	32
27	425	Sascha	Dreher	DEU	Mach1 Motorsport	DEU	Mach1 /TM/VEGA	12	103	--	18	17	--	30	--	38	--
28	409	Luis	Esser	DEU	Mach1 Motorsport	DEU	Mach1 /TM/VEGA	20	102	--	16	16	--	28	--	--	42
29	495	Adrian	Martinz	AUT	TB Racing Team	DEU	Sodi /TM/VEGA	10	100	28	--	28	--	--	26	--	18
30	436	Vaclav	Prochazka	CZE	TEAM OKKART	CZE	Sodi /TM/VEGA	15	99	10	--	--	25	32	--	32	--
31	410	Christoffer	Sachse	DNK	MP Kartracing	NLD	Henza Kart /TM/VEGA	46	95	27	--	20	--	--	18	30	--
32	477	Derk	van Silfhout	NLD	Derk van Silfhout	NLD	Birelart /TM/VEGA	34	92	21	--	23	--	--	30	18	--
33	474	Jason	Duijvestijn	NLD	CS Competition	BEL	Sodi //VEGA	22	91	16	--	26	--	--	25	--	24
34	470	Maximilian	Preradovic	DEU	Solgat Motorsport	DEU	Birelart /TM/VEGA	37	88	--	21	--	20	--	19	28	--
35	450	Barry	Gregory	FRA	Formula K SRP Factory Team	DEU	IPK /TM /VEGA	43	88	26	--	--	19	17	--	26	--
36	462	Matej	Kacovsky	CZE	SPIRIT RACING s.r.o	CZE	Birelart /TM/VEGA	36	85	--	19	19	--	25	--	--	22
<b>Not qualified for Final from position 37</b>																	
37	491	Kevin	Rosenbaeck	SWE	Kevin Rosenbaeck	SWE	Intrepid /TM/VEGA	35	83	25	--	--	18	16	--	24	--
38	437	Lucie	Zimmelova	CZE	MS KART RACING TEAM	CZE	MS Kart /TM/VEGA	42	83	18	--	15	--	--	20	--	30
39	480	Milan	van Winden	NLD	MP Kartracing	NLD	Henza Kart /TM/VEGA	26	81	20	--	22	--	--	23	--	16
40	484	Max	Hezel	DEU	CV Performance Group X JP Mot	DEU	KR /IAME/VEGA	31	81	22	--	--	23	21	--	--	15
41	443	Lukas	Lehnert	CZE	MS KART RACING TEAM	CZE	MS Kart /TM/VEGA	40	80	--	23	18	--	19	--	--	20
42	417	Khalil	Sodah	LTU	Mach1 Motorsport	DEU	Mach1 /TM/VEGA	28	79	--	20	30	--	18	--	11	--
43	452	Erik	Mueller	DEU	Mach1 Motorsport	DEU	Mach1 /TM/VEGA	33	74	--	15	--	22	--	17	20	--
44	469	Julian	Bub	DEU	Doerr Motorsport	DEU	KR /IAME/VEGA	30	71	17	--	21	--	--	16	--	17
45	424	Noah	Kaltenbach	DEU	Solgat Motorsport	DEU	Birelart /TM/VEGA	44	61	--	17	14	--	15	--	15	--

Announcements: These results are provisional until the conclusion of any judicial and technical matters

Clerk of the course Kevin Meinhardt:

Timekeeping Monika Riehmers:

KZ2 Cup

Cheb (CZE)

Final Intermediate Classification

Pos. No.	Firstname	Lastname	Nat.		Nat.			Total		C-D	A-B	A-C	B-D	A-D	B-C	SHA	SHB	
			Dri	Entrant	Ent	Make	Sponsor	QP	PTS									
DNS 415	Viggo	Rasmussen	DEU	Kartshop Ampfing	DEU	Birelart /TM/VEGA			41	56	-	14	-	15	-	13	-	14

Announcements:

Clerk of the course Kevin Meinhardt: *K. Meinhardt*

Timekeeping Monika Riehmers: *M. Riehmers*

Printed: 31.05.2026 12:47

Posted at: h

# ADAC Kartennen Cheb

KZ2 Cup

Cheb 1,202 Km


Final

31.05.2026 14:30

Race (20 Laps)

409 Luis Esser 28	425 Sascha Dreher 27	14
468 Rick Hartmann 26	447 Matyas Pursl 25	13
498 Ondrej Duba 24	499 Karl Leesma 23	12
481 Jannik Remmert 22	422 Carl Luthardt 21	11
466 Valentin Knoedel 20	407 Emanuel Mai 19	10
414 Eric Wess 18	458 Radek Vavra 17	9
464 Marc Gerstenkorn 16	420 Quinten van Leeuwen 15	8
411 Mark Zvarich 14	434 Marcel Ernst 13	7
451 Tomas Kuzela 12	413 Niko Bognar 11	6
416 Jayden Gushiken 10	423 Oskar Steinbach 9	5
412 Iliyan Yankov 8	444 Kevin Wagner 7	4
442 Ondrej Piki 6	454 Martin Antos 5	3
406 Manuel Kastl 4	485 Oliver Staedtler 3	2
432 Kevin Lantinga 2	433 Pavel Vimmer 1	1

POLE POSITION




# ADAC Kartrennen Cheb

KZ2 Cup  
Final  
Race (20 Laps)

Cheb 1,202 Km  
31.05.2026 14:30

462 Matej Kacovsky	36
470 Maximilian Preradovic	34
477 Derk van Silfhout	32
436 Vaclav Prochazka	30

450 Barry Gregory	35	18
474 Jason Duijvestijn	33	17
410 Christoffer Sachse	31	16
495 Adrian Martinz	29	15



# ADAC Kartrennen Cheb

# KZ2 Cup / Super Heat A Rev 1

Track: Cheb - 1.202 km

Race Started: 10:35:58

Best Lap by: 433 - Pavel Vimmer - 49.838

Rank	#	Driver	Nat	Sponsor Competitor	Nat	Driver-License Com-Licence	Equipment	laps	T. Time Diff	Best Lap	Penalty	Points
1	433	Pavel Vimmer	CZE	TB Racing Team	DEU	26AS0709 38262	KR /TM/VEGA	16	13:27.957	49.838		90
2	454	Martin Antos	CZE	SPIRIT RACING s.r.o.	CZE	26AS0350 26AT00681	Birelart /TM/VEGA	16	13:31.996 4.039	50.030		80
3	412	Iliyan Yankov	BGR	Formula K SRP Factory Team	DEU	BG-26/E-INT 009 48701	IPK /TM/VEGA	16	13:32.581 4.624	50.058		72
4	423	Oskar Steinbach	DEU	Kartshop Ampfing	DEU	10217 66030	Birelart /TM/VEGA	16	13:34.371 6.414	50.200		66
5	442	Ondrej Píkl	CZE	KartingPlanet s.r.o	CZE	26AS0435 26AT02781	Sodi /TM/VEGA	16	13:36.169 8.212	50.295		60
6	416	Jayden Gushiken	DEU	Formula K SRP Factory Team	DEU	48497 48701	IPK /TM /VEGA	16	13:37.330 9.373	50.158		54
7	420	Quinten van Leeuwen	NLD	MP Kart racing	NLD	48150 13058022	Henza Kart /TM/VEGA	16	13:42.065 14.108	50.294	+ 5 sec	50
8	458	Radek Vavra	CZE	TB Racing Team	DEU	26AS0260 38262	Sodi /TM /VEGA	16	13:42.782 14.825	50.137	+ 5 sec	46
9	481	Jannik R Emmert	DEU	VDB Kart Racing	DEU	19994 66002	Birelart /TM/VEGA	16	13:43.597 15.640	50.634		42
10	425	Sascha Dreher	DEU	Mach1 Motorsport	DEU	41859 66429	Mach1 /TM/VEGA	16	13:43.628 15.671	50.246		38
11	422	Carl Luthardt	DEU	Kartshop Ampfing	DEU	37029 66030	Birelart /TM/VEGA	16	13:43.833 15.876	50.303		34
12	436	Vaclav Prochazka	CZE	TEAM OKKART	CZE	26AS0252 26AT02581	Sodi /TM/VEGA	16	13:44.308 16.351	50.129		32
13	410	Christoffer Sachse	DNK	MP Kart racing	NLD	72890 13058022	Henza Kart /TM/VEGA	16	13:51.874 23.917	51.008		30
14	470	Maximilian Preradovic	DEU	Solgat Motorsport	DEU	52050 66799	Birelart /TM/VEGA	16	13:52.864 24.907	50.937		28
15	450	Barry Gregory	FRA	Formula K SRP Factory Team	DEU	114024 48701	IPK /TM /VEGA	16	13:53.198 25.241	51.022		26
16	491	Kevin Rosenbaeck	SWE	Kevin Rosenbaeck	SWE	95612 95612	Intrepid /TM/VEGA	16	13:57.991 30.034	50.998	+ 5 sec	24
17	447	Matyas Pursl	CZE	IPK VMS Racing	CZE	26AS0309 26AT00171	Birel Art /TM/VEGA	16	13:58.005 30.048	50.967	+ 5 sec	22
18	452	Erik Mueller	DEU	Mach1 Motorsport	DEU	17884 66429	Mach1 /TM/VEGA	16	14:00.761 32.804	51.007	+ 10 sec	20
19	417	Khalil Sodah	LTU	Mach1 Motorsport	DEU	2026-ITE/25 66429	Mach1 /TM/VEGA	16	14:01.479 33.522	51.646		18
20	477	Derk van Silfhout	NLD	Derk van Silfhout	NLD	44638 44638	Birelart /TM/VEGA	9	7:48.029 7 Laps	50.751		17
21	407	Emanuel Mai	DEU	Solgat Motorsport	DEU	16484 66799	Birelart /TM/VEGA	0	0.646 16 Laps			16
22	464	Marc Gerstenkorn	CHE	Mach1 Motorsport	DEU	375 66429	Mach1 /TM/VEGA	0	5.342 16 Laps		+ 5 sec	15

### Not classified

DNS	424	Noah Kaltenbach	DEU	Solgat Motorsport	DEU	41550 66799	Birelart /TM/VEGA	0	DNS			14
-----	-----	-----------------	-----	-------------------	-----	----------------	-------------------	---	-----	--	--	----

### Announcements

- #420 +5 sec. time penalty (causing a collision)
- #452 +5 sec. time penalty (pushing)
- #447,452,458,464,491 time penalty 5 sec. (front fairing)
- #417 disqualification subject to notification of appeal

 Timekeeper  
M.Riehmers

 Race Director  
K.Meinhardt

These results are provisional until the conclusion of any judicial and technical matters!

K-15652/26

Printed: 31.05.2026 / 13:05



**Final Intermediate Classification Rev 1**

Pos. No.	Firstname	Lastname	Nat.		Nat.		Sponsor	QP	Total PTS	C-D	A-B	A-C	B-D	A-D	B-C	SHA	SHB
			Dri	Entrant	Ent	Make											
1	433	Pavel	Vimmer	CZE	TB Racing Team	DEU	KR /TM/VEGA	1	240	--	50	--	50	--	50	90	--
2	432	Kevin	Lantinga	NLD	TB Racing Team	DEU	Sodi /TM/VEGA	8	213	--	41	44	--	38	--	--	90
3	485	Oliver	Staedtler	DEU	Formula K SRP Factory Team	DEU	IPK /TM/VEGA	4	209	--	44	41	--	44	--	--	80
4	406	Manuel	Kastl	DEU	CS Competition	BEL	Sodi /TM/VEGA	3	185	19	--	--	44	50	--	--	72
5	454	Martin	Antos	CZE	SPIRIT RACING s.r.o.	CZE	Birelart /TM/VEGA	16	185	--	26	38	--	41	--	--	80
6	442	Ondrej	Pikl	CZE	KartingPlanet s.r.o	CZE	Sodi /TM/VEGA	11	184	50	--	--	38	36	--	--	60
7	444	Kevin	Wagner	DEU	TB Racing Team	DEU	Sodi /TM/VEGA	19	164	41	--	--	41	22	--	--	60
8	412	Iliyan	Yankov	BGR	Formula K SRP Factory Team	DEU	IPK /TM/VEGA	45	160	--	28	--	32	--	28	72	--
9	423	Oskar	Steinbach	DEU	Kartshop Ampfing	DEU	Birelart /TM/VEGA	24	157	--	32	36	--	23	--	--	66
10	416	Jayden	Gushiken	DEU	Formula K SRP Factory Team	DEU	IPK /TM /VEGA	6	155	36	--	24	--	--	41	54	--
11	413	Niko	Bognar	DEU	Formula K SRP Factory Team	DEU	IPK /TM/VEGA	5	149	--	36	--	26	--	21	--	66
12	451	Tomas	Kuzela	CZE	SKYLARKS Karting Team	CZE	Sodi /TM/VEGA	9	142	--	38	--	36	--	14	--	54
13	434	Marcel	Ernst	DEU	Doerr Motorsport	DEU	KR /IAME/VEGA	27	142	44	--	--	28	24	--	--	46
14	411	Mark	Zvarich	THA	TB Racing Team	DEU	Sodi /TM/VEGA	14	138	34	--	34	--	--	32	--	38
15	420	Quinten	van Leeuwen	NLD	MP Karttracing	NLD	Henza Kart /TM/VEGA	32	134	--	25	32	--	27	--	--	50
16	464	Marc	Gerstenkorn	CHE	Mach1 Motorsport	DEU	Mach1 /TM/VEGA	2	132	23	--	50	--	--	44	15	--
17	458	Radek	Vavra	CZE	TB Racing Team	DEU	Sodi /TM /VEGA	21	129	--	34	--	11	--	38	46	--
18	414	Eric	Wess	DEU	Christian Wess	DEU	Birelart /TM/VEGA	13	117	--	22	--	30	--	15	--	50
19	407	Emanuel	Mai	DEU	Solgat Motorsport	DEU	Birelart /TM/VEGA	17	116	--	30	--	34	--	36	16	--
20	466	Valentin	Knoedel	DEU	Formula K SRP Factory Team	DEU	IPK /TM/VEGA	18	111	24	--	27	--	--	34	--	26
21	422	Carl	Luthardt	DEU	Kartshop Ampfing	DEU	Birelart /TM/VEGA	7	110	15	--	--	27	34	--	34	--
22	481	Jannik	Remmert	DEU	VDB Kart Racing	DEU	Birelart /TM/VEGA	25	109	--	27	--	16	--	24	42	--
23	499	Karl	Leesma	EST	Formula K SRP Factory Team	DEU	IPK /TM/VEGA	39	109	38	--	--	17	20	--	--	34
24	498	Ondrej	Duba	CZE	SPIRIT RACING s.r.o.	CZE	Birelart /TM/VEGA	38	105	30	--	25	--	--	22	--	28
25	447	Matyas	Pursi	CZE	IPK VMS Racing	CZE	Birel Art /TM/VEGA	23	104	32	--	--	24	26	--	22	--
26	468	Rick	Hartmann	DEU	MP Karttracing	NLD	Henza Kart /TM/VEGA MSC Langenfeld	29	104	--	24	--	21	--	27	--	32
27	425	Sascha	Dreher	DEU	Mach1 Motorsport	DEU	Mach1 /TM/VEGA	12	103	--	18	17	--	30	--	38	--
28	409	Luis	Esser	DEU	Mach1 Motorsport	DEU	Mach1 /TM/VEGA	20	102	--	16	16	--	28	--	--	42
29	495	Adrian	Martinz	AUT	TB Racing Team	DEU	Sodi /TM/VEGA	10	100	28	--	28	--	--	26	--	18
30	436	Vaclav	Prochazka	CZE	TEAM OKKART	CZE	Sodi /TM/VEGA	15	99	10	--	--	25	32	--	32	--
31	410	Christoffer	Sachse	DNK	MP Karttracing	NLD	Henza Kart /TM/VEGA	46	95	27	--	20	--	--	18	30	--
32	474	Jason	Duijvestijn	NLD	CS Competition	BEL	Sodi //VEGA	22	91	16	--	26	--	--	25	--	24
33	477	Derk	van Silfhout	NLD	Derk van Silfhout	NLD	Birelart /TM/VEGA	34	91	21	--	23	--	--	30	17	--
34	470	Maximilian	Preradovic	DEU	Solgat Motorsport	DEU	Birelart /TM/VEGA	37	88	--	21	--	20	--	19	28	--
35	450	Barry	Gregory	FRA	Formula K SRP Factory Team	DEU	IPK /TM /VEGA	43	88	26	--	--	19	17	--	26	--
36	417	Khalil	Sodah	LTU	Mach1 Motorsport	DEU	Mach1 /TM/VEGA	28	86	--	20	30	--	18	--	18	--
<b>Not qualified for Final from position 37</b>																	
37	462	Matej	Kacovsky	CZE	SPIRIT RACING s.r.o	CZE	Birelart /TM/VEGA	36	85	--	19	19	--	25	--	--	22
38	491	Kevin	Rosenbaeck	SWE	Kevin Rosenbaeck	SWE	Intrepid /TM/VEGA	35	83	25	--	--	18	16	--	24	--
39	437	Lucie	Zimmelova	CZE	MS KART RACING TEAM	CZE	MS Kart /TM/VEGA	42	83	18	--	15	--	--	20	--	30
40	480	Milan	van Winden	NLD	MP Karttracing	NLD	Henza Kart /TM/VEGA	26	81	20	--	22	--	--	23	--	16
41	484	Max	Hezel	DEU	CV Performance Group X JP Mot	DEU	KR /IAME/VEGA	31	81	22	--	--	23	21	--	--	15
42	443	Lukas	Lehnert	CZE	MS KART RACING TEAM	CZE	MS Kart /TM/VEGA	40	80	--	23	18	--	19	--	--	20
43	452	Erik	Mueller	DEU	Mach1 Motorsport	DEU	Mach1 /TM/VEGA	33	74	--	15	--	22	--	17	20	--
44	469	Julian	Bub	DEU	Doerr Motorsport	DEU	KR /IAME/VEGA	30	71	17	--	21	--	--	16	--	17
45	424	Noah	Kaltenbach	DEU	Solgat Motorsport	DEU	Birelart /TM/VEGA	44	60	--	17	14	--	15	--	14	--

Announcements: These results are provisional until the conclusion of any judicial and technical matters

Clerk of the course Kevin Meinhardt:

Timekeeping Monika Riehmers:

KZ2 Cup

Cheb (CZE)

Final Intermediate Classification Rev 1

Pos. No.	Firstname	Lastname	Nat.		Nat.			Total		C-D	A-B	A-C	B-D	A-D	B-C	SHA	SHB		
			Dri	Entrant	Ent	Make	Sponsor	QP	PTS										
DNS 415	Viggo	Rasmussen	DEU	Kartshop Ampfing	DEU	Birelart /TM/VEGA				41	56	-	14	-	15	-	13	-	14

Announcements:

Clerk of the course Kevin Meinhardt:

Timekeeping Monika Riehmers:

Printed: 31.05.2026 13:07

Posted at: h

# ADAC Kartrennen Cheb

KZ2 Cup

Cheb 1,202 Km


Final Rev 1

31.05.2026 14:30

Race (20 Laps)

409 Luis Esser 28	425 Sascha Dreher 27	14
468 Rick Hartmann 26	447 Matyas Pursl 25	13
498 Ondrej Duba 24	499 Karl Leesma 23	12
481 Jannik Remmert 22	422 Carl Luthardt 21	11
466 Valentin Knoedel 20	407 Emanuel Mai 19	10
414 Eric Wess 18	458 Radek Vavra 17	9
464 Marc Gerstenkorn 16	420 Quinten van Leeuwen 15	8
411 Mark Zvarich 14	434 Marcel Ernst 13	7
451 Tomas Kuzela 12	413 Niko Bognar 11	6
416 Jayden Gushiken 10	423 Oskar Steinbach 9	5
412 Iliyan Yankov 8	444 Kevin Wagner 7	4
442 Ondrej Piki 6	454 Martin Antos 5	3
406 Manuel Kastl 4	485 Oliver Staedtler 3	2
432 Kevin Lantinga 2	433 Pavel Vimmer 1	1

POLE POSITION



ADAC Kartrennen Cheb


KZ2 Cup  
Final Rev 1  
Race (20 Laps)

Cheb 1,202 Km  
31.05.2026 14:30

417 Khalil Sodah	36
470 Maximilian Preradovic	34
474 Jason Duijvestijn	32
436 Vaclav Prochazka	30

450 Barry Gregory	35
477 Derk van Silfhout	33
410 Christoffer Sachse	31
495 Adrian Martinz	29

18  
17  
16  
15





# ADAC Kartrennen Cheb

# KZ2 Cup / Final

Track: Cheb - 1.202 km

Race Started: 14:36:07

Best Lap by: 485 - Oliver Staedtler - 50.030

Rank	#	Driver	Nat	Sponsor Competitor	Nat	Driver-License Com-License	Equipment	laps	T. Time Diff	Best Lap	Penalty	Points
1	▲ 2	485 Oliver Staedtler	DEU	Formula K SRP Factory Team	DEU	65210 48701	IPK /TM/VEGA	20	16:53.981	50.030		51
2	▲ 2	406 Manuel Kastl	DEU	CS Competition	BEL	61705 917665	Sodi /TM/VEGA	20	16:55.605 1.624	50.250		44
3	▲ 13	464 Marc Gerstenkorn	CHE	Mach1 Motorsport	DEU	375 66429	Mach1 /TM/VEGA	20	16:56.669 2.688	50.243		38
4	▲ 1	454 Martin Antos	CZE	SPIRIT RACING s.r.o.	CZE	26AS0350 26AT00681	Birelart /TM/VEGA	20	16:57.448 3.467	50.273		0
5	▲ 4	423 Oskar Steinbach	DEU	Kartshop Ampling	DEU	10217 66030	Birelart /TM/VEGA	20	16:58.210 4.229	50.249		34
6	▲ 6	451 Tomas Kuzela	CZE	SKYLARKS Karting Team	CZE	26AS1180 26AT00961	Sodi /TM/VEGA	20	16:59.520 5.539	50.358		0
7	▼ -1	442 Ondrej Píkl	CZE	KartingPlanet s.r.o	CZE	26AS0435 26AT02781	Sodi /TM/VEGA	20	17:01.065 7.084	50.319		0
8	▲ 2	416 Jayden Gushiken	DEU	Formula K SRP Factory Team	DEU	48497 48701	IPK /TM /VEGA	20	17:02.130 8.149	50.283		30
9	▲ 20	495 Adrian Martinz	AUT	TB Racing Team	DEU	JK2072 38262	Sodi /TM/VEGA	20	17:02.525 8.544	50.326		26
10	▲ 11	422 Carl Luthardt	DEU	Kartshop Ampling	DEU	37029 66030	Birelart /TM/VEGA	20	17:03.552 9.571	50.231		22
11	▲ 6	458 Radek Vavra	CZE	TB Racing Team	DEU	26AS0260 38262	Sodi /TM /VEGA	20	17:06.814 12.833	50.321	+ 5 sec	0
12	▲ 8	466 Valentin Knoedel	DEU	Formula K SRP Factory Team	DEU	48527 48701	IPK /TM/VEGA	20	17:06.877 12.896	50.157		18
13	▼ -5	412 Iliyan Yankov	BGR	Formula K SRP Factory Team	DEU	BG-26/E-INT 009 48701	IPK /TM/VEGA	20	17:07.976 13.995	50.236	+ 10 sec	14
14	▼ -3	413 Niko Bognar	DEU	Formula K SRP Factory Team	DEU	65560 48701	IPK /TM/VEGA	20	17:08.136 14.155	50.239		10
15	▲ 12	425 Sascha Dreher	DEU	Mach1 Motorsport	DEU	41859 66429	Mach1 /TM/VEGA	20	17:11.678 17.697	50.470		8
16	▲ 6	481 Jannik Remmert	DEU	VDB Kart Racing	DEU	19994 66002	Birelart /TM/VEGA	20	17:12.831 18.850	50.577		6
17	▼ -2	420 Quinten van Leeuwen	NLD	MP Kartracing	NLD	48150 13058022	Henza Kart /TM/VEGA	20	17:14.100 20.119	50.566		4
18	▲ 8	468 Rick Hartmann	DEU	MSC Langenfeld MP Kartracing	NLD	67247 13058022	Henza Kart /TM/VEGA	20	17:15.229 21.248	50.796		2
19	▲ 9	409 Luis Esser	DEU	Mach1 Motorsport	DEU	11661 66429	Mach1 /TM/VEGA	20	17:18.846 24.865	50.183	+ 10 sec	1
20	▼ -7	434 Marcel Ernst	DEU	Doerr Motorsport	DEU	34772 65122	KR /IAME/VEGA	20	17:21.551 27.570	50.927		0
21	▲ 13	470 Maximilian Preradovic	DEU	Solgat Motorsport	DEU	52050 66799	Birelart /TM/VEGA	20	17:22.850 28.869	50.877		0
22	▲ 3	447 Matyas Pursl	CZE	IPK VMS Racing	CZE	26AS0309 26AT00171	Birel Art /TM/VEGA	20	17:23.327 29.346	50.930		0
23	▲ 10	477 Derk van Silfhout	NLD	Derk van Silfhout	NLD	44638 44638	Birelart /TM/VEGA	20	17:25.747 31.766	50.794	+ 5 sec	0
24	▼ -1	499 Karl Leesma	EST	Formula K SRP Factory Team	DEU	34333 48701	IPK /TM/VEGA	20	17:28.099 34.118	50.933	+ 5 sec	0
25	▲ 10	450 Barry Gregory	FRA	Formula K SRP Factory Team	DEU	114024 48701	IPK /TM /VEGA	20	17:30.566 36.585	51.462		0
26	▼ -24	432 Kevin Lantinga	NLD	TB Racing Team	DEU	42585 38262	Sodi /TM/VEGA	16	13:37.601 4 Laps	50.482		0
27	▼ -9	414 Eric Wess	DEU	Christian Wess	DEU	44964 65002	Birelart /TM/VEGA	16	13:43.333 4 Laps	50.378	+ 5 sec	0
28	▼ -27	433 Pavel Vimmer	CZE	TB Racing Team	DEU	26AS0709 38262	KR /TM/VEGA	7	5:56.762 13 Laps	50.221		0
29	▼ -22	444 Kevin Wagner	DEU	TB Racing Team	DEU	11828 38262	Sodi /TM/VEGA	6	5:10.285 14 Laps	50.490		0
30	▼ -11	407 Emanuel Mai	DEU	Solgat Motorsport	DEU	16484 66799	Birelart /TM/VEGA	6	5:20.344 14 Laps	51.222		0
31	■ 0	410 Christoffer Sachse	DNK	MP Kartracing	NLD	72890 13058022	Henza Kart /TM/VEGA	1	1:01.000 19 Laps	57.674		0
32	▼ -2	436 Vaclav Prochazka	CZE	TEAM OKKART	CZE	26AS0252 26AT02581	Sodi /TM/VEGA	1	1:06.073 19 Laps	56.463	+ 5 sec	0
33	▼ -1	474 Jason Duijvestijn	NLD	CS Competition	BEL	44454 917665	Sodi //VEGA	1	1:11.713 19 Laps	57.292	+ 10 sec	0
34	▼ -10	498 Ondrej Duba	CZE	SPIRIT RACING s.r.o.	CZE	26AS0683 26AT00681	Birelart /TM/VEGA	0	2.671 20 Laps			0
35	▲ 1	417 Khalil Sodah	LTU	Mach1 Motorsport	DEU	2026-ITE/25 66429	Mach1 /TM/VEGA	0	4.262 20 Laps			0

### Not classified

DSQ	411	Mark Zvarich	THA	TB Racing Team	DEU	29 38262	Sodi /TM/VEGA	18	DSQ	50.331	+ 5 sec	0
-----	-----	--------------	-----	----------------	-----	----------	---------------	----	-----	--------	---------	---

### Announcements

- #417 subject to notification of appeal
- #474 +5 sec. time penalty (causing a collision)
- #412 + 5 sec. time penalty (jump start)
- #412 +5 sec. time penalty (pushing)

Timekeeper  
M.RiehmersRace Director  
K.Meinhardt

Page 1/2

These results are provisional until the conclusion of any judicial and technical matters!

K-15652/26

Printed: 31.05.2026 / 16:21



ADAC Kartrennen Cheb

KZ2 Cup / Final

Track: Cheb - 1.202 km

Race Started: 14:36:07

Best Lap by: 485 - Oliver Staedtler - 50.030

**Announcements**

#411,414,436,458,474,477,499 time penalty 5 sec. (front fairing)

#411 disqualification Steward

#409 +5 sec. time penalty (causing a collision)Steward

Timekeeper  
M.Riehmers 

Race Director  
K.Meinhardt 

Page 2/2

These results are provisional until the conclusion of any judicial and technical matters!

K-15652/26

Printed: 31.05.2026 / 16:21



## ADAC Kartrennen Cheb

## KZ2 Cup

Cheb 1,202 Km

## Final

31.05.2026 14:30

Race (20 Laps) started at 14:36:07

Lap	Time of Day	Lap Tm	Diff	S1 Tm	S2 Tm	S3 Tm	Lap	Time of Day	Lap Tm	Diff	S1 Tm	S2 Tm	S3 Tm
(485) Oliver Staedtler							(423) Oskar Steinbach						
1	14:37:01.670	<b>53.747</b>	+3.717	17.629	17.093	19.025	7	14:42:07.689	<b>51.123</b>	+0.850	15.391	16.655	19.077
2	14:37:52.990	<b>51.320</b>	+1.290	15.648	16.893	18.779	8	14:42:58.179	<b>50.490</b>	+0.217	15.414	16.565	18.511
3	14:38:44.514	<b>51.524</b>	+1.494	15.652	17.294	18.578	9	14:43:48.889	<b>50.710</b>	+0.437	15.461	16.540	18.709
4	14:39:35.355	<b>50.841</b>	+0.811	15.630	16.649	18.562	10	14:44:39.903	<b>51.014</b>	+0.741	15.686	16.733	18.595
5	14:40:25.623	<b>50.268</b>	+0.238	15.290	16.535	18.443	11	14:45:30.335	<b>50.432</b>	+0.159	15.401	16.512	18.519
6	14:41:16.150	<b>50.527</b>	+0.497	15.479	16.549	18.499	12	14:46:21.539	<b>51.204</b>	+0.931	15.340	16.516	19.348
7	14:42:06.725	<b>50.575</b>	+0.545	15.524	16.554	18.497	13	14:47:12.015	<b>50.476</b>	+0.203	15.391	16.506	18.579
8	14:42:57.397	<b>50.672</b>	+0.642	15.470	16.525	18.677	14	14:48:02.288	<b>50.273</b>		<b>15.277</b>	16.436	18.560
9	14:43:47.606	<b>50.209</b>	+0.179	15.334	16.397	18.478	15	14:48:52.732	<b>50.444</b>	+0.171	15.389	16.518	18.537
10	14:44:37.919	<b>50.313</b>	+0.283	15.300	16.570	18.443	16	14:49:43.044	<b>50.312</b>	+0.039	15.281	16.449	18.582
11	14:45:28.210	<b>50.291</b>	+0.261	15.329	16.488	18.474	17	14:50:33.345	<b>50.301</b>	+0.028	15.351	<b>16.429</b>	18.519
12	14:46:18.539	<b>50.329</b>	+0.299	15.314	16.497	18.518	18	14:51:23.625	<b>50.280</b>	+0.007	15.348	16.444	<b>18.488</b>
13	14:47:08.874	<b>50.335</b>	+0.305	15.389	16.469	18.477	19	14:52:13.991	<b>50.366</b>	+0.093	15.348	16.469	18.549
14	14:47:59.278	<b>50.404</b>	+0.374	15.426	16.600	18.378	20	14:53:04.956	<b>50.965</b>	+0.692	15.487	16.782	18.696
15	14:48:49.909	<b>50.631</b>	+0.601	15.492	16.446	18.693	(406) Manuel Kastl						
16	14:49:40.349	<b>50.440</b>	+0.410	15.515	16.451	18.474	1	14:37:01.101	<b>53.307</b>	+3.057	17.363	17.044	18.910
17	14:50:31.282	<b>50.933</b>	+0.903	15.517	16.451	18.965	2	14:37:52.581	<b>51.480</b>	+1.230	15.694	16.903	18.883
18	14:51:21.343	<b>50.061</b>	+0.031	<b>15.263</b>	16.422	<b>18.376</b>	3	14:38:43.718	<b>51.137</b>	+0.887	15.609	16.926	18.602
19	14:52:11.373	<b>50.030</b>		15.286	16.366	18.378	4	14:39:34.363	<b>50.645</b>	+0.395	15.507	16.516	18.622
20	14:53:01.489	<b>50.116</b>	+0.086	15.359	<b>16.314</b>	18.443	5	14:40:24.812	<b>50.449</b>	+0.199	15.383	16.581	18.485
(406) Manuel Kastl							(451) Tomas Kuzela						
1	14:37:01.101	<b>53.307</b>	+3.057	17.363	17.044	18.910	1	14:37:03.760	<b>54.796</b>	+4.438	17.574	17.886	19.336
2	14:37:52.581	<b>51.480</b>	+1.230	15.694	16.903	18.883	2	14:37:56.345	<b>52.595</b>	+2.237	15.809	17.254	19.532
3	14:38:43.718	<b>51.137</b>	+0.887	15.609	16.926	18.602	3	14:38:47.442	<b>51.097</b>	+0.739	15.587	16.914	18.596
4	14:39:34.363	<b>50.645</b>	+0.395	15.507	16.516	18.622	4	14:39:38.235	<b>50.793</b>	+0.435	15.386	16.740	18.667
5	14:40:24.812	<b>50.449</b>	+0.199	15.383	16.581	18.485	5	14:40:29.206	<b>50.971</b>	+0.613	15.459	16.949	18.563
6	14:41:16.150	<b>50.689</b>	+0.439	15.390	16.628	18.671	6	14:41:19.764	<b>50.558</b>	+0.200	15.305	16.659	18.594
7	14:42:06.060	<b>50.559</b>	+0.309	15.471	16.533	18.555	7	14:42:10.329	<b>50.565</b>	+0.207	15.379	16.622	18.564
8	14:42:56.759	<b>50.699</b>	+0.449	15.470	16.602	18.627	8	14:43:01.096	<b>50.767</b>	+0.409	15.473	16.643	18.651
9	14:43:47.332	<b>50.573</b>	+0.323	15.474	16.617	18.482	9	14:43:51.593	<b>50.497</b>	+0.139	<b>15.256</b>	16.674	18.567
10	14:44:37.755	<b>50.423</b>	+0.173	15.339	16.543	18.541	10	14:44:42.233	<b>50.640</b>	+0.282	15.421	16.680	18.539
11	14:45:28.005	<b>50.250</b>		<b>15.278</b>	16.507	18.465	11	14:45:32.798	<b>50.565</b>	+0.207	15.371	16.673	18.521
12	14:46:18.402	<b>50.397</b>	+0.147	15.308	16.526	18.563	12	14:46:23.300	<b>50.502</b>	+0.144	15.371	16.601	18.530
13	14:47:08.743	<b>50.341</b>	+0.091	15.363	16.464	18.514	13	14:47:13.864	<b>50.564</b>	+0.206	15.519	16.593	<b>18.452</b>
14	14:47:59.109	<b>50.366</b>	+0.116	15.406	16.511	<b>18.449</b>	14	14:48:04.235	<b>50.371</b>	+0.013	15.300	16.548	18.523
15	14:48:49.804	<b>50.695</b>	+0.445	15.465	16.577	18.653	15	14:48:54.774	<b>50.539</b>	+0.181	15.480	16.578	18.481
16	14:49:40.262	<b>50.458</b>	+0.208	15.442	16.481	18.535	16	14:49:45.300	<b>50.526</b>	+0.168	15.399	16.600	18.527
17	14:50:31.436	<b>51.174</b>	+0.924	15.457	16.526	19.191	17	14:50:35.904	<b>50.604</b>	+0.246	15.546	<b>16.507</b>	18.551
18	14:51:22.381	<b>50.945</b>	+0.695	15.929	16.415	18.601	18	14:51:26.262	<b>50.358</b>		15.321	16.519	18.518
19	14:52:12.756	<b>50.375</b>	+0.125	15.460	<b>16.403</b>	18.512	19	14:52:16.660	<b>50.398</b>	+0.040	15.351	16.575	18.472
20	14:53:03.113	<b>50.357</b>	+0.107	15.431	16.448	18.478	20	14:53:07.028	<b>50.368</b>	+0.010	15.321	16.544	18.503
(464) Marc Gerstenkorn							(442) Ondrej Píkl						
1	14:37:03.502	<b>54.293</b>	+4.050	17.491	17.555	19.247	1	14:37:03.373	<b>54.748</b>	+4.429	17.788	17.757	19.203
2	14:37:55.889	<b>52.387</b>	+2.144	15.788	17.372	19.227	2	14:37:55.742	<b>52.369</b>	+2.050	15.682	17.535	19.152
3	14:38:46.888	<b>50.999</b>	+0.756	15.501	16.766	18.732	3	14:38:46.600	<b>50.858</b>	+0.539	15.369	16.809	18.680
4	14:39:37.466	<b>50.578</b>	+0.335	15.432	16.641	18.505	4	14:39:37.290	<b>50.690</b>	+0.371	15.482	16.665	18.543
5	14:40:27.971	<b>50.505</b>	+0.262	15.436	16.592	18.477	5	14:40:29.814	<b>52.524</b>	+2.205	15.964	17.773	18.787
6	14:41:18.398	<b>50.427</b>	+0.184	15.316	16.533	18.578	6	14:41:20.548	<b>50.734</b>	+0.415	15.514	16.629	18.591
7	14:42:09.021	<b>50.623</b>	+0.380	15.600	16.545	18.478	7	14:42:11.367	<b>50.819</b>	+0.500	15.703	16.575	18.541
8	14:42:59.411	<b>50.390</b>	+0.147	15.342	16.556	18.492	8	14:43:01.831	<b>50.464</b>	+0.145	15.393	16.565	18.506
9	14:43:49.669	<b>50.258</b>	+0.015	15.257	16.517	18.484	9	14:43:52.197	<b>50.366</b>	+0.047	15.350	16.508	18.508
10	14:44:40.526	<b>50.857</b>	+0.614	15.342	16.733	18.782	10	14:44:42.706	<b>50.509</b>	+0.190	15.386	16.589	18.534
11	14:45:30.769	<b>50.243</b>		15.314	16.458	18.471	11	14:45:33.223	<b>50.517</b>	+0.198	15.373	16.555	18.589
12	14:46:21.250	<b>50.481</b>	+0.238	<b>15.208</b>	16.523	18.750	12	14:46:23.701	<b>50.478</b>	+0.159	15.402	16.532	18.544
13	14:47:11.525	<b>50.275</b>	+0.032	15.284	16.548	18.443	13	14:47:14.270	<b>50.569</b>	+0.250	15.319	16.594	18.656
14	14:48:01.802	<b>50.277</b>	+0.034	15.322	<b>16.433</b>	18.522	14	14:48:04.882	<b>50.612</b>	+0.293	15.665	16.474	<b>18.473</b>
15	14:48:52.062	<b>50.260</b>	+0.017	15.306	16.463	18.491	(454) Martin Antos						
16	14:49:42.317	<b>50.255</b>	+0.012	15.333	16.471	18.451	1	14:37:01.406	<b>53.315</b>	+3.042	17.233	17.146	18.936
17	14:50:32.570	<b>50.253</b>	+0.010	15.350	16.481	<b>18.422</b>	2	14:37:52.842	<b>51.436</b>	+1.163	15.613	17.064	18.759
18	14:51:22.975	<b>50.405</b>	+0.162	15.432	16.450	18.523	3	14:38:44.402	<b>51.560</b>	+1.287	15.617	17.291	18.652
19	14:52:13.702	<b>50.727</b>	+0.484	15.345	16.526	18.856	4	14:39:35.200	<b>50.798</b>	+0.525	15.602	16.635	18.561
20	14:53:04.177	<b>50.475</b>	+0.232	15.342	16.680	18.453	5	14:40:26.043	<b>50.843</b>	+0.570	15.662	16.576	18.605
(454) Martin Antos							(442) Ondrej Píkl						
1	14:37:01.406	<b>53.315</b>	+3.042	17.233	17.146	18.936	1	14:37:03.373	<b>54.748</b>	+4.429	17.788	17.757	19.203
2	14:37:52.842	<b>51.436</b>	+1.163	15.613	17.064	18.759	2	14:37:55.742	<b>52.369</b>	+2.050	15.682	17.535	19.152
3	14:38:44.402	<b>51.560</b>	+1.287	15.617	17.291	18.652	3	14:38:46.600	<b>50.858</b>	+0.539	15.369	16.809	18.680
4	14:39:35.200	<b>50.798</b>	+0.525	15.602	16.635	18.561	4	14:39:37.290	<b>50.690</b>	+0.371	15.482	16.665	18.543
5	14:40:26.043	<b>50.843</b>	+0.570	15.662	16.576	18.605	5	14:40:29.814	<b>5</b>				

# ADAC Kartrennen Cheb

## KZ2 Cup

Cheb 1,202 Km

## Final

31.05.2026 14:30

Race (20 Laps) started at 14:36:07

Lap	Time of Day	Lap Tm	Diff	S1 Tm	S2 Tm	S3 Tm	Lap	Time of Day	Lap Tm	Diff	S1 Tm	S2 Tm	S3 Tm
15	14:48:55.240	<b>50.358</b>	+0.039	<b>15.296</b>	16.541	18.521	1	14:37:04.839	<b>55.049</b>	+4.728	17.861	17.730	19.458
16	14:49:45.705	<b>50.465</b>	+0.146	15.341	16.573	18.551	2	14:37:57.297	<b>52.458</b>	+2.137	15.723	16.860	19.875
17	14:50:37.134	<b>51.429</b>	+1.110	15.478	17.049	18.902	3	14:38:48.266	<b>50.969</b>	+0.648	15.511	16.754	18.704
18	14:51:27.733	<b>50.599</b>	+0.280	15.514	16.594	18.491	4	14:39:39.058	<b>50.792</b>	+0.471	15.471	16.620	18.701
19	14:52:18.254	<b>50.521</b>	+0.202	15.367	<b>16.458</b>	18.696	5	14:40:30.418	<b>51.360</b>	+1.039	15.413	17.367	18.580
20	14:53:08.573	<b>50.319</b>		15.329	16.485	18.505	6	14:41:21.332	<b>50.914</b>	+0.593	15.498	16.706	18.710
<b>(416) Jayden Gushiken</b>							7	14:42:12.142	<b>50.810</b>	+0.489	15.455	16.727	18.628
1	14:37:05.480	<b>56.445</b>	+6.162	18.089	18.047	20.309	8	14:43:02.796	<b>50.654</b>	+0.333	15.504	16.604	18.546
2	14:37:57.957	<b>52.477</b>	+2.194	16.527	17.002	18.948	9	14:43:53.236	<b>50.440</b>	+0.119	15.332	<b>16.524</b>	18.584
3	14:38:48.949	<b>50.992</b>	+0.709	15.599	16.668	18.725	10	14:44:43.763	<b>50.527</b>	+0.206	15.367	16.608	18.552
4	14:39:39.542	<b>50.593</b>	+0.310	15.448	16.533	18.612	11	14:45:34.299	<b>50.536</b>	+0.215	15.363	16.609	18.564
5	14:40:30.716	<b>51.174</b>	+0.891	15.492	16.974	18.708	12	14:46:24.854	<b>50.555</b>	+0.234	15.450	16.563	18.542
6	14:41:21.580	<b>50.864</b>	+0.581	15.470	16.701	18.693	13	14:47:15.392	<b>50.538</b>	+0.217	15.420	16.632	18.486
7	14:42:12.441	<b>50.861</b>	+0.578	15.530	16.661	18.670	14	14:48:05.968	<b>50.576</b>	+0.255	15.454	16.555	18.567
8	14:43:03.103	<b>50.662</b>	+0.379	15.452	16.645	18.565	15	14:48:56.431	<b>50.463</b>	+0.142	15.373	16.545	18.545
9	14:43:53.615	<b>50.512</b>	+0.229	15.465	<b>16.452</b>	18.595	16	14:49:46.843	<b>50.412</b>	+0.091	15.298	16.576	18.538
10	14:44:44.064	<b>50.449</b>	+0.166	<b>15.294</b>	16.603	18.552	17	14:50:38.092	<b>51.249</b>	+0.928	15.417	17.035	18.797
11	14:45:34.528	<b>50.464</b>	+0.181	15.306	16.587	18.571	18	14:51:28.413	<b>50.321</b>		15.329	16.559	<b>18.433</b>
12	14:46:25.102	<b>50.574</b>	+0.291	15.454	16.535	18.585	19	14:52:18.957	<b>50.544</b>	+0.223	15.410	16.620	18.514
13	14:47:15.666	<b>50.564</b>	+0.281	15.443	16.585	18.536	20	14:53:09.322	<b>50.365</b>	+0.044	<b>15.294</b>	16.545	18.526
14	14:48:06.222	<b>50.556</b>	+0.273	15.386	16.612	18.558	<b>(466) Valentin Knoedel</b>						
15	14:48:56.651	<b>50.429</b>	+0.146	15.394	16.507	18.528	1	14:37:07.539	<b>57.737</b>	+7.580	19.193	18.141	20.403
16	14:49:47.100	<b>50.449</b>	+0.166	15.335	16.570	18.544	2	14:38:01.105	<b>53.566</b>	+3.409	16.054	17.379	20.133
17	14:50:38.412	<b>51.312</b>	+1.029	15.337	16.934	19.041	3	14:38:52.802	<b>51.697</b>	+1.540	15.777	16.941	18.979
18	14:51:28.695	<b>50.283</b>		15.347	16.505	<b>18.431</b>	4	14:39:44.554	<b>51.752</b>	+1.595	15.738	16.831	19.183
19	14:52:19.222	<b>50.527</b>	+0.244	15.384	16.494	18.649	5	14:40:36.080	<b>51.526</b>	+1.369	15.760	16.737	19.029
20	14:53:09.638	<b>50.416</b>	+0.133	15.331	16.487	18.598	6	14:41:26.734	<b>50.654</b>	+0.497	15.403	16.628	18.623
<b>(495) Adrian Martinz</b>							7	14:42:17.815	<b>51.081</b>	+0.924	15.628	16.684	18.769
1	14:37:05.902	<b>55.325</b>	+4.999	17.724	18.038	19.563	8	14:43:08.597	<b>50.782</b>	+0.625	15.608	16.583	18.591
2	14:37:59.287	<b>53.385</b>	+3.069	16.846	17.235	19.304	9	14:43:59.148	<b>50.551</b>	+0.394	15.437	16.572	18.542
3	14:38:50.597	<b>51.310</b>	+0.984	15.705	16.737	18.868	10	14:44:49.805	<b>50.657</b>	+0.500	15.476	16.605	18.576
4	14:39:41.567	<b>50.970</b>	+0.644	15.564	16.673	18.733	11	14:45:40.319	<b>50.514</b>	+0.357	15.400	16.594	18.520
5	14:40:32.204	<b>50.637</b>	+0.311	15.457	16.556	18.624	12	14:46:30.787	<b>50.468</b>	+0.311	15.388	16.521	18.559
6	14:41:22.893	<b>50.689</b>	+0.363	15.461	16.572	18.656	13	14:47:21.411	<b>50.624</b>	+0.467	15.343	16.564	18.717
7	14:42:13.359	<b>50.466</b>	+0.140	15.408	16.498	18.560	14	14:48:11.997	<b>50.586</b>	+0.429	15.431	16.587	18.568
8	14:43:03.788	<b>50.429</b>	+0.103	15.404	16.466	18.559	15	14:49:02.492	<b>50.495</b>	+0.338	15.357	16.554	18.584
9	14:43:54.152	<b>50.364</b>	+0.038	15.375	16.497	<b>18.492</b>	16	14:49:52.990	<b>50.498</b>	+0.341	15.342	16.596	18.560
10	14:44:44.478	<b>50.326</b>		15.395	16.418	18.513	17	14:50:43.622	<b>50.632</b>	+0.475	15.375	16.560	18.697
11	14:45:34.901	<b>50.423</b>	+0.097	<b>15.354</b>	16.471	18.598	18	14:51:33.994	<b>50.372</b>	+0.215	15.345	16.523	18.504
12	14:46:25.322	<b>50.421</b>	+0.095	15.426	16.473	18.522	19	14:52:24.151	<b>50.157</b>		<b>15.300</b>	<b>16.390</b>	<b>18.467</b>
13	14:47:15.901	<b>50.579</b>	+0.253	15.438	16.536	18.605	20	14:53:14.385	<b>50.234</b>	+0.077	15.348	16.405	18.481
14	14:48:06.363	<b>50.462</b>	+0.136	15.369	16.527	18.566	<b>(412) Iliyan Yankov</b>						
15	14:48:56.982	<b>50.619</b>	+0.293	15.431	16.588	18.600	1	14:37:02.288	<b>53.859</b>	+3.623	17.502	17.196	19.161
16	14:49:47.489	<b>50.507</b>	+0.181	15.363	16.605	18.539	2	14:37:53.542	<b>51.254</b>	+1.018	15.600	16.908	18.746
17	14:50:38.654	<b>51.165</b>	+0.839	15.403	16.555	19.207	3	14:38:45.482	<b>51.940</b>	+1.704	15.495	17.393	19.052
18	14:51:29.228	<b>50.574</b>	+0.248	15.494	<b>16.386</b>	18.694	4	14:39:36.086	<b>50.604</b>	+0.368	15.485	16.609	18.510
19	14:52:19.612	<b>50.384</b>	+0.058	15.405	16.444	18.535	5	14:40:26.327	<b>50.241</b>	+0.005	<b>15.311</b>	16.450	18.480
20	14:53:10.033	<b>50.421</b>	+0.095	15.424	16.433	18.564	6	14:41:16.800	<b>50.473</b>	+0.237	15.318	16.570	18.585
<b>(422) Carl Luthardt</b>							7	14:42:07.439	<b>50.639</b>	+0.403	15.348	16.564	18.727
1	14:37:05.669	<b>55.759</b>	+5.528	18.150	17.702	19.907	8	14:42:57.880	<b>50.441</b>	+0.205	15.385	16.540	18.516
2	14:37:58.870	<b>53.201</b>	+2.970	16.465	17.637	19.099	9	14:43:48.427	<b>50.547</b>	+0.311	15.560	16.523	18.464
3	14:38:50.243	<b>51.373</b>	+1.142	15.690	16.821	18.862	10	14:44:39.639	<b>51.212</b>	+0.976	16.002	16.619	18.591
4	14:39:41.223	<b>50.980</b>	+0.749	15.486	16.747	18.747	11	14:45:29.922	<b>50.283</b>	+0.047	15.313	16.529	18.441
5	14:40:32.048	<b>50.825</b>	+0.594	15.506	16.750	18.569	12	14:46:20.294	<b>50.372</b>	+0.136	15.346	16.533	18.493
6	14:41:23.396	<b>51.348</b>	+1.117	15.405	16.673	19.270	13	14:47:10.711	<b>50.417</b>	+0.181	15.402	16.461	18.554
7	14:42:14.008	<b>50.612</b>	+0.381	15.508	16.538	18.566	14	14:48:01.241	<b>50.530</b>	+0.294	15.396	16.502	18.632
8	14:43:04.570	<b>50.562</b>	+0.331	15.399	16.540	18.623	15	14:48:51.608	<b>50.367</b>	+0.131	15.431	16.474	18.462
9	14:43:55.186	<b>50.616</b>	+0.385	15.391	16.624	18.601	16	14:49:41.844	<b>50.236</b>		15.339	<b>16.432</b>	18.465
10	14:44:45.876	<b>50.690</b>	+0.459	15.447	16.565	18.678	17	14:50:32.213	<b>50.369</b>	+0.133	15.316	16.509	18.544
11	14:45:36.464	<b>50.588</b>	+0.357	15.381	16.550	18.657	18	14:51:22.705	<b>50.492</b>	+0.256	15.512	16.540	<b>18.440</b>
12	14:46:26.970	<b>50.506</b>	+0.275	15.374	16.512	18.620	19	14:52:13.795	<b>51.090</b>	+0.854	15.411	16.633	19.046
13	14:47:17.547	<b>50.577</b>	+0.346	15.385	16.579	18.613	20	14:53:05.484	<b>51.689</b>	+1.453	15.475	16.845	19.369
14	14:48:08.125	<b>50.578</b>	+0.347	15.408	16.534	18.636	<b>(413) Niko Bognar</b>						
15	14:48:58.608	<b>50.483</b>	+0.252	15.387	16.484	18.612	1	14:37:06.391	<b>57.235</b>	+6.996	18.219	19.341	19.675
16	14:49:49.150	<b>50.542</b>	+0.311	15.347	16.489	18.706	2	14:37:59.039	<b>52.648</b>	+2.409	16.197	17.270	19.181
17	14:50:39.843	<b>50.693</b>	+0.462	15.346	16.549	18.798	3	14:38:50.414	<b>51.375</b>	+1.136	15.783	16.753	18.839
18	14:51:30.322	<b>50.479</b>	+0.248	15.366	16.518	18.595	4	14:39:44.466	<b>54.052</b>	+3.813	15.557	17.484	21.011
19	14:52:20.553	<b>50.231</b>		<b>15.312</b>	<b>16.368</b>	<b>18.551</b>	5	14:40:36.724	<b>52.258</b>	+2.019	16.515	16.643	19.100
20	14:53:11.060	<b>50.507</b>	+0.276	15.359	16.515	18.633	6	14:41:27.972	<b>51.248</b>	+1.009	15.684	16.821	18.743
<b>(458) Radek Vavra</b>							7	14:42:18.920	<b>50.948</b>	+0.709	15.730	16.640	18.578
							8	14:43:09.574	<b>50.654</b>	+0.415	15.347	16.636	18.671

# ADAC Kartrennen Cheb

## KZ2 Cup

Cheb 1,202 Km

## Final

31.05.2026 14:30

Race (20 Laps) started at 14:36:07

Lap	Time of Day	Lap Tm	Diff	S1 Tm	S2 Tm	S3 Tm	Lap	Time of Day	Lap Tm	Diff	S1 Tm	S2 Tm	S3 Tm
9	14:44:00.351	50.777	+0.538	15.546	16.630	18.601	17	14:50:49.197	50.700	+0.134	15.484	16.556	18.660
10	14:44:51.104	50.763	+0.514	15.599	16.592	18.562	18	14:51:40.029	50.832	+0.266	15.498	16.665	18.669
11	14:45:41.529	50.425	+0.186	15.411	16.484	18.530	19	14:52:30.764	50.735	+0.169	15.444	16.653	18.638
12	14:46:32.066	50.537	+0.298	15.554	16.469	18.514	20	14:53:21.608	50.844	+0.278	15.485	16.637	18.722
13	14:47:22.563	50.497	+0.258	15.357	16.613	18.527	(468) Rick Hartmann						
14	14:48:12.874	50.311	+0.072	15.261	16.475	18.575	1	14:37:07.942	57.315	+6.519	18.777	18.226	20.312
15	14:49:03.279	50.405	+0.166	15.409	16.466	18.530	2	14:38:01.341	53.399	+2.603	16.080	17.501	19.818
16	14:49:53.674	50.395	+0.156	15.327	16.545	18.523	3	14:38:53.152	51.811	+1.015	15.763	16.992	19.056
17	14:50:44.709	51.035	+0.796	15.325	16.469	19.241	4	14:39:44.830	51.678	+0.882	15.573	16.824	19.281
18	14:51:34.948	50.239		15.438	16.393	18.408	5	14:40:36.930	52.100	+1.304	15.865	16.789	19.446
19	14:52:25.392	50.444	+0.205	15.433	16.451	18.560	6	14:41:28.667	51.737	+0.941	15.634	17.169	18.934
20	14:53:15.644	50.252	+0.013	15.507	16.302	18.443	7	14:42:20.035	51.368	+0.572	15.665	16.941	18.762
(425) Sascha Dreher							8	14:43:10.918	50.883	+0.087	15.509	16.667	18.707
1	14:37:08.341	57.593	+7.123	19.027	18.315	20.251	9	14:44:02.052	51.134	+0.338	15.782	16.693	18.659
2	14:38:01.525	53.184	+2.714	15.985	17.540	19.659	10	14:44:53.130	51.078	+0.282	15.621	16.625	18.832
3	14:38:54.186	52.661	+2.191	15.921	17.096	19.644	11	14:45:44.577	51.447	+0.651	15.622	16.660	19.165
4	14:39:45.078	50.892	+0.422	15.608	16.635	18.649	12	14:46:35.666	51.089	+0.293	15.567	16.708	18.814
5	14:40:37.165	52.087	+1.617	16.094	16.641	19.352	13	14:47:26.670	51.004	+0.208	15.582	16.662	18.760
6	14:41:28.230	51.065	+0.595	15.549	16.891	18.625	14	14:48:17.475	50.805	+0.009	15.541	16.608	18.666
7	14:42:19.203	50.973	+0.503	15.783	16.597	18.593	15	14:49:08.271	50.796		15.489	16.619	18.688
8	14:43:09.718	50.515	+0.045	15.370	16.567	18.578	16	14:49:59.071	50.800	+0.004	15.516	16.601	18.683
9	14:44:00.697	50.979	+0.509	15.600	16.699	18.680	17	14:50:50.041	50.970	+0.174	15.539	16.636	18.795
10	14:44:51.826	51.129	+0.659	15.568	16.722	18.839	18	14:51:41.003	50.962	+0.166	15.659	16.516	18.787
11	14:45:43.162	51.336	+0.866	15.749	16.931	18.656	19	14:52:31.822	50.819	+0.023	15.534	16.585	18.700
12	14:46:33.898	50.736	+0.266	15.322	16.729	18.685	20	14:53:22.737	50.915	+0.119	15.686	16.524	18.705
13	14:47:24.646	50.748	+0.278	15.411	16.651	18.686	(409) Luis Esser						
14	14:48:15.359	50.713	+0.243	15.506	16.521	18.686	1	14:37:09.074	56.985	+6.802	18.224	18.989	19.772
15	14:49:06.025	50.666	+0.196	15.366	16.653	18.647	2	14:38:02.036	52.962	+2.779	15.957	17.928	19.077
16	14:49:56.495	50.470		15.327	16.575	18.568	3	14:38:54.261	52.225	+2.042	15.798	17.001	19.426
17	14:50:47.137	50.642	+0.172	15.265	16.717	18.660	4	14:39:46.420	52.159	+1.976	16.397	17.129	18.633
18	14:51:37.803	50.666	+0.196	15.489	16.605	18.572	5	14:40:37.474	51.054	+0.871	15.540	16.726	18.788
19	14:52:28.684	50.881	+0.411	15.580	16.641	18.660	6	14:41:29.286	51.812	+1.629	15.703	16.995	19.114
20	14:53:19.186	50.502	+0.032	15.458	16.547	18.497	7	14:42:20.552	51.266	+1.083	15.443	17.048	18.775
(481) Jannik Remmert							8	14:43:11.051	50.499	+0.316	15.354	16.606	18.539
1	14:37:07.055	56.814	+6.237	18.586	18.114	20.114	9	14:44:01.520	50.469	+0.286	15.423	16.578	18.468
2	14:38:00.057	53.002	+2.425	16.055	17.359	19.588	10	14:44:51.981	50.461	+0.278	15.323	16.608	18.530
3	14:38:51.428	51.371	+0.794	15.603	16.853	18.915	11	14:45:42.483	50.502	+0.319	15.411	16.591	18.500
4	14:39:43.194	51.766	+1.189	15.469	17.260	19.037	12	14:46:33.077	50.594	+0.411	15.432	16.580	18.582
5	14:40:36.377	53.183	+2.606	15.517	16.794	20.872	13	14:47:23.569	50.492	+0.309	15.354	16.629	18.509
6	14:41:27.450	51.073	+0.496	15.512	16.807	18.754	14	14:48:13.902	50.333	+0.150	15.277	16.627	18.429
7	14:42:18.398	50.948	+0.371	15.578	16.699	18.671	15	14:49:04.204	50.302	+0.119	15.299	16.521	18.482
8	14:43:09.410	51.012	+0.435	15.586	16.676	18.750	16	14:49:54.387	50.183		15.246	16.501	18.436
9	14:44:00.262	50.852	+0.275	15.512	16.675	18.665	17	14:50:45.117	50.730	+0.547	15.325	16.544	18.861
10	14:44:51.450	51.188	+0.611	15.822	16.710	18.656	18	14:51:35.709	50.592	+0.409	15.583	16.504	18.505
11	14:45:42.198	50.748	+0.171	15.456	16.706	18.586	19	14:52:26.082	50.373	+0.190	15.380	16.474	18.519
12	14:46:33.587	51.389	+0.812	15.554	17.067	18.768	20	14:53:16.354	50.272	+0.089	15.352	16.442	18.478
13	14:47:24.432	50.845	+0.268	15.426	16.719	18.700	(434) Marcel Ernst						
14	14:48:15.774	51.342	+0.765	16.005	16.591	18.746	1	14:37:11.244	57.363	+6.436	19.534	18.186	19.643
15	14:49:06.595	50.821	+0.244	15.498	16.635	18.688	2	14:38:04.611	53.367	+2.440	16.032	17.646	19.689
16	14:49:57.172	50.577		15.392	16.550	18.635	3	14:38:56.411	51.800	+0.873	15.726	17.089	18.985
17	14:50:48.023	50.851	+0.274	15.471	16.562	18.818	4	14:39:48.524	52.113	+1.186	15.722	16.982	19.409
18	14:51:38.686	50.663	+0.086	15.413	16.637	18.613	5	14:40:39.943	51.419	+0.492	15.681	16.869	18.869
19	14:52:29.497	50.811	+0.234	15.527	16.584	18.700	6	14:41:31.196	51.253	+0.326	15.632	16.835	18.786
20	14:53:20.339	50.842	+0.265	15.512	16.574	18.756	7	14:42:22.245	51.049	+0.122	15.554	16.763	18.732
(420) Quinten van Leeuwen							8	14:43:13.172	50.927		15.538	16.659	18.730
1	14:37:06.960	57.464	+6.898	17.975	19.322	20.167	9	14:44:04.300	51.128	+0.201	15.645	16.706	18.777
2	14:37:59.803	52.843	+2.277	15.943	17.220	19.680	10	14:44:55.414	51.114	+0.187	15.631	16.674	18.809
3	14:38:51.265	51.462	+0.896	15.535	16.929	18.998	11	14:45:46.375	50.961	+0.034	15.542	16.700	18.719
4	14:39:44.614	53.349	+2.783	15.441	16.913	20.995	12	14:46:37.455	51.080	+0.153	15.579	16.742	18.759
5	14:40:37.350	52.736	+2.170	16.757	16.835	19.144	13	14:47:30.292	52.837	+1.910	15.586	17.270	19.981
6	14:41:29.562	52.212	+1.646	16.093	17.063	19.510	14	14:48:21.690	51.398	+0.471	15.745	16.738	18.915
7	14:42:20.985	51.423	+0.857	15.519	16.827	19.077	15	14:49:12.794	51.104	+0.177	15.622	16.650	18.832
8	14:43:11.654	50.669	+0.103	15.390	16.595	18.684	16	14:50:04.987	52.193	+1.266	15.717	17.302	19.174
9	14:44:02.375	50.721	+0.155	15.453	16.683	18.585	17	14:50:56.008	51.021	+0.094	15.595	16.645	18.781
10	14:44:53.319	50.944	+0.378	15.487	16.630	18.827	18	14:51:47.105	51.097	+0.170	15.670	16.686	18.741
11	14:45:44.363	51.044	+0.478	15.574	16.709	18.761	19	14:52:38.084	50.979	+0.052	15.547	16.638	18.794
12	14:46:35.273	50.910	+0.344	15.427	16.728	18.755	20	14:53:29.059	50.975	+0.048	15.693	16.616	18.666
13	14:47:26.303	51.080	+0.464	15.421	16.870	18.739	(470) Maximilian Preradovic						
14	14:48:17.109	50.806	+0.240	15.456	16.649	18.701	1	14:37:10.241	57.842	+6.965	18.244	18.822	20.776
15	14:49:07.931	50.822	+0.256	15.404	16.676	18.742	2	14:38:03.627	53.386	+2.509	16.325	17.465	19.596
16	14:49:58.497	50.566		15.404	16.574	18.588	Orbits						

# ADAC Kartrennen Cheb

KZ2 Cup

Cheb 1,202 Km

Final

31.05.2026 14:30

Race (20 Laps) started at 14:36:07

Lap	Time of Day	Lap Tm	Diff	S1 Tm	S2 Tm	S3 Tm	Lap	Time of Day	Lap Tm	Diff	S1 Tm	S2 Tm	S3 Tm
3	14:38:55.889	52.262	+1.385	15.841	17.127	19.294	11	14:45:47.667	51.049	+0.116	15.473	16.734	18.842
4	14:39:48.336	52.447	+1.570	15.795	17.206	19.446	12	14:46:38.846	51.179	+0.246	15.569	16.783	18.827
5	14:40:40.231	51.895	+1.018	15.678	16.939	19.278	13	14:47:31.624	52.778	+1.845	15.606	16.645	20.527
6	14:41:31.727	51.496	+0.619	15.639	16.840	19.017	14	14:48:23.823	52.199	+1.266	16.540	16.921	18.788
7	14:42:22.869	51.142	+0.265	15.537	16.663	18.942	15	14:49:14.833	51.010	+0.077	15.542	16.696	18.772
8	14:43:14.073	51.204	+0.327	15.605	16.681	18.918	16	14:50:05.766	50.933		15.483	16.688	18.762
9	14:44:05.011	50.938	+0.061	15.471	16.608	18.859	17	14:50:57.093	51.327	+0.394	15.501	16.694	19.132
10	14:44:56.216	51.205	+0.328	15.478	16.820	18.907	18	14:51:48.729	51.636	+0.703	15.508	16.705	19.423
11	14:45:47.477	51.261	+0.384	15.501	16.848	18.912	19	14:52:39.672	50.943	+0.010	15.576	16.553	18.814
12	14:46:38.354	50.877		15.430	16.619	18.828	20	14:53:30.607	50.935	+0.002	15.521	16.577	18.837
13	14:47:31.686	53.332	+2.455	15.500	16.800	21.032	<b>(450) Barry Gregory</b>						
14	14:48:23.594	51.908	+1.031	16.364	16.721	18.823	1	14:37:10.092	57.787	+6.325	18.112	19.275	20.400
15	14:49:14.473	50.879	+0.002	15.432	16.617	18.830	2	14:38:04.468	54.376	+2.914	16.296	18.346	19.734
16	14:50:05.473	51.000	+0.123	15.526	16.639	18.835	3	14:38:57.059	52.591	+1.129	16.123	17.223	19.245
17	14:50:56.835	51.362	+0.485	15.404	16.807	19.151	4	14:39:50.869	53.810	+2.348	17.481	17.130	19.199
18	14:51:48.309	51.474	+0.597	15.498	16.858	19.118	5	14:40:43.294	52.425	+0.963	15.917	17.078	19.420
19	14:52:39.357	51.048	+0.171	15.495	16.627	18.926	6	14:41:34.858	51.564	+0.102	15.814	16.813	18.937
20	14:53:30.358	51.001	+0.124	15.414	16.690	18.897	7	14:42:26.619	51.761	+0.299	15.807	16.888	19.066
<b>(447) Matyas Pursi</b>							8	14:43:18.278	51.659	+0.197	15.856	16.845	18.958
1	14:37:08.933	58.276	+7.346	18.921	19.336	20.019	9	14:44:09.823	51.545	+0.083	15.586	16.819	19.140
2	14:38:07.635	58.702	+7.772	16.542	22.177	19.983	10	14:45:01.285	51.462		15.687	16.789	18.986
3	14:38:59.869	52.234	+1.304	15.947	16.927	19.360	11	14:45:53.004	51.719	+0.257	15.796	16.837	19.086
4	14:39:51.452	51.583	+0.653	15.806	16.851	18.926	12	14:46:44.503	51.499	+0.037	15.690	16.775	19.034
5	14:40:43.003	51.551	+0.621	15.707	16.859	18.985	13	14:47:36.233	51.730	+0.268	15.832	16.825	19.073
6	14:41:34.261	51.258	+0.328	15.664	16.753	18.841	14	14:48:27.765	51.532	+0.070	15.706	16.747	19.079
7	14:42:25.407	51.146	+0.216	15.569	16.833	18.744	15	14:49:19.326	51.561	+0.099	15.767	16.748	19.046
8	14:43:16.596	51.189	+0.259	15.552	16.937	18.700	16	14:50:10.845	51.519	+0.057	15.708	16.809	19.002
9	14:44:07.711	51.115	+0.185	15.548	16.670	18.897	17	14:51:02.659	51.814	+0.352	15.658	16.804	19.352
10	14:44:58.822	51.111	+0.181	15.631	16.705	18.775	18	14:51:54.462	51.803	+0.341	15.946	16.846	19.011
11	14:45:49.872	51.050	+0.120	15.552	16.731	18.767	19	14:52:46.240	51.778	+0.316	15.978	16.736	19.064
12	14:46:40.895	51.023	+0.093	15.525	16.761	18.737	20	14:53:38.074	51.834	+0.372	15.853	16.860	19.121
13	14:47:32.134	51.239	+0.309	15.497	16.789	18.953	<b>(432) Kevin Lantinga</b>						
14	14:48:24.076	51.942	+1.012	16.198	16.933	18.811	1	14:37:00.311	52.803	+2.321	16.649	17.124	19.030
15	14:49:15.216	51.140	+0.210	15.574	16.712	18.854	2	14:37:52.348	52.037	+1.555	15.952	16.952	19.133
16	14:50:06.177	50.961	+0.031	15.534	16.628	18.799	3	14:38:44.098	51.750	+1.268	16.013	17.039	18.698
17	14:50:57.248	51.071	+0.141	15.439	16.667	18.799	4	14:39:34.752	50.654	+0.172	15.441	16.590	18.623
18	14:51:48.953	51.705	+0.775	15.527	16.854	19.324	5	14:40:25.499	50.747	+0.265	15.619	16.589	18.539
19	14:52:39.905	50.952	+0.022	15.550	16.636	18.766	6	14:41:16.025	50.526	+0.044	15.401	16.559	18.566
20	14:53:30.835	50.930		15.515	16.703	18.712	7	14:42:06.588	50.563	+0.081	15.493	16.569	18.501
<b>(477) Derk van Silfhout</b>							8	14:42:57.662	51.074	+0.592	15.400	16.653	19.021
1	14:37:08.063	57.062	+6.268	18.629	18.227	20.206	9	14:43:48.281	50.619	+0.137	15.467	16.527	18.625
2	14:38:01.460	53.397	+2.603	16.066	17.618	19.713	10	14:44:40.851	52.570	+2.088	16.568	16.738	19.264
3	14:38:54.389	52.929	+2.135	15.823	16.967	20.139	11	14:45:31.444	50.593	+0.111	15.413	16.541	18.639
4	14:39:47.749	53.360	+2.566	16.385	17.897	19.078	12	14:46:22.090	50.646	+0.164	15.442	16.605	18.599
5	14:40:39.050	51.301	+0.507	15.720	16.807	18.774	13	14:47:13.415	51.325	+0.843	15.396	16.576	19.353
6	14:41:30.277	51.227	+0.433	15.591	16.723	18.913	14	14:48:03.897	50.482		15.431	16.538	18.513
7	14:42:21.639	51.362	+0.568	15.575	16.748	19.039	15	14:48:54.423	50.526	+0.044	15.388	16.587	18.551
8	14:43:12.708	51.069	+0.275	15.625	16.697	18.747	16	14:49:45.109	50.686	+0.204	15.417	16.612	18.657
9	14:44:04.098	51.390	+0.596	15.661	16.962	18.767	<b>(414) Eric Wess</b>						
10	14:44:55.516	51.418	+0.624	15.628	16.714	19.076	1	14:37:03.911	54.477	+4.099	17.442	17.754	19.281
11	14:45:46.572	51.056	+0.262	15.606	16.735	18.715	2	14:37:56.685	52.774	+2.396	15.847	17.312	19.615
12	14:46:37.635	51.063	+0.269	15.633	16.728	18.702	3	14:38:47.762	51.077	+0.699	15.608	16.790	18.679
13	14:47:30.376	52.741	+1.947	15.625	17.119	19.997	4	14:39:38.539	50.777	+0.399	15.479	16.759	18.539
14	14:48:21.817	51.441	+0.647	15.875	16.763	18.803	5	14:40:29.923	51.384	+1.006	15.512	17.195	18.677
15	14:49:12.880	51.063	+0.269	15.662	16.684	18.717	6	14:41:20.779	50.856	+0.478	15.565	16.761	18.530
16	14:50:04.802	51.922	+1.128	15.863	17.140	18.919	7	14:42:11.604	50.825	+0.447	15.694	16.602	18.529
17	14:50:55.596	50.794		15.657	16.513	18.724	8	14:43:02.100	50.496	+0.118	15.376	16.621	18.499
18	14:51:46.516	50.920	+0.126	15.587	16.613	18.720	9	14:43:52.503	50.403	+0.025	15.339	16.538	18.526
19	14:52:37.381	50.865	+0.071	15.561	16.551	18.753	10	14:44:42.954	50.451	+0.073	15.410	16.554	18.487
20	14:53:28.255	50.874	+0.080	15.629	16.624	18.621	11	14:45:33.452	50.498	+0.120	15.381	16.654	18.463
<b>(499) Karl Leesma</b>							12	14:46:23.865	50.413	+0.035	15.444	16.509	18.460
1	14:37:07.637	57.209	+6.276	18.796	18.256	20.157	13	14:47:14.370	50.505	+0.127	15.422	16.594	18.489
2	14:38:00.938	53.301	+2.368	16.194	17.382	19.725	14	14:48:05.061	50.691	+0.313	15.729	16.531	18.431
3	14:38:54.123	53.185	+2.252	15.748	17.025	20.412	15	14:48:55.439	50.378		15.383	16.501	18.494
4	14:39:47.209	53.086	+2.153	16.381	17.620	19.085	16	14:49:45.841	50.402	+0.024	15.341	16.623	18.438
5	14:40:38.652	51.443	+0.510	15.738	16.804	18.901	<b>(433) Pavel Vimmer</b>						
6	14:41:29.997	51.345	+0.412	15.607	16.754	18.984	1	14:37:00.561	52.953	+2.732	17.163	16.998	18.792
7	14:42:21.553	51.556	+0.623	15.555	16.884	19.117	2	14:37:52.047	51.486	+1.265	15.834	16.910	18.742
8	14:43:13.584	52.031	+1.098	15.975	16.763	19.293	3	14:38:42.933	50.886	+0.665	15.480	16.711	18.695
9	14:44:04.673	51.089	+0.156	15.495	16.805	18.789	4	14:39:33.487	50.554	+0.333	15.454	16.610	18.490
10	14:44:56.618	51.945	+1.012	15.544	17.505	18.896							

# ADAC Kartrennen Cheb

KZ2 Cup

Cheb 1,202 Km

Final

31.05.2026 14:30

Race (20 Laps) started at 14:36:07

Lap	Time of Day	Lap Tm	Diff	S1 Tm	S2 Tm	S3 Tm	Lap	Time of Day	Lap Tm	Diff	S1 Tm	S2 Tm	S3 Tm
5	14:40:23.818	<b>50.331</b>	+0.110	15.284	16.554	18.493							
6	14:41:14.049	<b>50.231</b>	+0.010	15.287	16.499	<b>18.445</b>							
7	14:42:04.270	<b>50.221</b>		<b>15.192</b>	<b>16.460</b>	18.569							
<b>(444) Kevin Wagner</b>													
1	14:37:02.049	<b>53.712</b>	+3.222	17.406	17.292	19.014							
2	14:37:53.372	<b>51.323</b>	+0.833	15.623	16.955	18.745							
3	14:38:45.751	<b>52.379</b>	+1.889	15.488	17.458	19.433							
4	14:39:36.472	<b>50.721</b>	+0.231	15.374	16.668	18.679							
5	14:40:26.962	<b>50.490</b>		15.337	<b>16.530</b>	<b>18.623</b>							
6	14:41:17.793	<b>50.831</b>	+0.341	<b>15.310</b>	16.595	18.926							
<b>(407) Emanuel Mai</b>													
1	14:37:05.743	<b>56.111</b>	+4.889	18.472	18.048	19.591							
2	14:37:59.486	<b>53.743</b>	+2.521	16.578	17.364	19.801							
3	14:38:51.079	<b>51.593</b>	+0.371	15.638	17.012	18.943							
4	14:39:43.045	<b>51.966</b>	+0.744	<b>15.444</b>	17.408	19.114							
5	14:40:36.630	<b>53.585</b>	+2.363	15.459	<b>16.931</b>	21.195							
6	14:41:27.852	<b>51.222</b>		15.553	16.946	<b>18.723</b>							
<b>(410) Christoffer Sachse</b>													
1	14:37:08.508	<b>57.674</b>		18.588	<b>18.999</b>	<b>20.087</b>							
<b>(436) Vaclav Prochazka</b>													
1	14:37:08.581	<b>56.463</b>		17.941	<b>18.610</b>	<b>19.912</b>							
<b>(474) Jason Duijvestijn</b>													
1	14:37:09.221	<b>57.292</b>		18.246	<b>19.369</b>	<b>19.677</b>							
<b>(411) Mark Zvarich</b>													
1	14:37:05.389	<b>56.257</b>	+5.926	18.682	17.766	19.809							
2	14:37:57.081	<b>51.692</b>	+1.361	15.828	16.841	19.023							
3	14:38:48.084	<b>51.003</b>	+0.672	15.544	16.794	18.665							
4	14:39:38.740	<b>50.656</b>	+0.325	15.477	16.608	18.571							
5	14:40:30.097	<b>51.357</b>	+1.026	15.562	17.295	18.500							
6	14:41:20.962	<b>50.865</b>	+0.534	15.666	16.679	18.520							
7	14:42:11.898	<b>50.936</b>	+0.605	15.659	16.697	18.580							
8	14:43:02.431	<b>50.533</b>	+0.202	15.497	16.542	<b>18.494</b>							
9	14:43:52.820	<b>50.389</b>	+0.058	15.302	16.508	18.579							
10	14:44:43.344	<b>50.524</b>	+0.193	15.399	16.598	18.527							
11	14:45:33.799	<b>50.455</b>	+0.124	15.366	16.551	18.538							
12	14:46:24.372	<b>50.573</b>	+0.242	15.379	16.634	18.560							
13	14:47:14.703	<b>50.331</b>		15.333	16.471	18.527							
14	14:48:05.369	<b>50.666</b>	+0.335	15.579	16.565	18.522							
15	14:48:55.804	<b>50.435</b>	+0.104	15.371	16.535	18.529							
16	14:49:46.237	<b>50.433</b>	+0.102	15.358	16.516	18.559							
17	14:50:45.051	<b>58.814</b>	+8.483	15.468	17.231	26.115							
18	14:51:36.104	<b>51.053</b>	+0.722	15.975	<b>16.470</b>	18.608							